



US00D790398S

(12) **United States Design Patent** (10) **Patent No.:** **US D790,398 S**
Perini (45) **Date of Patent:** **** Jun. 27, 2017**

(54) **MOTOR VEHICLE, TOY REPLICA AND/OR OTHER REPLICAS**

(71) Applicant: **Automobili Lamborghini S.p.A.,**
Sant'Agata Bolognese (BO) (IT)

(72) Inventor: **Filippo Perini, Bobbio (IT)**

(73) Assignee: **AUTOMOBILI LAMBORGHINI S.P.A.,** Sant' Agata Bolognese (BO) (IT)

(**) Term: **15 Years**

(21) Appl. No.: **29/552,322**

(22) Filed: **Jan. 21, 2016**

(30) **Foreign Application Priority Data**

Jul. 27, 2015 (EM) 002 742 973-0001
Jul. 27, 2015 (EM) 002 742 981-0001

(51) **LOC (10) Cl.** **12-08**

(52) **U.S. Cl.**
USPC **D12/88; D12/92**

(58) **Field of Classification Search**
USPC D12/86, 90-92, 88; D21/421, 433, 434;
296/181.1, 181.5
CPC B62D 35/00; B62D 25/00; B62D 25/06;
B62D 33/00
See application file for complete search history.

(56) **References Cited**

U.S. PATENT DOCUMENTS

D717,698 S * 11/2014 Beaven D12/92
D718,661 S * 12/2014 Tabata D12/91
D741,753 S * 10/2015 Perini D12/92

D753,548 S * 4/2016 Gilles D12/88
D753,549 S * 4/2016 Manzoni D12/88
D755,674 S * 5/2016 Perini D12/88
D756,847 S * 5/2016 Nicoghosian D12/88
D769,152 S * 10/2016 Perini D12/88
D774,416 S * 12/2016 Perini D12/88
D774,947 S * 12/2016 Anscheidt D12/88

* cited by examiner

Primary Examiner — Melody N Brown

(74) *Attorney, Agent, or Firm* — Lucas & Mercanti, LLP;
Klaus P. Stoffel


(57) **CLAIM**

The ornamental design for a motor vehicle, toy replica and/or other replicas, as shown and described.

DESCRIPTION

FIG. 1 is a front, right side perspective view of the motor vehicle, toy replica and/or other replicas of the present invention;
FIG. 2 is a rear, left side perspective view thereof;
FIG. 3 is a front view thereof;
FIG. 4 is a rear view thereof;
FIG. 5 is a right side view thereof;
FIG. 6 is a left side view thereof;
FIG. 7 is a top view thereof;
FIG. 8 is a front, right side perspective view of the motor vehicle, toy replica and/or other replicas of the present invention with the top open;
FIG. 9 is a rear, left side perspective view of FIG. 8;
FIG. 10 is a front view of FIG. 8;
FIG. 11 is a rear view of FIG. 8;
FIG. 12 is a right side view of FIG. 8;
FIG. 13 is a left side view of FIG. 8; and,
FIG. 14 is a top view of FIG. 8.

1 Claim, 10 Drawing Sheets






Fig. 1




Fig. 2




Fig. 3




Fig. 4

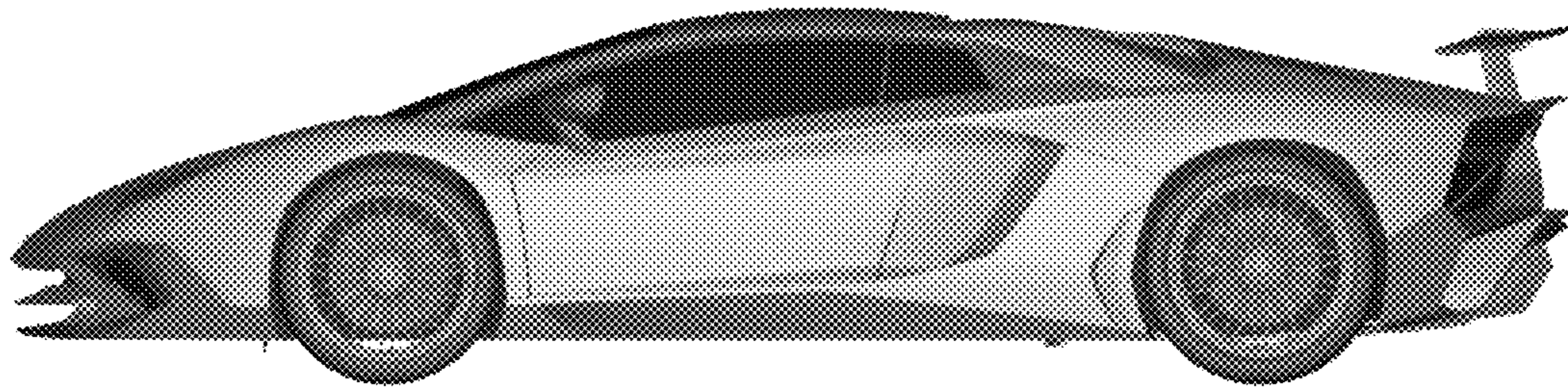


Fig. 5

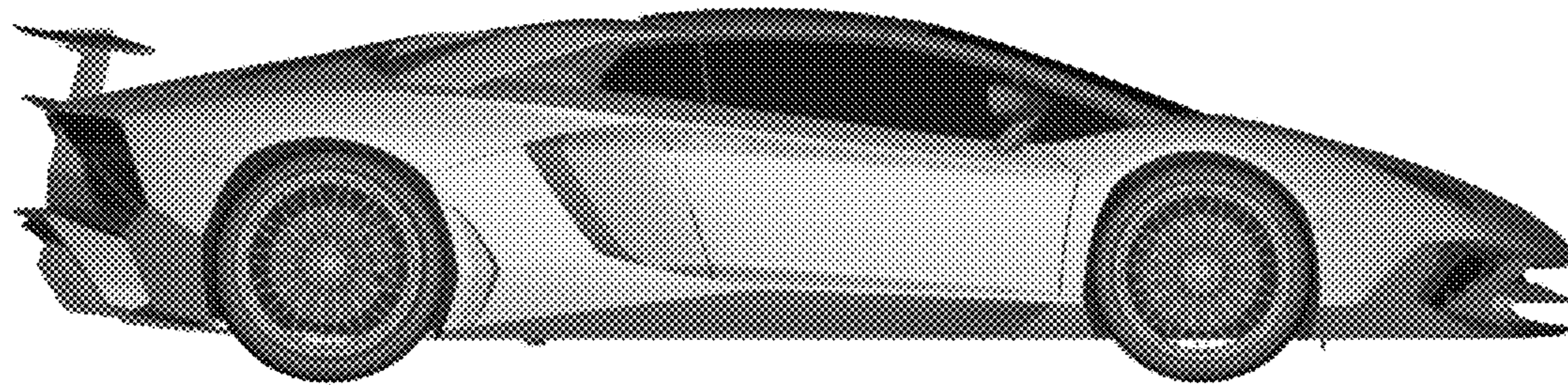


Fig. 6




Fig. 7




Fig. 8




Fig. 9




Fig. 10



Fig. 11

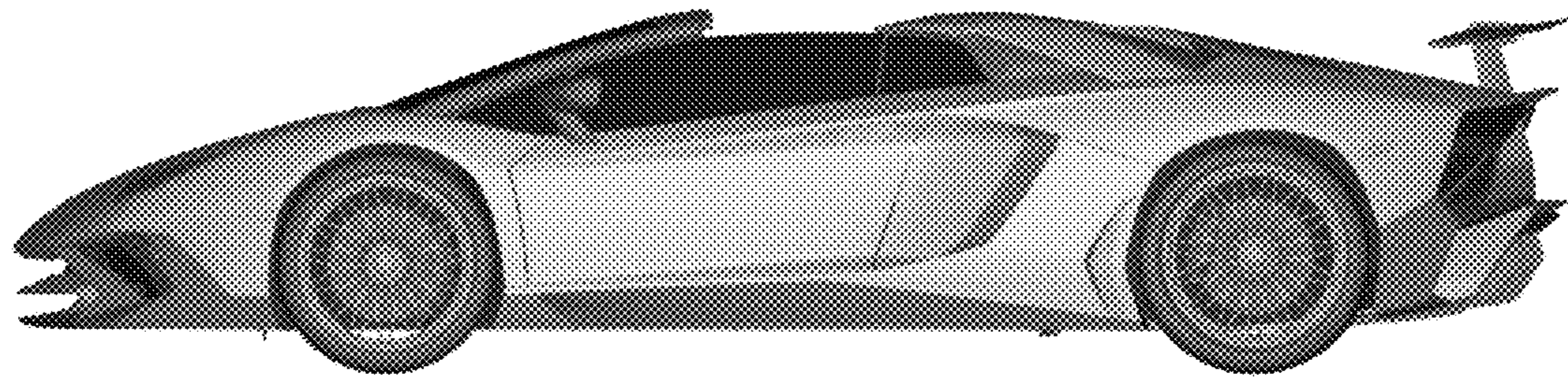


Fig. 12




Fig. 13

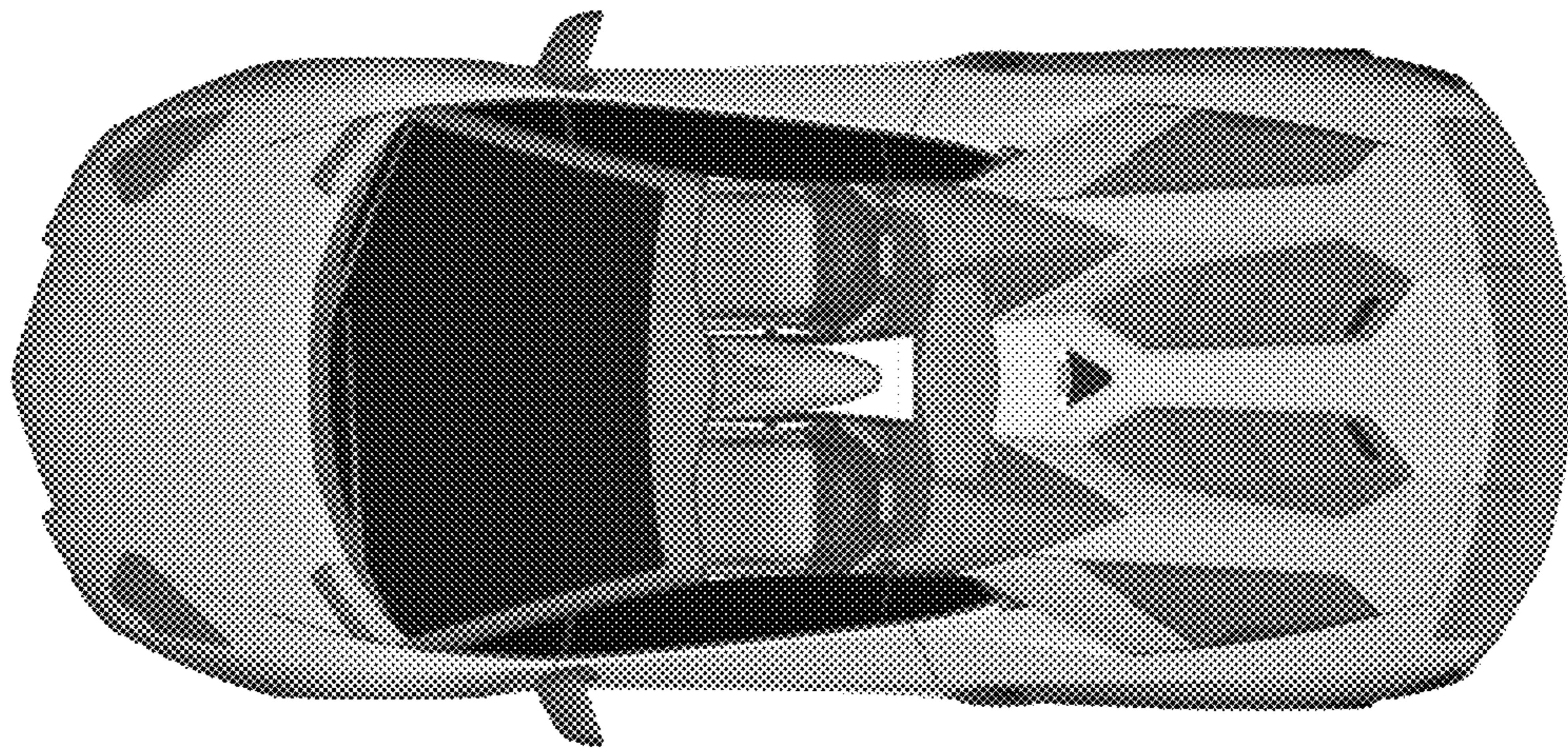


Fig. 14