



US00D790390S

(12) **United States Design Patent**
Headrick

(10) **Patent No.:** **US D790,390 S**

(45) **Date of Patent:** **** Jun. 27, 2017**

(54) **MEDALLION**
(71) Applicant: **Jacklyn D. Headrick**, Chicago, IL (US)
(72) Inventor: **Jacklyn D. Headrick**, Chicago, IL (US)
(**) Term: **15 Years**
(21) Appl. No.: **29/563,618**
(22) Filed: **May 6, 2016**
(51) **LOC (10) Cl.** **11-03**
(52) **U.S. Cl.**
USPC **D11/95**

244,776 A * 7/1881 Wales A41F 3/00
2/336
D19,448 S * 11/1889 Noble D11/208
799,133 A * 9/1905 Baker A44C 5/0092
63/7
818,146 A * 4/1906 Clark A44C 5/0092
63/7
D93,387 S * 9/1934 Freysinger D11/219
D93,466 S * 10/1934 Freysinger D11/218
2,060,345 A * 11/1936 Phillips A44C 5/0092
63/15
D134,985 S * 2/1943 Madan D11/95
D183,376 S * 8/1958 Stollman D11/219
D199,792 S * 12/1964 Frankenthaler D11/105
3,315,297 A * 4/1967 Bender A47H 13/02
16/87.8

(58) **Field of Classification Search**
USPC D11/3, 6, 7, 12-14, 40, 43, 44, 48, 49,
D11/77, 86, 95-100, 116, 200, 201, 208,
D11/210-215, 218, 219, 222, 226, 228,
D11/229, 238; D2/731, 737, 853, 859,
D2/999
CPC .. A44B 1/00; A44B 1/123; A44B 1/14; A44B
5/00; A44B 5/002; A44B 5/005; A44B
5/02; A44C 1/00; A44C 3/00; A44C
3/001; A44C 3/002; A44C 3/004; A44C
3/005; A44C 3/008; A44C 5/00; A44C
5/0007; A44C 5/003; A44C 5/0038; A44C
5/0084; A44C 5/0092; A44C 5/2009;
A44C 9/00; A44C 9/0053; A44C 9/0061;
A44C 13/00; A44C 23/00; A44C 25/00;
A44C 25/005; A44C 25/007
See application file for complete search history.

(Continued)

Primary Examiner — George D Kirschbaum
Assistant Examiner — Joseph Kukella
(74) *Attorney, Agent, or Firm* — Kane & Co., PLC; Barry
C. Kane

(57) **CLAIM**

The ornamental design for a medallion, substantially as
shown and described.

DESCRIPTION

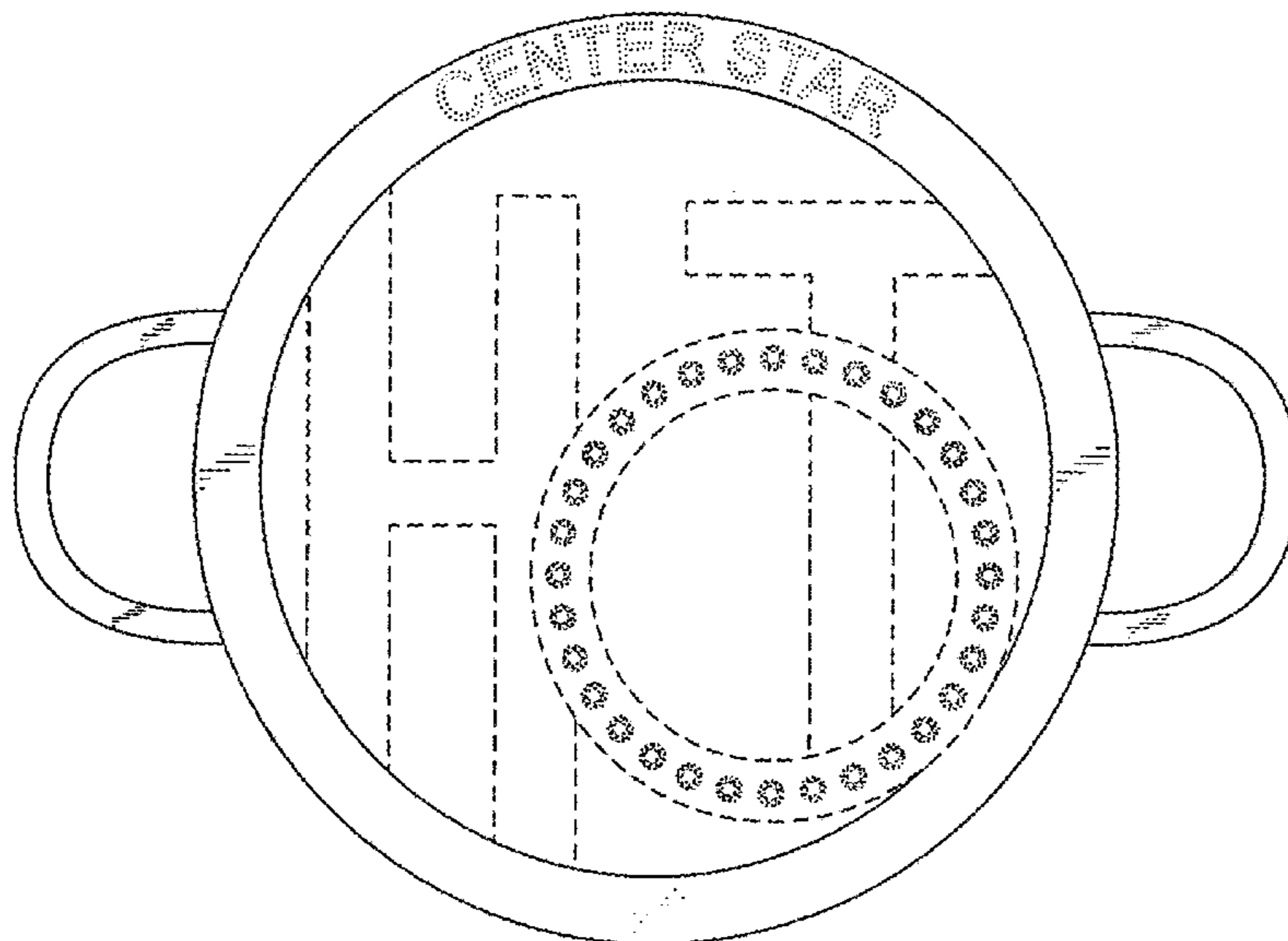
FIG. 1 is an oblique view of the medallion;
FIG. 2 is front view of the medallion shown in FIG. 1;
FIG. 3 is a back view of the medallion shown in FIG. 1;
FIG. 4 is an end view of the invention shown in FIG. 1;
FIG. 5 is an opposite end view of the invention shown in
FIG. 1;
FIG. 6 is a top view of the invention shown in FIG. 1; and,
FIG. 7 is a bottom view of the invention shown in FIG. 1.
In the drawings, the broken lines depict environmental
subject matter only and form no part of the claimed design.

(56) **References Cited**

U.S. PATENT DOCUMENTS

94,064 A * 8/1869 Barclay A44C 5/0092
63/7
215,250 A * 5/1879 Simmons A44C 5/00
63/22

1 Claim, 4 Drawing Sheets



(56)

References Cited

U.S. PATENT DOCUMENTS

3,790,775 A * 2/1974 Rosenblatt A44C 5/00
362/104
D252,196 S * 6/1979 Gehrke D11/115
5,746,067 A * 5/1998 Leach, II A44C 5/22
63/7
D468,492 S * 1/2003 Wilhelm D30/152
D481,330 S * 10/2003 Fildan D11/218
D662,691 S * 7/2012 Jeter, Jr. A43B 3/0078
D2/853
D699,147 S * 2/2014 Fissell D11/95
D715,175 S * 10/2014 Wanke D11/79
2003/0106338 A1 * 6/2003 Klingenberg A44C 5/00
63/9
2010/0016896 A1 * 1/2010 Rosenthal A44C 5/0084
606/235

* cited by examiner




FIG. 1

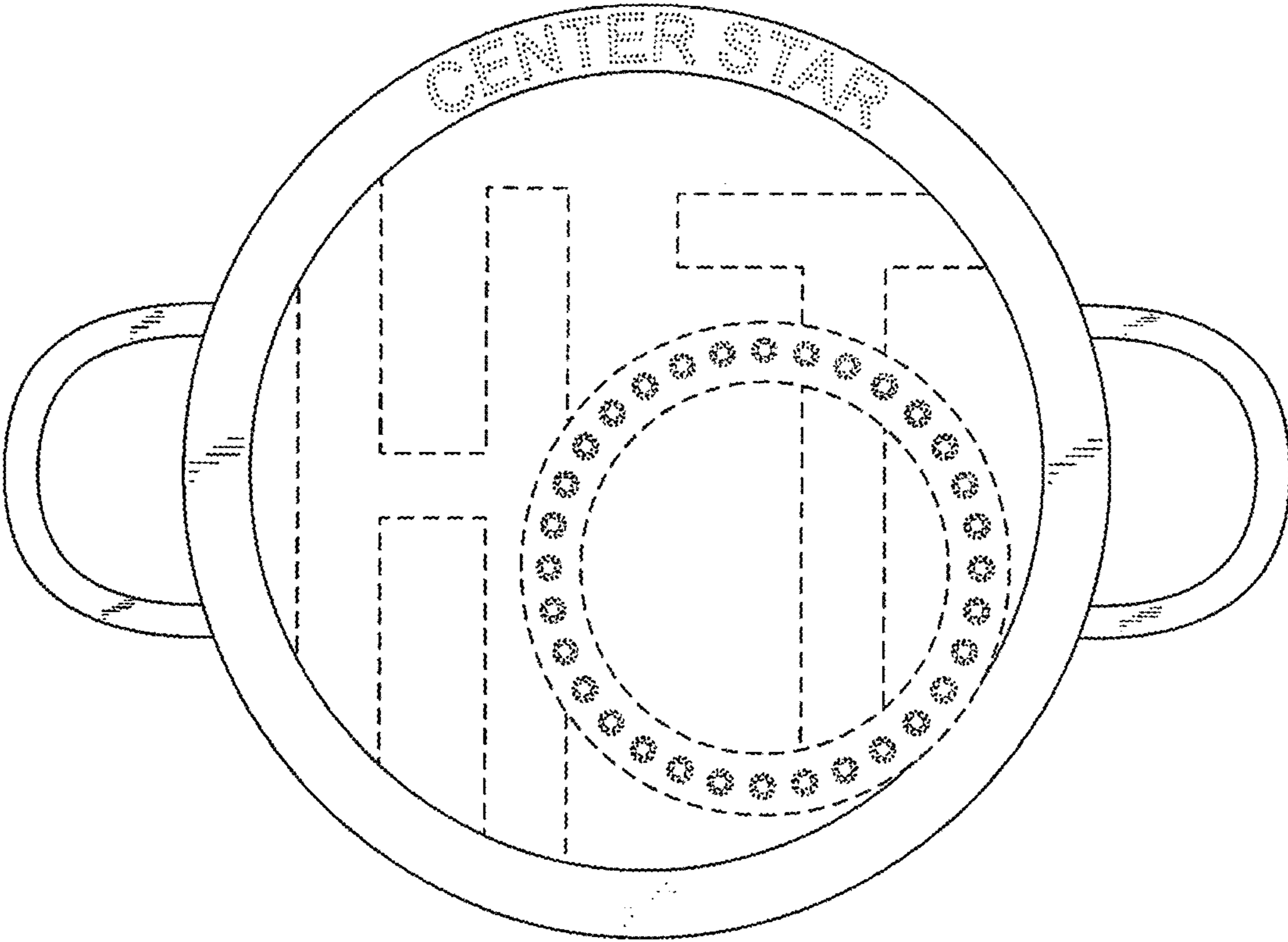


FIG. 2

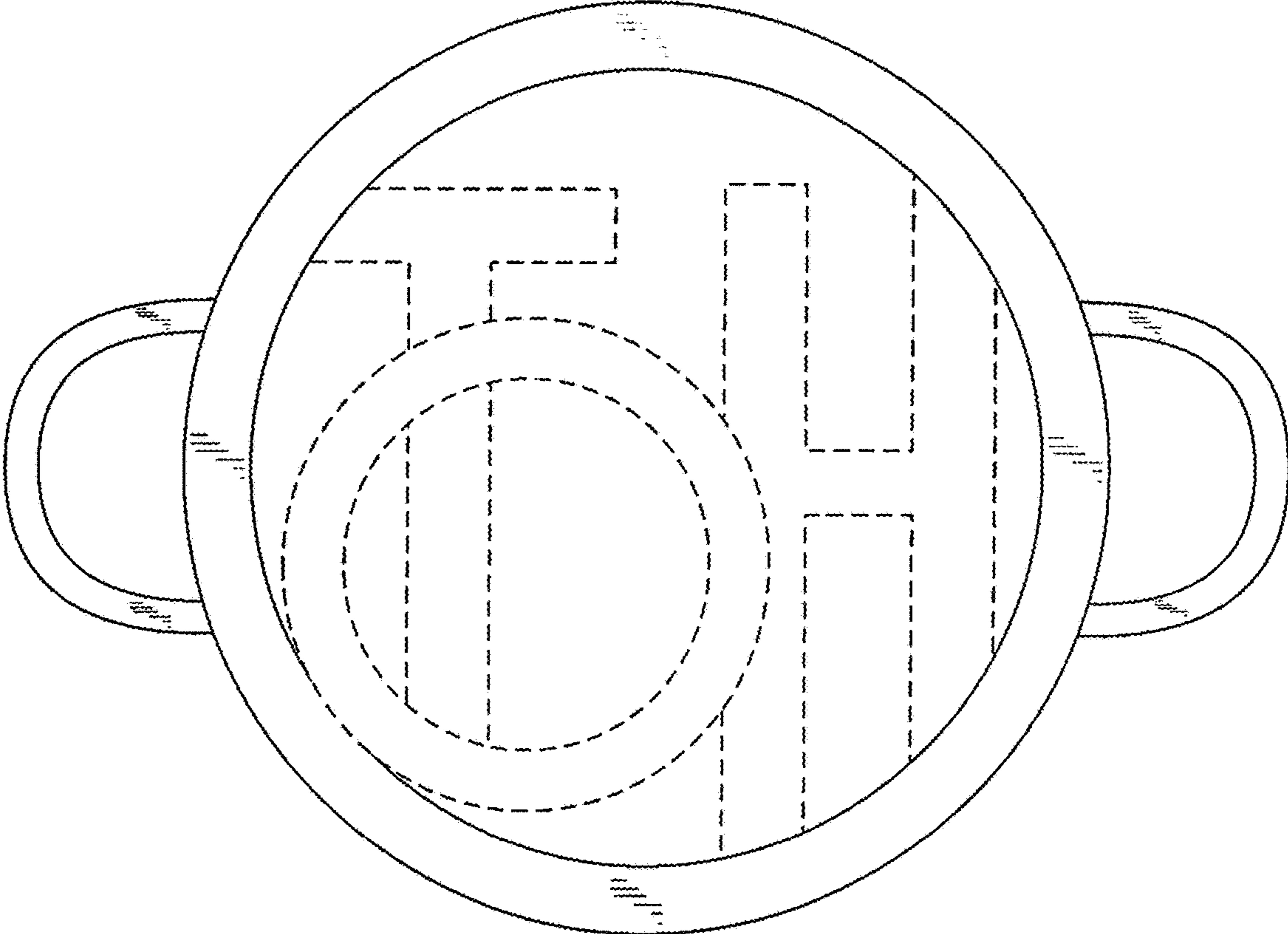


FIG. 3



FIG. 4



FIG. 5



FIG. 6




FIG. 7