



US00D790385S

(12) **United States Design Patent** (10) **Patent No.:** **US D790,385 S**  
**Liske** (45) **Date of Patent:** **\*\* Jun. 27, 2017**

(54) **RING**

(71) Applicant: **Cartier International AG**, Steinhausen (CH)

(72) Inventor: **Stefan Liske**, Berlin (DE)

(73) Assignee: **Cartier International AG**, Steinhausen (CH)

(\*\*) Term: **15 Years**

(21) Appl. No.: **29/563,086**

(22) Filed: **May 2, 2016**

(51) **LOC (10) Cl.** ..... **11-01**

(52) **U.S. Cl.**  
USPC ..... **D11/26**

(58) **Field of Classification Search**  
USPC ..... D11/1, 2, 26-39, 40-42, 79-86, 91, 92,  
D11/149, 67, 68, 69; 63/26-28; D9/663,  
D9/441, 439, 440, 451, 661; D3/208,  
D3/211; D30/123; D24/168

CPC ..... A44C 9/00; A44C 9/0007; A44C 9/0015;  
A44C 9/0023; A44C 9/003; A44C  
9/0038; A44C 9/0046; A44C 9/0053;  
A44C 9/0061; A44C 9/0069; A44C  
9/0076; A44C 17/02; A44C 17/0208;  
A44C 17/0216; A44C 17/0225; A44C  
17/0233; A44C 17/0241; A44C 17/025;  
A44C 17/0258; A44C 17/0266; A44C  
17/0275; A44C 17/0283; A44C 17/0291

See application file for complete search history.

(56) **References Cited**

U.S. PATENT DOCUMENTS

D37,550 S \* 9/1905 Mandalian ..... D11/207  
D41,780 S \* 9/1911 Mulcahy ..... 24/706.3  
3,688,520 A \* 9/1972 Strassel ..... A44C 9/0076  
63/15  
D387,989 S \* 12/1997 Chahed ..... D9/516  
D405,359 S \* 2/1999 Thierry ..... D9/661  
D705,691 S \* 5/2014 Mezhibovsky ..... D11/26

OTHER PUBLICATIONS

[Online] [http://cactusdecartier-live.cartier.us/img/desktop/cactus\\_collection/product\\_1\\_4.jpg](http://cactusdecartier-live.cartier.us/img/desktop/cactus_collection/product_1_4.jpg). Retrieved Feb. 16 2017.\*

\* cited by examiner

*Primary Examiner* — Melanie Pellegrini

(74) *Attorney, Agent, or Firm* — Taft Stettinius & Hollister LLP


(57) **CLAIM**

The ornamental design for a ring, as shown and described.

**DESCRIPTION**

FIG. 1 is a top, front perspective view of a ring showing my new design;  
FIG. 2 is a bottom, rear perspective view thereof;  
FIG. 3 is a left side elevational view thereof;  
FIG. 4 is a right side elevational view thereof;  
FIG. 5 is a front elevational view thereof;  
FIG. 6 is a rear elevation view thereof;  
FIG. 7 is a top plan view thereof; and,  
FIG. 8 is a bottom plan view thereof.

**1 Claim, 2 Drawing Sheets**






FIG. 1

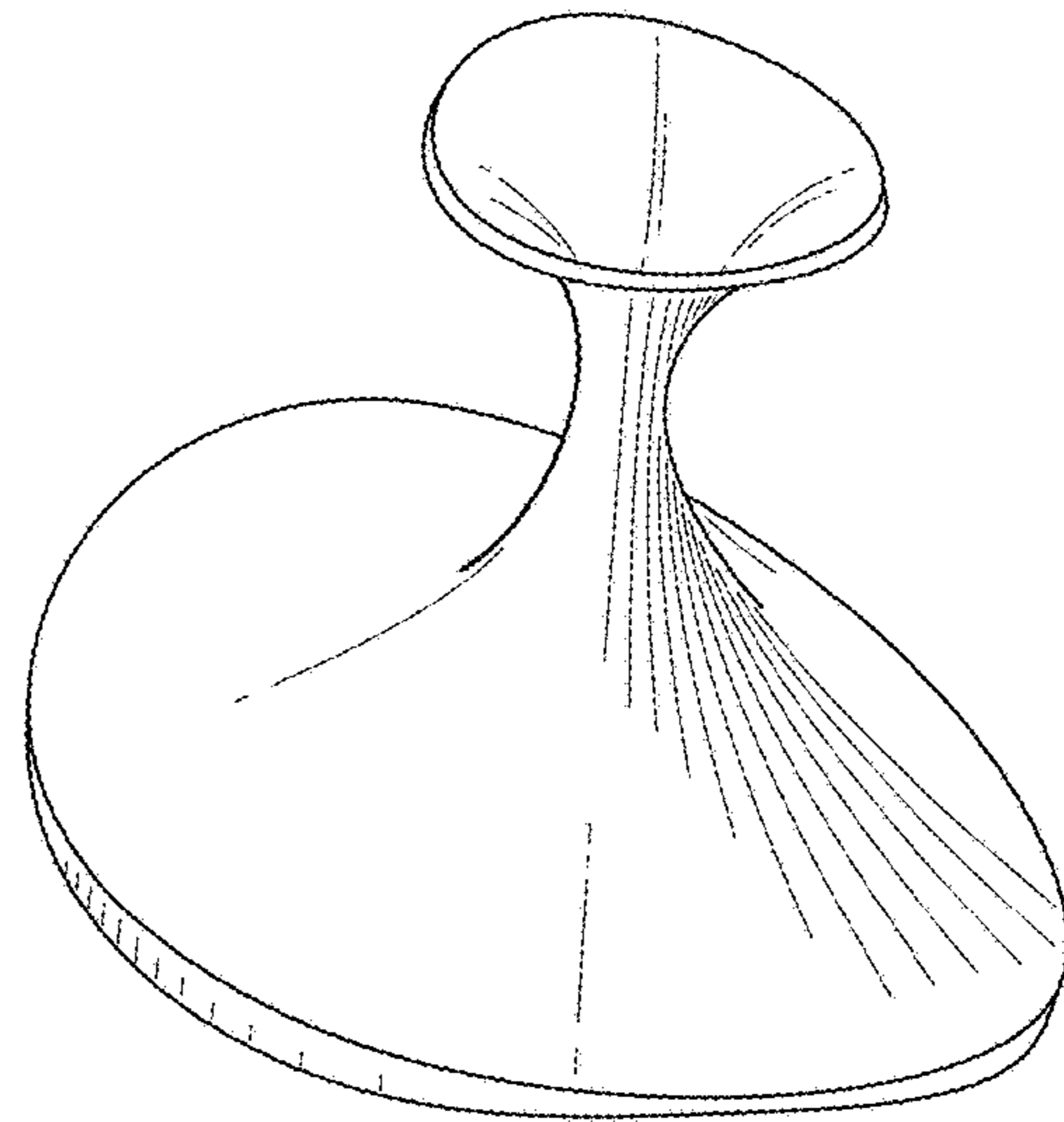


FIG. 2

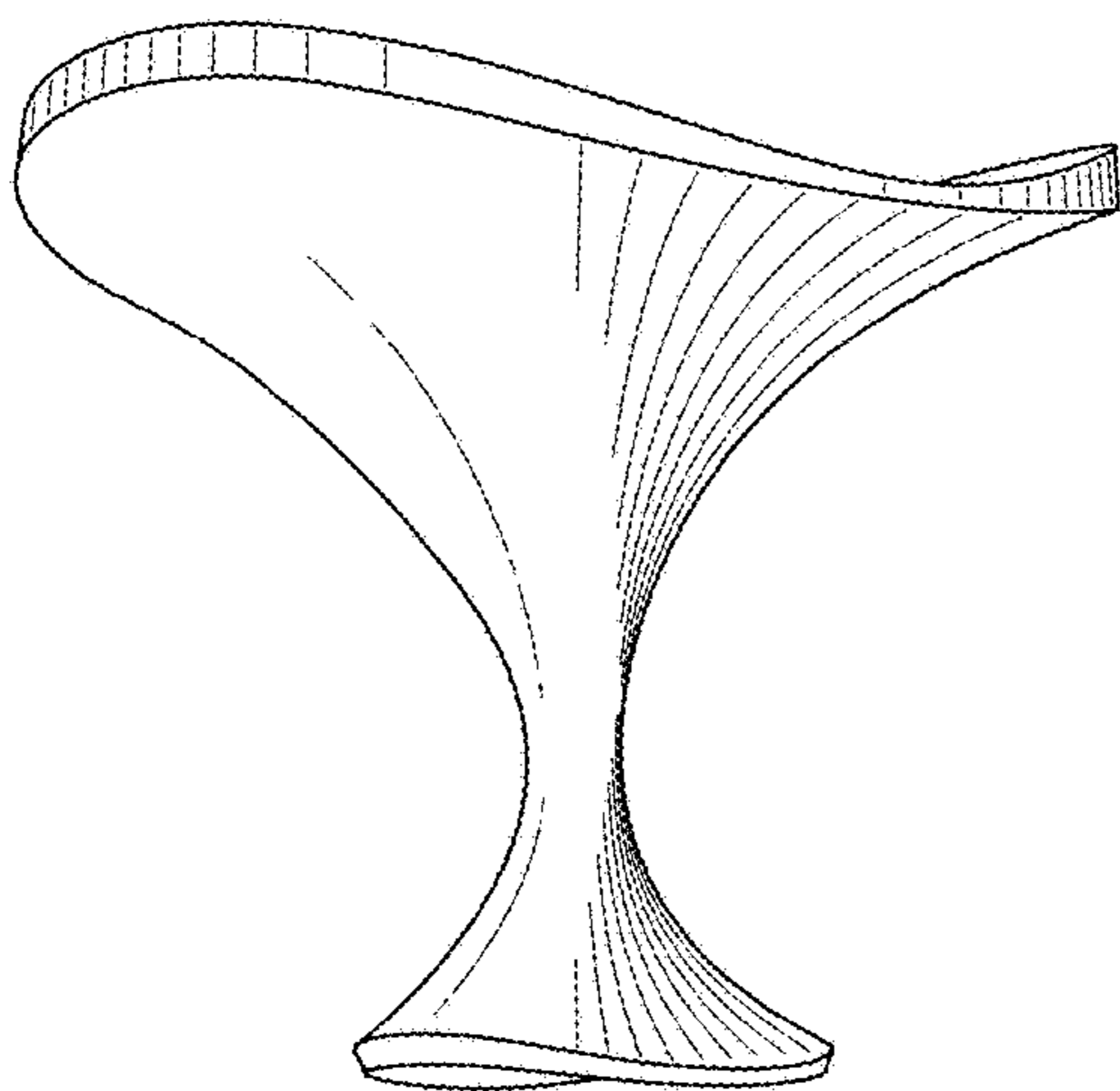


FIG. 3

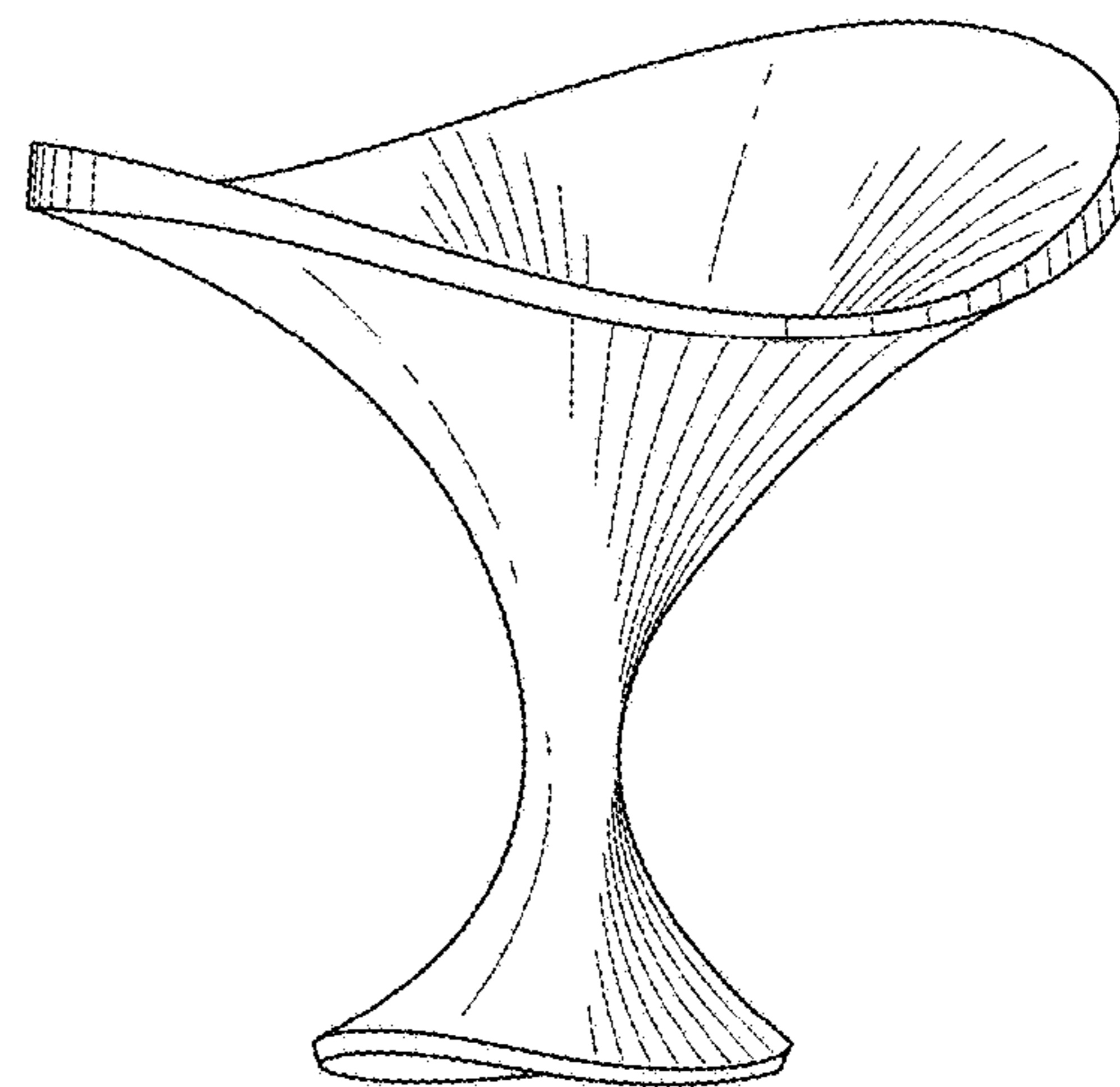


FIG. 4

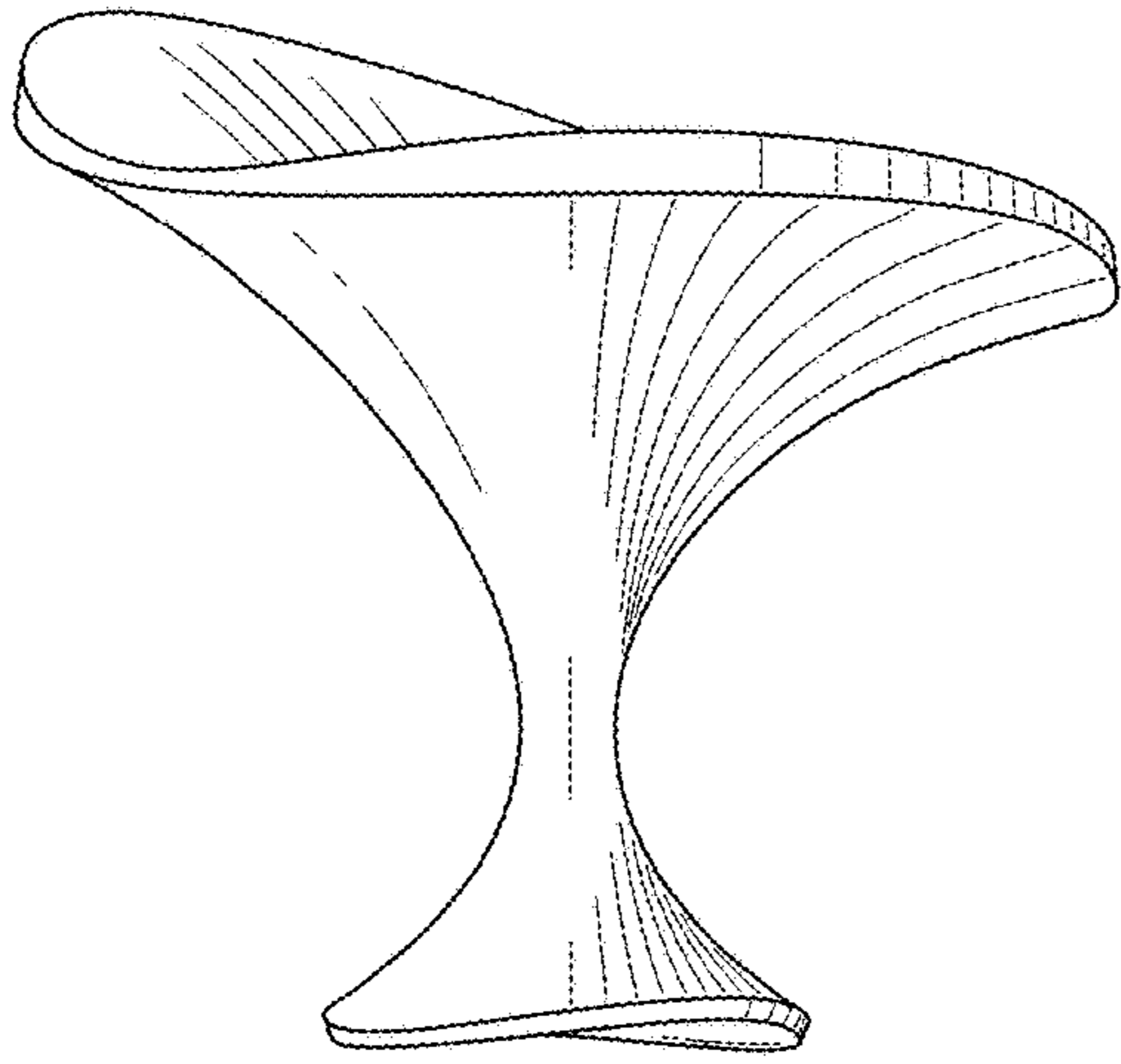


FIG. 5

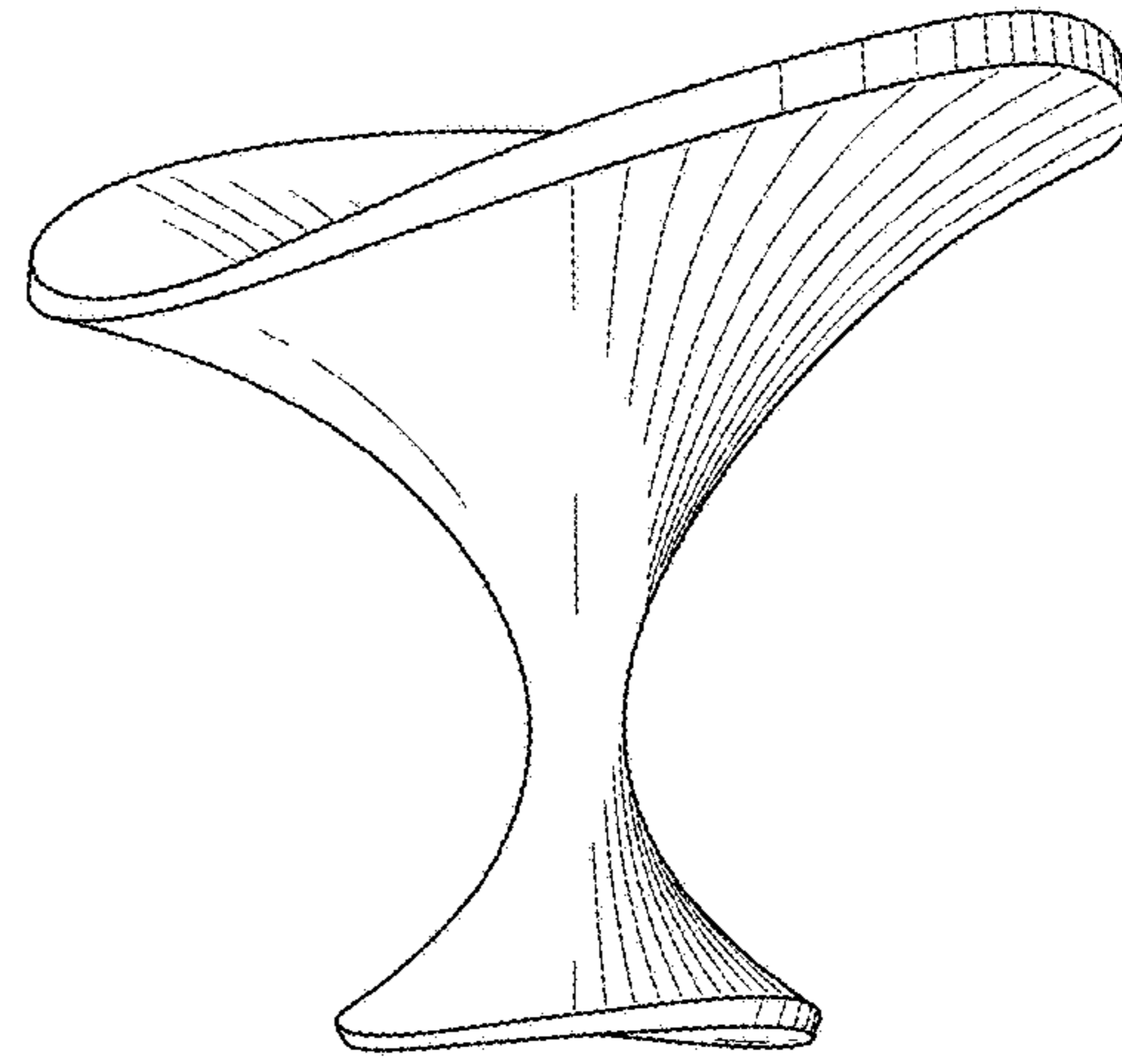


FIG. 6

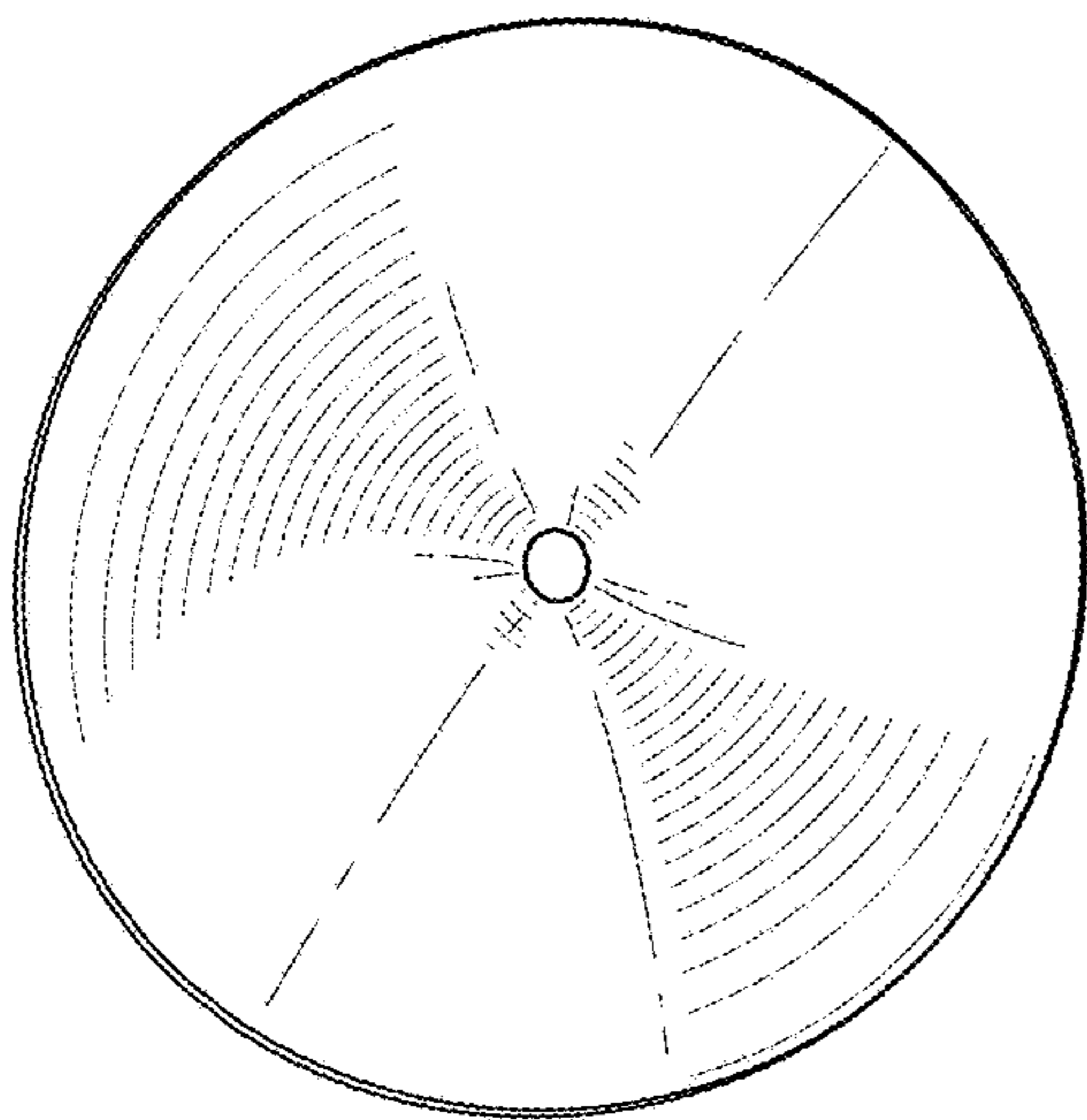


FIG. 7

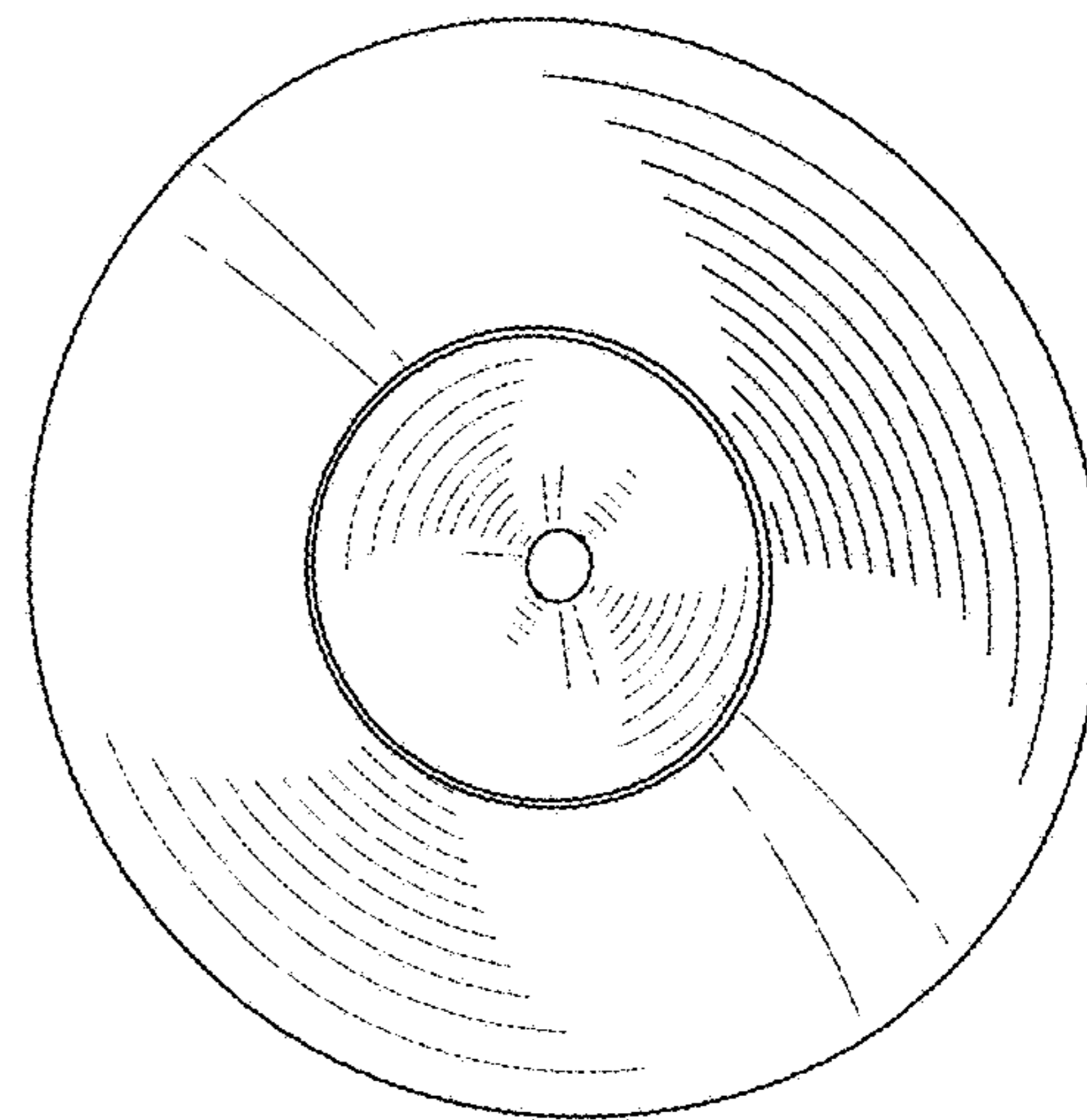


FIG. 8