



US00D790383S

(12) **United States Design Patent**
Gruosi

(10) **Patent No.:** **US D790,383 S**

(45) **Date of Patent:** **** Jun. 27, 2017**

(54) **NECKLACE**

(71) Applicant: **de Grisogono S.A.**, Plan-les-Ouates (CH)

(72) Inventor: **Fawaz Gruosi**, Prangins (CH)

(73) Assignee: **DE GRISOGONO S.A.**, Plan-les-Ouates (CH)

(**) Term: **14 Years**

(21) Appl. No.: **29/503,152**

(22) Filed: **Sep. 23, 2014**

(30) **Foreign Application Priority Data**

Mar. 25, 2014 (CH) 140645

(51) **LOC (10) Cl.** **11-01**

(52) **U.S. Cl.**
USPC **D11/7**

(58) **Field of Classification Search**

USPC D11/1-25, 43, 44, 66, 79-86
CPC .. A44C 5/00; A44C 1/00; A44C 7/002; A44C 11/00; A44C 11/007; A44C 23/00; A44C 25/00; A44C 25/001; A44C 25/007; A44C 17/02; A44C 17/0241; A44C 17/0266; A44C 17/0275

See application file for complete search history.

(56) **References Cited**

U.S. PATENT DOCUMENTS

D87,601 S * 8/1932 Silverman et al. D11/8
D556,621 S * 12/2007 Allin D11/17
D561,634 S * 2/2008 Karachi-Langane D11/84
D588,488 S * 3/2009 Ellia D11/11
D608,237 S * 1/2010 Gruosi D11/79

D625,214 S * 10/2010 Lebail D11/3
D644,953 S * 9/2011 Favre D11/12
D663,649 S * 7/2012 Gruosi D11/26
D682,726 S * 5/2013 Bulgari D11/6
D723,410 S * 3/2015 Kwon D11/3
D743,832 S * 11/2015 Gruosi D11/1
D747,998 S * 1/2016 Yatsugi-Kang D11/7
D747,999 S * 1/2016 Yatsugi-Kang D11/7
D749,451 S * 2/2016 Yatsugi-Kang D11/7

OTHER PUBLICATIONS

[Online] <http://loupiosity.com/wp-content/gallery/de-grisogono-baselworld-2014-2/dsc09898.jpg>. Retrieved Jun. 24, 2016.*

* cited by examiner

Primary Examiner — Melanie Pellegrini
(74) *Attorney, Agent, or Firm* — Venjuris P.C.

(57) **CLAIM**

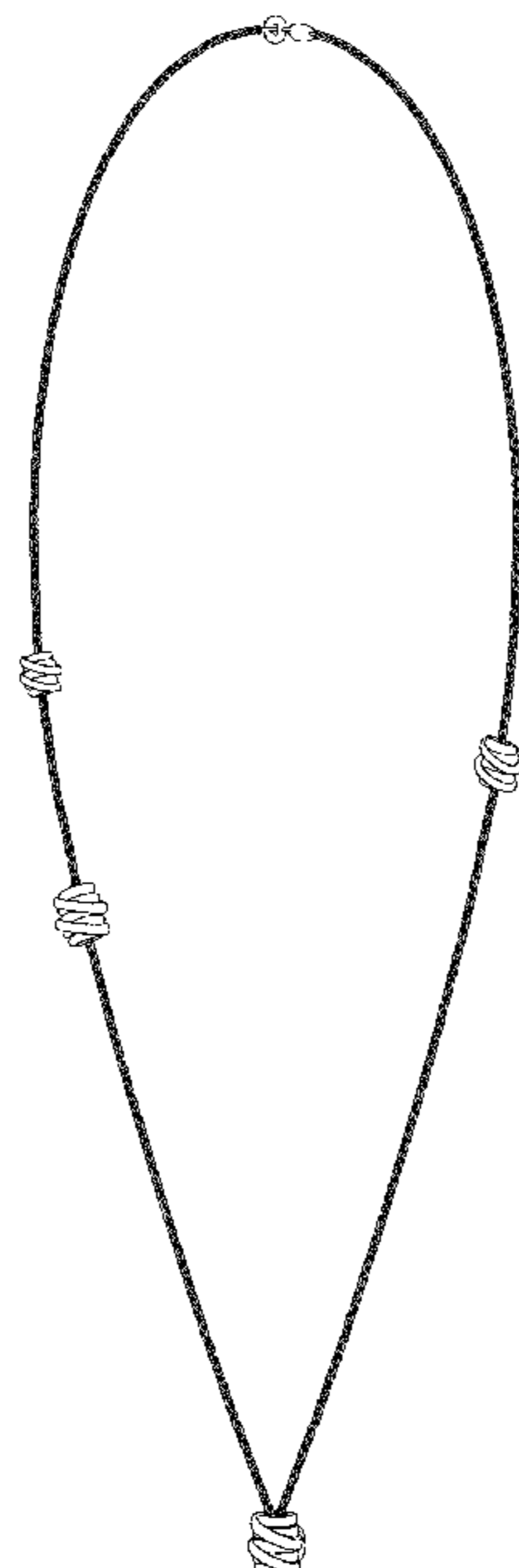
The ornamental design for a necklace, as shown and described.

DESCRIPTION

FIG. 1 is a perspective view of a necklace;
FIG. 2 is an alternate perspective view thereof;
FIG. 3 is a front view thereof;
FIG. 4 is a back view thereof;
FIG. 5 is a right side elevational view thereof;
FIG. 6 is a left side elevational view thereof;
FIG. 7 is a top plan view thereof;
FIG. 8 is a bottom plan view thereof; and,
FIG. 9 is an enlarged partial view of the lower chain and pendant feature.

The chain portion of the necklace appears throughout the drawing figures as it is shown in FIG. 9.

1 Claim, 9 Drawing Sheets






FIG. 1

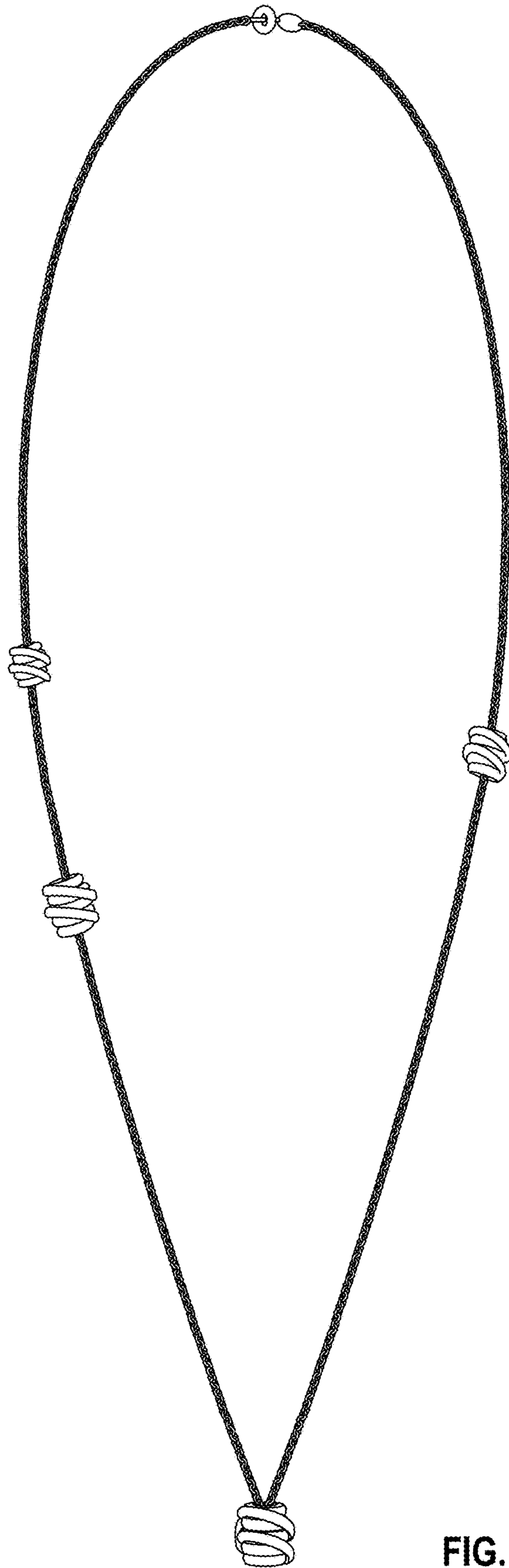


FIG. 2

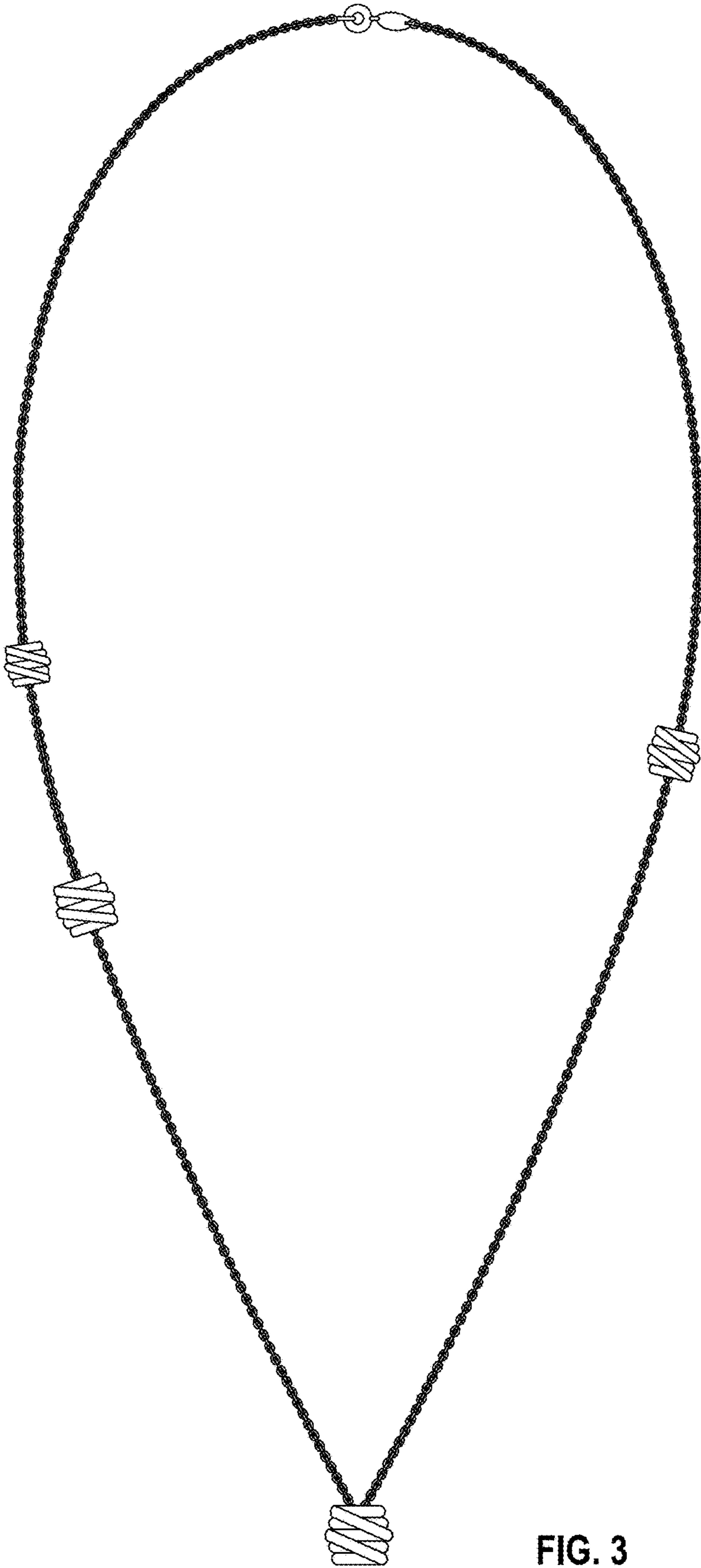


FIG. 3



FIG. 4

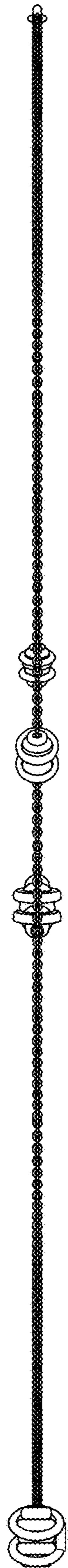


FIG. 5

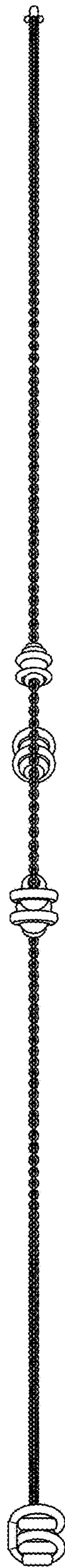


FIG. 6

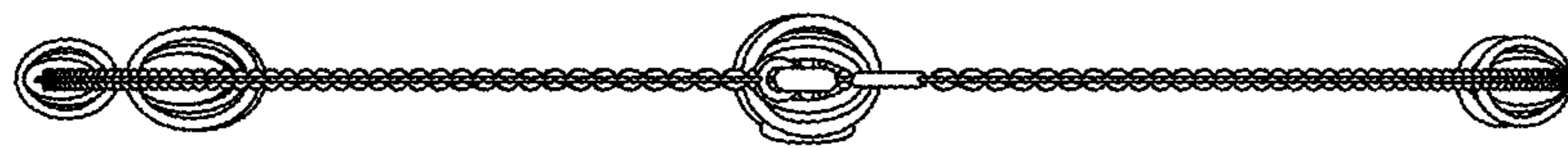


FIG. 7

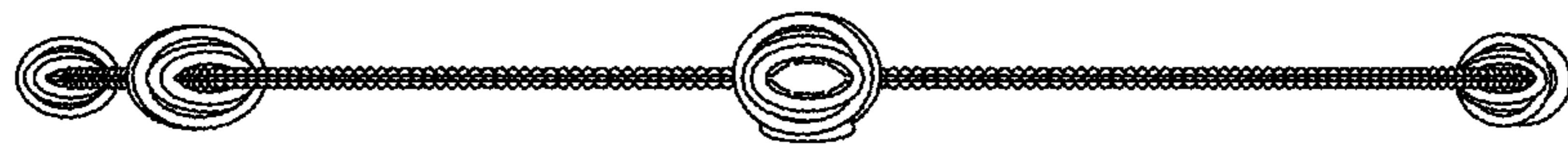


FIG. 8

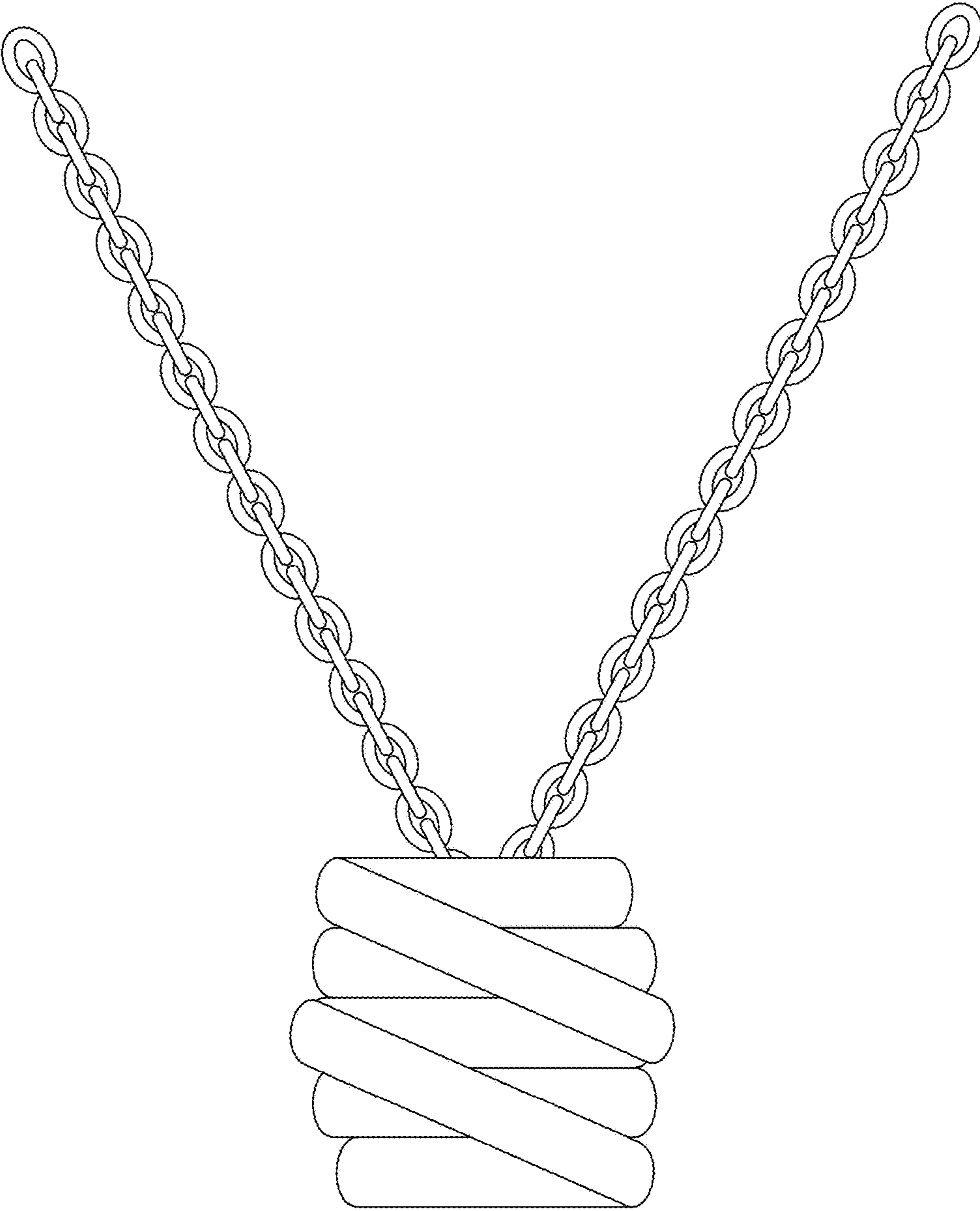


FIG. 9