



US00D790378S

(12) **United States Design Patent** (10) **Patent No.:** **US D790,378 S**
Knight (45) **Date of Patent:** **** Jun. 27, 2017**

(54) **METAL HARDNESS TEST BLOCK WITH CIRCULAR TARGETS CONNECTED BY ALPHANUMERIC GRID LINES**

D689,389 S * 9/2013 Berme D10/83
D722,900 S * 2/2015 Biddle D10/103
2008/0072656 A1* 3/2008 Conner G01N 3/48
73/32 R
2011/0136239 A1* 6/2011 Hehn G01N 3/20
436/6

(71) Applicant: **William O. Knight**, Malvern, PA (US)

(72) Inventor: **William O. Knight**, Malvern, PA (US)

* cited by examiner

(**) Term: **15 Years**

Primary Examiner — Antoine D Davis

(21) Appl. No.: **29/549,381**

(57) **CLAIM**

(22) Filed: **Dec. 22, 2015**

I claim the ornamental design for a metal hardness test block with circular targets connected by alphanumeric grid lines, as shown in the accompanying drawings.

(51) **LOC (10) Cl.** **10-04**

(52) **U.S. Cl.**
USPC **D10/83; D10/103**

(58) **Field of Classification Search**
USPC D10/81, 83, 103
CPC .. G01N 3/40; G01N 3/42; G01N 3/20; G01N 2203/0098; G01N 2203/0078; G01N 2203/0076; G01N 2203/008; G01N 2203/0082; G01N 2203/0083; G01N 2203/0085; G01N 2203/0087; G01N 2203/0089; G01N 2203/0026; G01N 2203/0262

DESCRIPTION

See application file for complete search history.

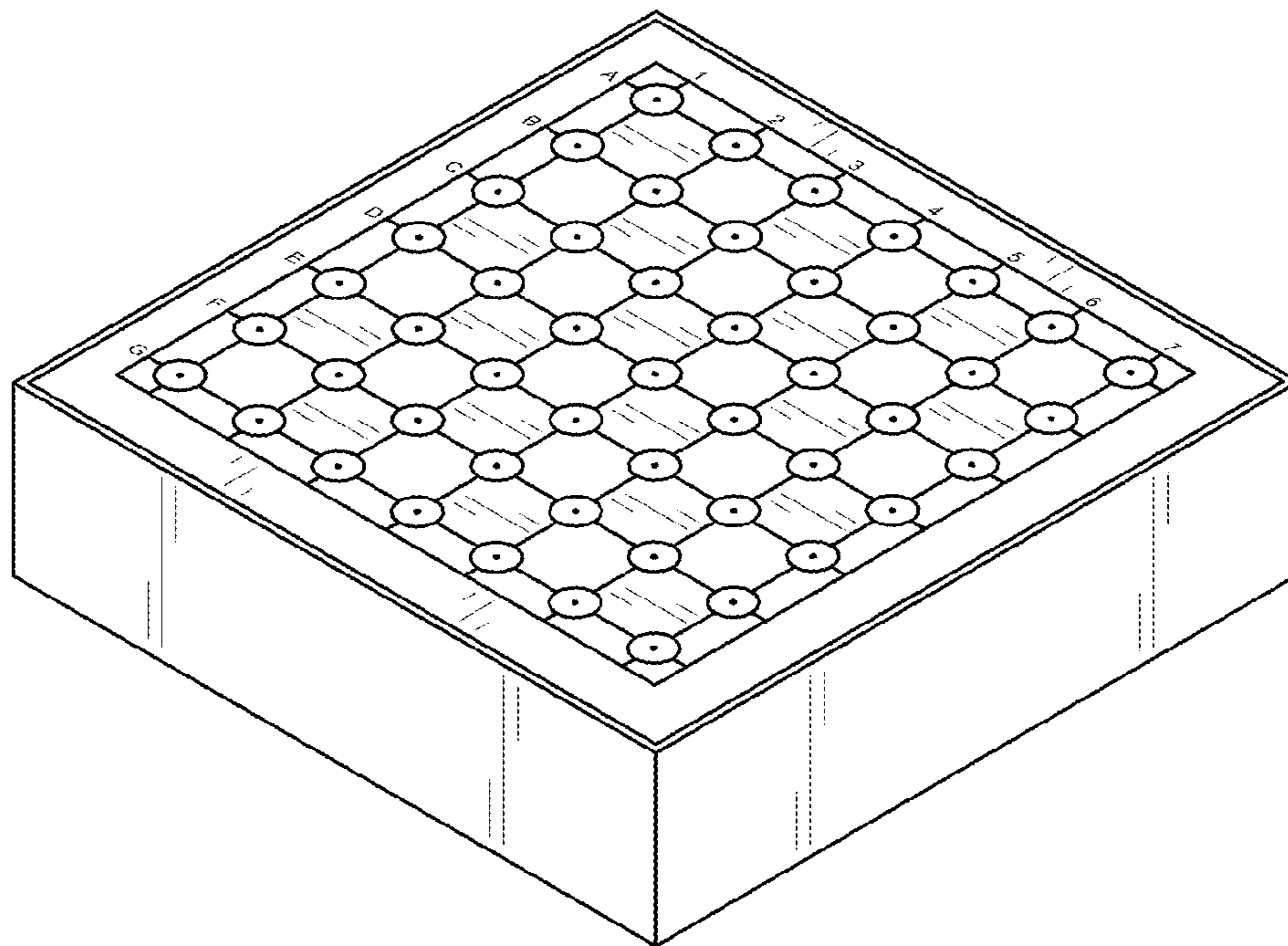
FIG. 1 is an isometric view showing the top, right side, and front of the metal hardness test block with circular targets connected by alphanumeric grid lines.
FIG. 2 is a top plan view of the metal hardness test block with circular targets connected by alphanumeric grid lines.
FIG. 3 is a bottom view of the metal hardness test block with circular targets connected by alphanumeric grid lines.
FIG. 4 is a left end view of the metal hardness test block with circular targets connected by alphanumeric grid lines.
FIG. 5 is a right end view of the metal hardness test block with circular targets connected by alphanumeric grid lines.
FIG. 6 is a front view of metal hardness test block with circular targets connected by alphanumeric grid lines; and, FIG. 7 is a rear view of the metal hardness test block with circular targets connected by alphanumeric grid lines.

(56) **References Cited**

U.S. PATENT DOCUMENTS

D304,427 S * 11/1989 Biddle D10/83
5,505,094 A * 4/1996 Parsons E05B 19/00
73/788
D611,855 S * 3/2010 Minagawa D10/85
D689,388 S * 9/2013 Berme D10/83

1 Claim, 4 Drawing Sheets



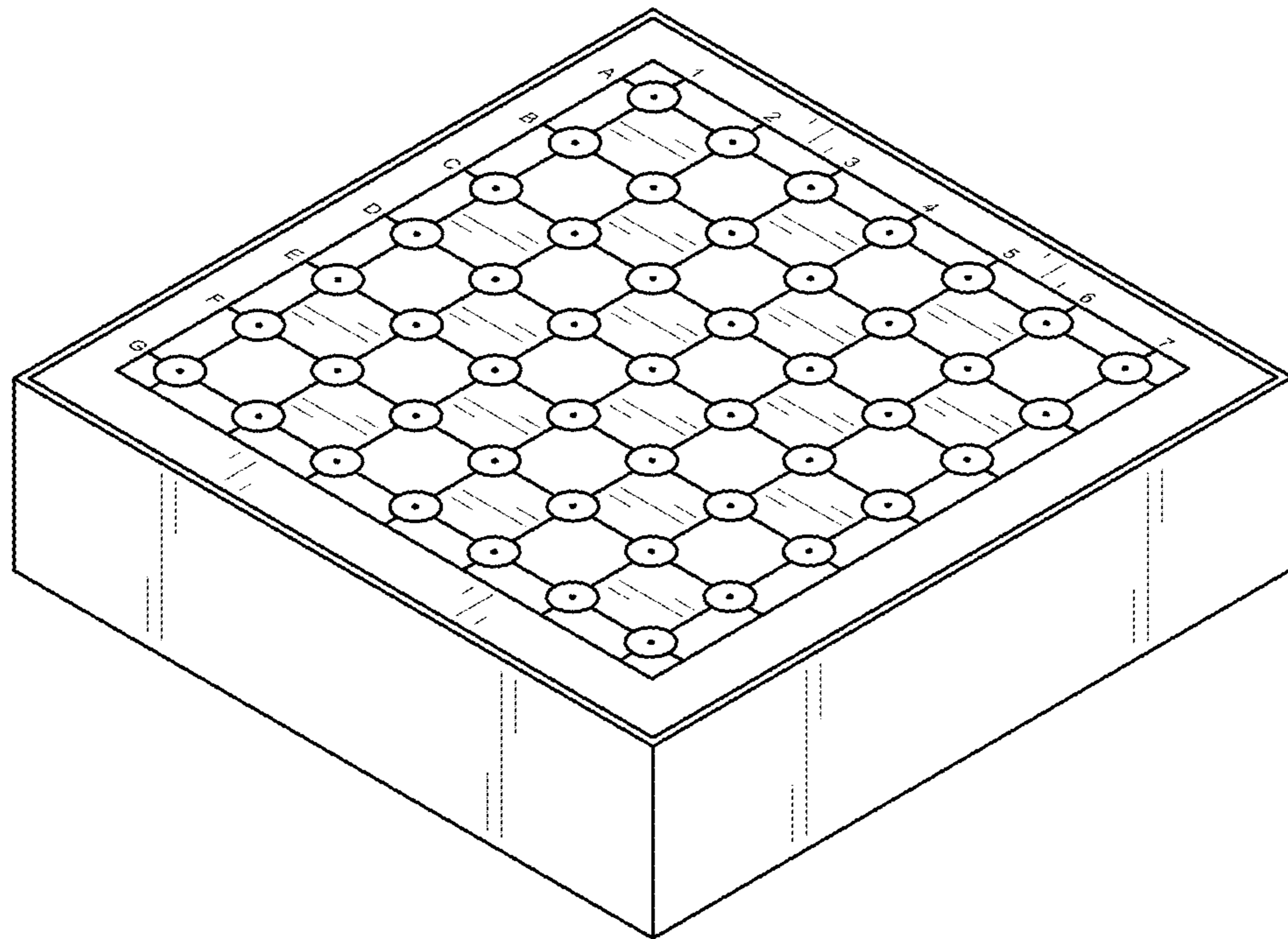


FIG. 1

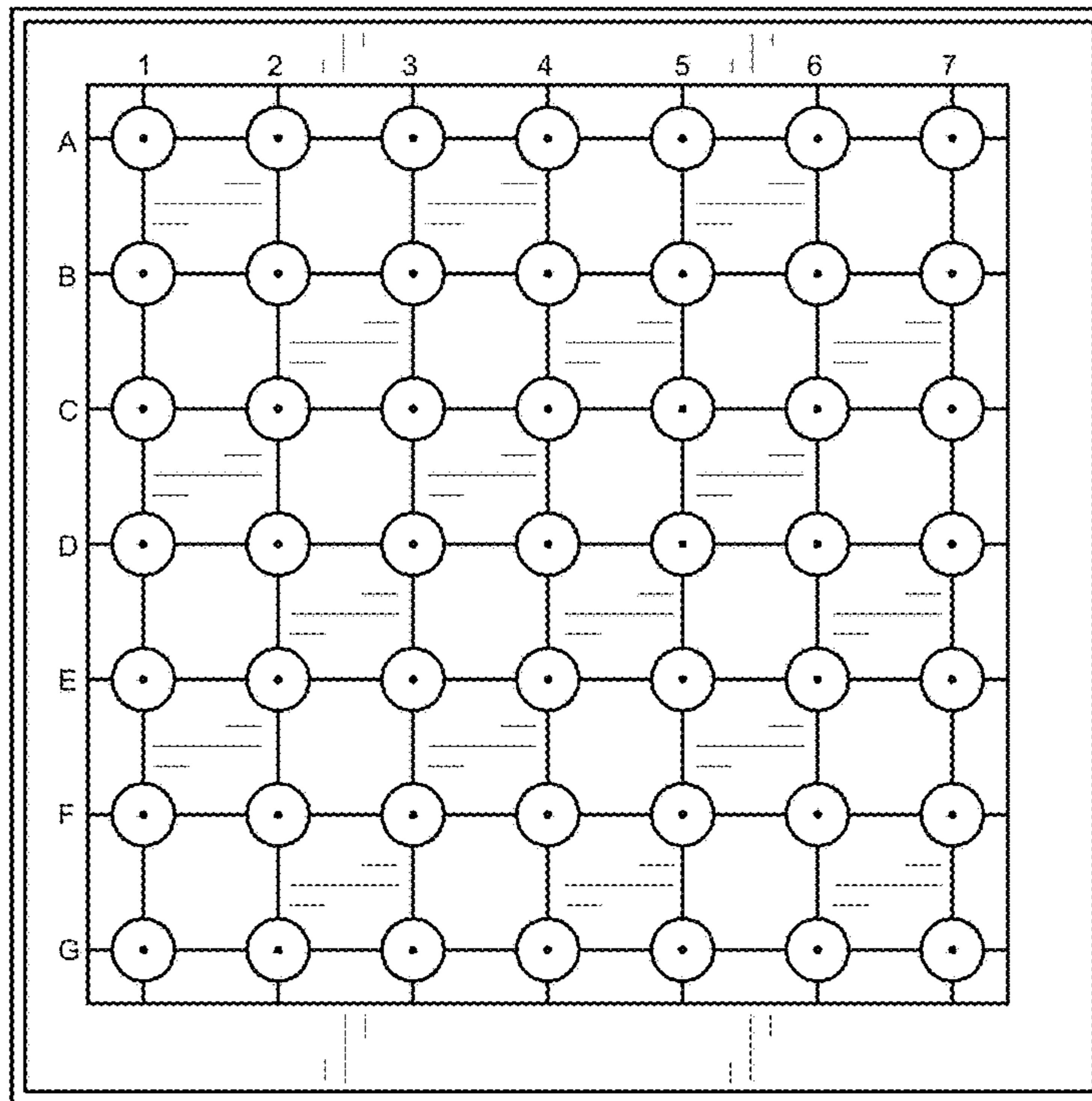


FIG. 2




FIG. 3



FIG. 4




FIG. 5




FIG. 6



FIG. 7