



US00D790363S

(12) **United States Design Patent** (10) **Patent No.:** **US D790,363 S**  
**Halverson, III et al.** (45) **Date of Patent:** **\*\* Jun. 27, 2017**

(54) **FLEXIBLE BAG**

(71) Applicant: **Scholle IPN Corporation**, Northlake, IL (US)  
 (72) Inventors: **Herman L. Halverson, III**, Elko New Market, MN (US); **Alexandria Rinella**, Glenview, IL (US); **Kenneth L. Wehling**, Franklin Park, IL (US)  
 (73) Assignee: **Scholle IPN Corporation**, Northlake, IL (US)

(\*\*) Term: **15 Years**

(21) Appl. No.: **29/569,766**

(22) Filed: **Jun. 30, 2016**

(51) **LOC (10) Cl.** ..... **09-05**

(52) **U.S. Cl.**  
USPC ..... **D9/709**

(58) **Field of Classification Search**

USPC ..... D9/702-714, 720-722, 414, 434-435, D9/447, 516-517, 440, 424, 430-432; D24/118, 207; 383/61.1, 80-81, 901, 383/203, 107, 119-120, 123, 67; 222/107, 92, 206, 215; 604/408, 403; 220/495.03, 675; 215/381-385, 400; 347/85, 88, 84, 214; D3/202; 428/34.3; 128/DIG. 24; 426/106; D18/43, 56  
 CPC ..... B65D 1/0223; B65D 1/00; B65D 1/32; B65D 1/06; B65D 1/10; B65D 1/18; B65D 33/00; B65D 41/00; B65D 41/02; A61J 1/00; A61J 1/10

See application file for complete search history.

(56) **References Cited**

U.S. PATENT DOCUMENTS

D751,416 S \* 3/2016 Halverson, III ..... D9/702  
 D752,452 S \* 3/2016 Kearns ..... D24/118  
 D752,992 S \* 4/2016 Halverson, III ..... D9/702  
 D752,993 S \* 4/2016 Halverson, III ..... D9/702

\* cited by examiner

*Primary Examiner* — Abraham Bahta

(74) *Attorney, Agent, or Firm* — The Watson IP Group, PLC; Jovan N. Jovanovic; Vladan M. Vasiljevic

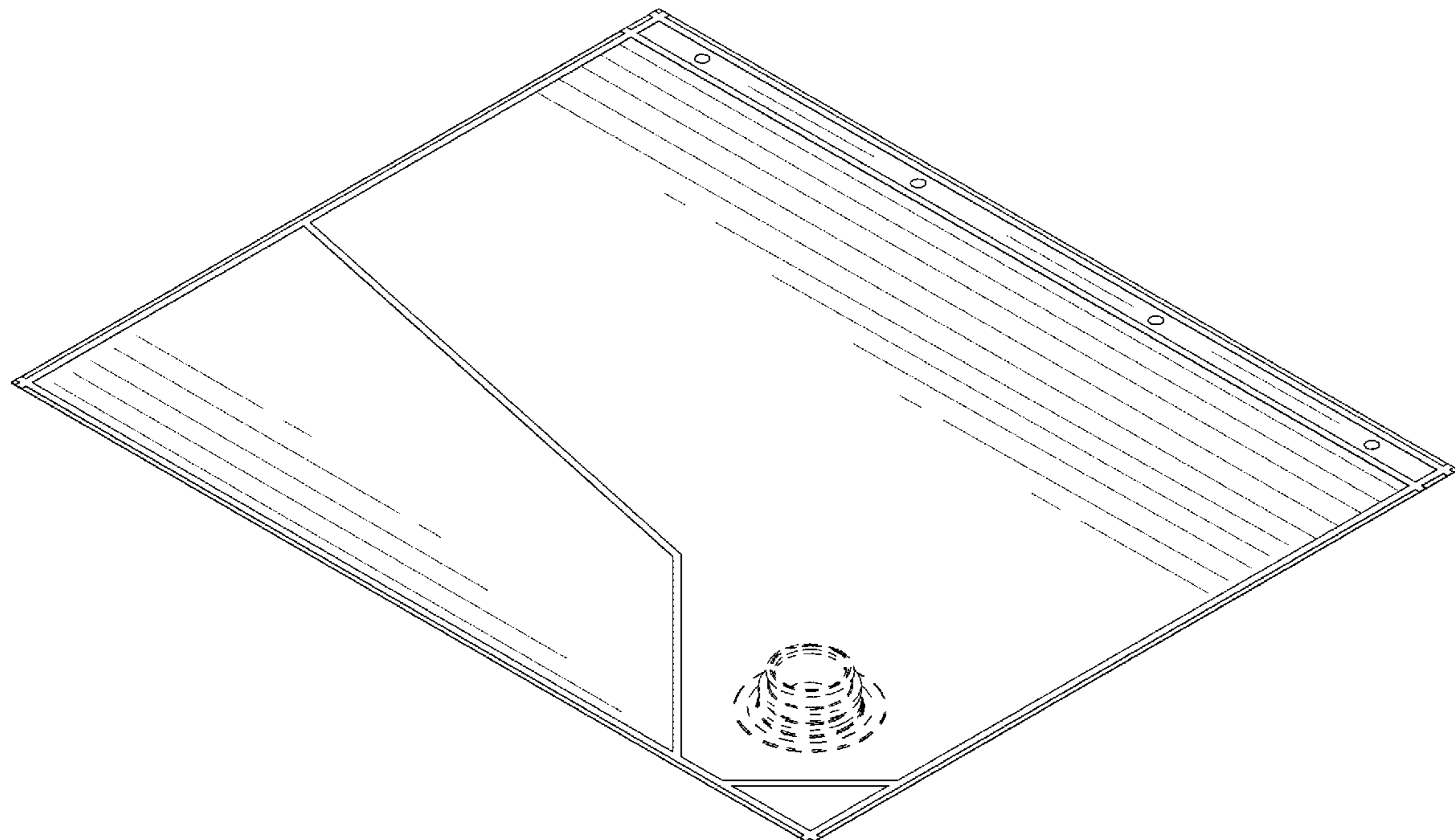
(57) **CLAIM**

The ornamental design for a flexible bag, as shown and described.

**DESCRIPTION**

FIG. 1 is a front perspective view of the flexible bag showing our new design;  
 FIG. 2 is a back perspective view thereof;  
 FIG. 3 is a front elevational view thereof;  
 FIG. 4 is a back elevational view thereof;  
 FIG. 5 is a first side elevational view thereof;  
 FIG. 6 is a second side elevational view thereof;  
 FIG. 7 is a top plan view thereof; and,  
 FIG. 8 is a bottom plan view thereof.  
 The dashed lines show the ornamental design in its environment and form no part of the claimed design.

**1 Claim, 6 Drawing Sheets**



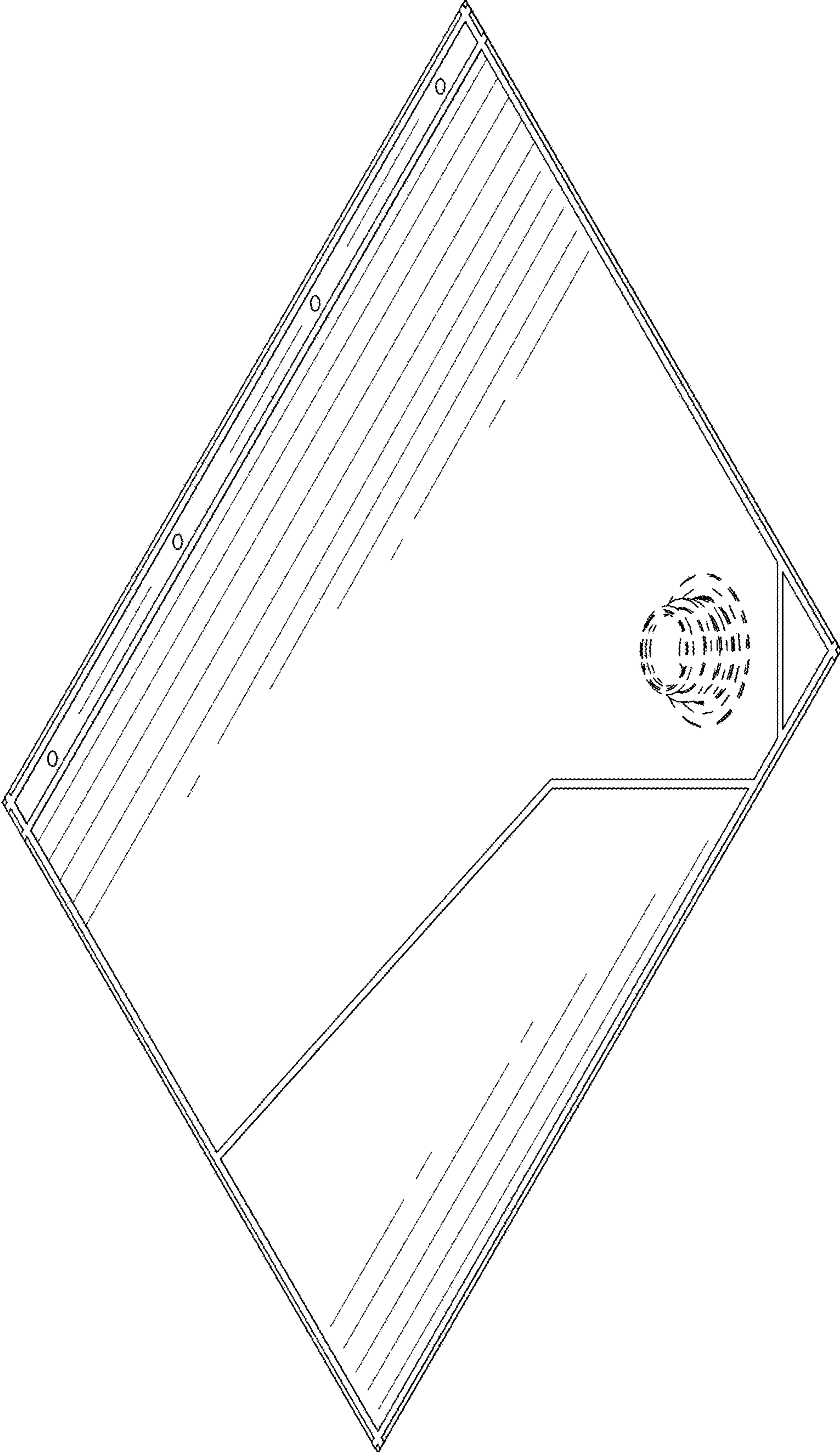


FIG. 1

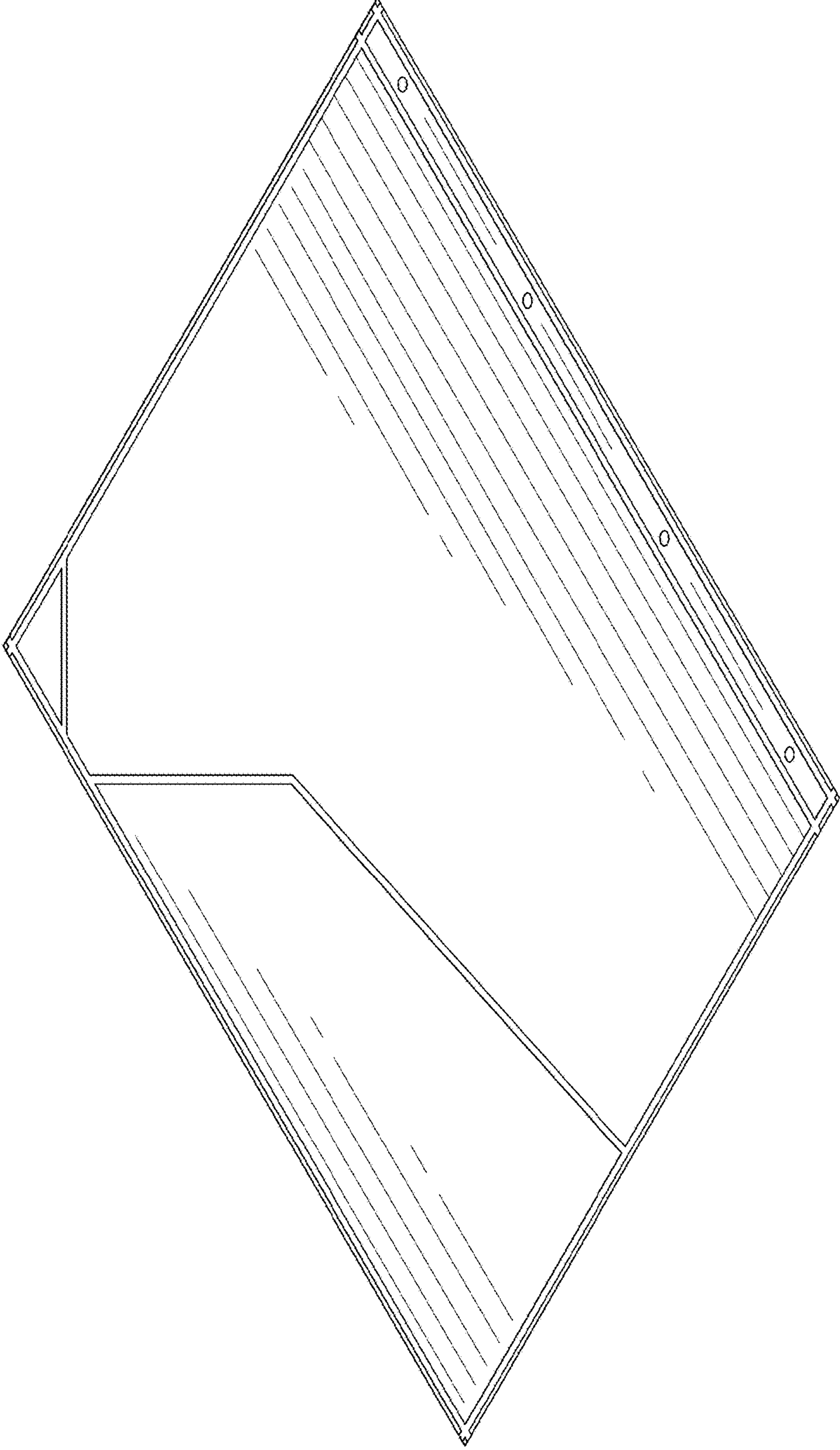


FIG. 2



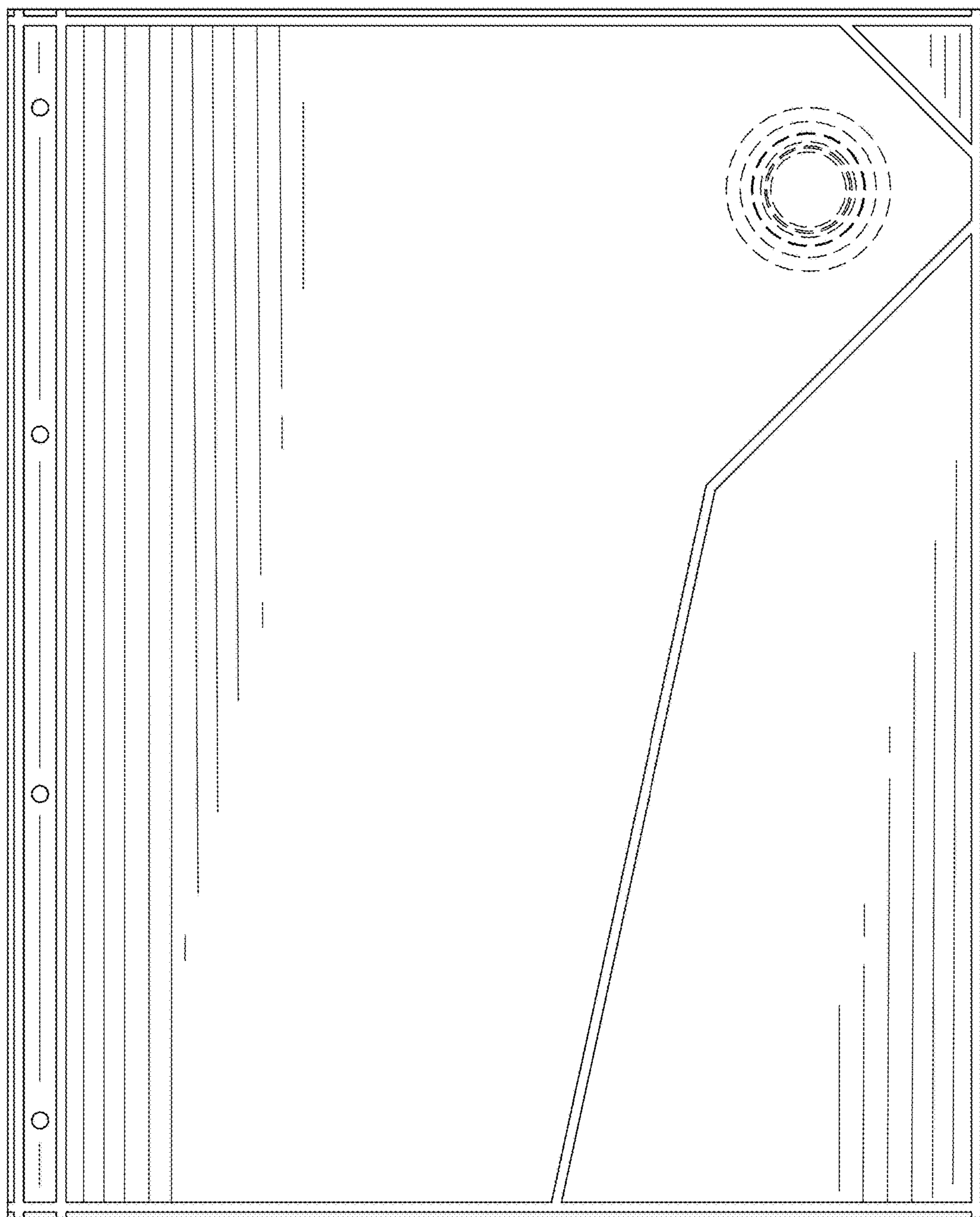


FIG. 3

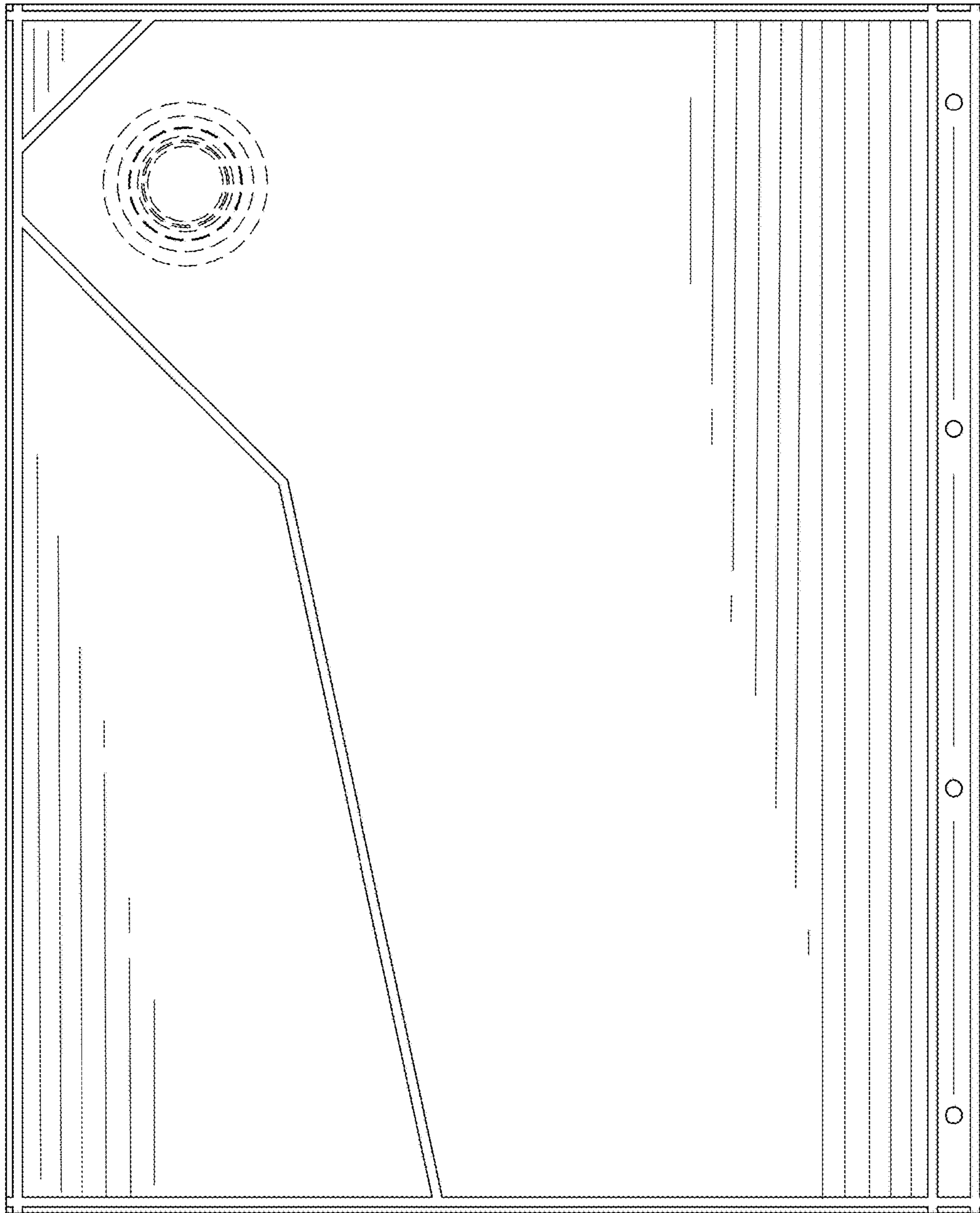


FIG. 4



FIG. 5



FIG. 6



FIG. 7



FIG. 8