



US00D790357S

(12) **United States Design Patent**
Kruse

(10) **Patent No.:** **US D790,357 S**

(45) **Date of Patent:** **** Jun. 27, 2017**

(54) **PACKAGE**

- (71) Applicant: **SATA GmbH & Co. KG**,
Kornwestheim (DE)
- (72) Inventor: **Albrecht Kruse**, Stuttgart (DE)
- (73) Assignee: **SATA GMBH & CO. KG**,
Kornwestheim (DE)
- (**) Term: **15 Years**

- (21) Appl. No.: **29/560,140**
- (22) Filed: **Apr. 4, 2016**

Related U.S. Application Data

- (62) Division of application No. 29/486,210, filed on Mar. 27, 2014, now Pat. No. Des. 756,237.

(30) **Foreign Application Priority Data**

- Sep. 27, 2013 (CN) 2013 3 0477365
 - (51) **LOC (10) Cl.** **09-01**
 - (52) **U.S. Cl.**
USPC **D9/679; D9/432**
 - (58) **Field of Classification Search**
USPC D9/600, 652, 667, 67; 206/457, 494,
206/459.5, 527, 540; 229/116.1;
215/381-384, 400; D7/514-516, 539,
D7/544, 571, 579, 604, 613, 619.2,
D7/628-630, 391-392.1; D3/202,
D3/270-271.12
CPC B65D 67/00; B65D 81/36; B65D 81/60;
B65D 81/368; B65D 2203/00; B65D
2203/02; A63H 33/16
- See application file for complete search history.

(56) **References Cited**

U.S. PATENT DOCUMENTS

D276,136 S	*	10/1984	Sebire	D9/423
D368,031 S	*	3/1996	Chahed	D9/432
D610,904 S	*	3/2010	Russell	D9/432
D643,741 S	*	8/2011	Kaneko	D9/432
D647,791 S	*	11/2011	Schmitt	D9/432
D651,910 S	*	1/2012	Boyer	D9/432
D695,609 S	*	12/2013	Rubio	D9/434
D707,552 S	*	6/2014	Ahn	D9/649
D710,687 S	*	8/2014	Katopo	D9/432

* cited by examiner

Primary Examiner — Sandra Morris

(74) *Attorney, Agent, or Firm* — Paul D. Bianco; Lourdes Perez; Fleit Gibbons Gutman Bongini & Bianco PL

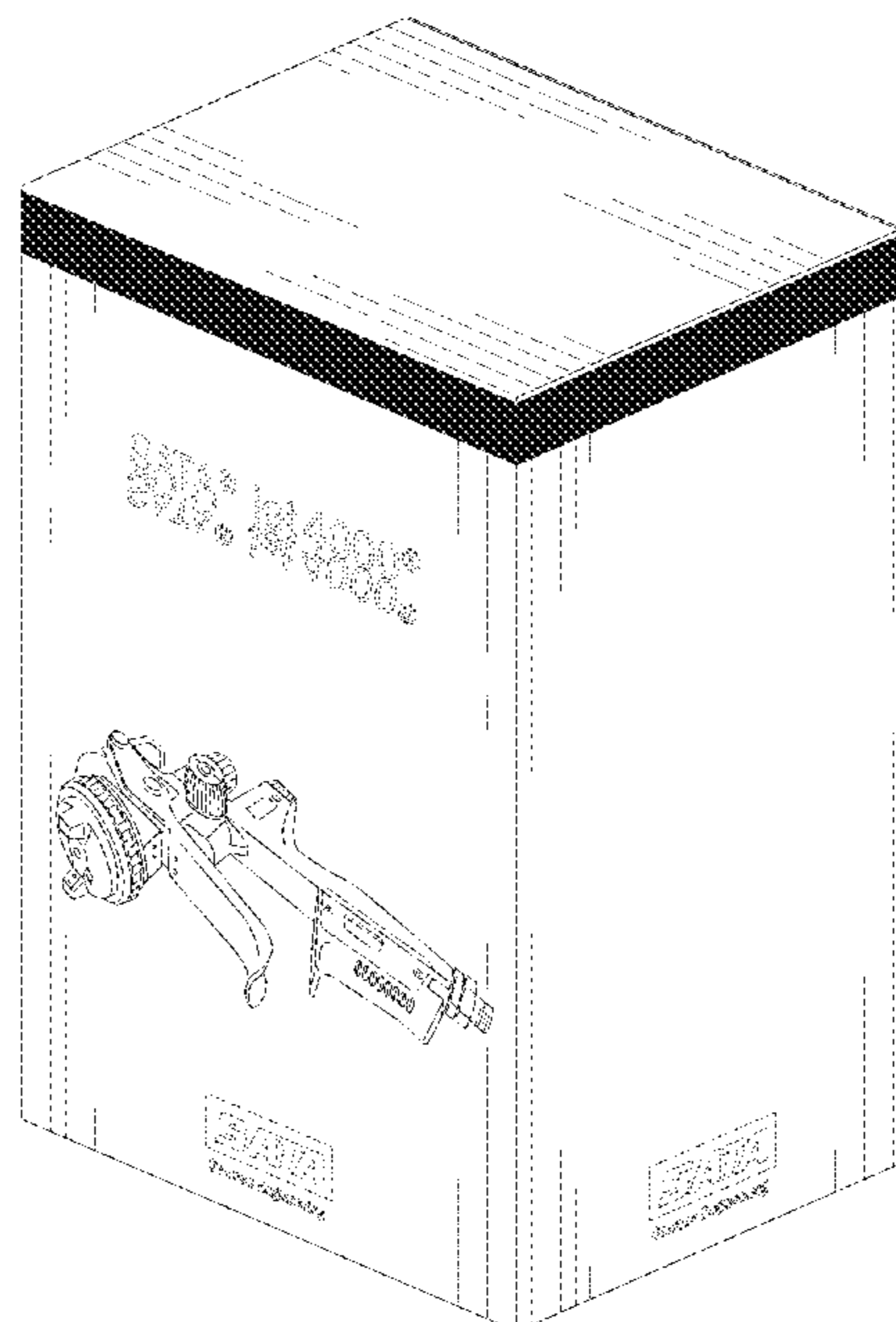
(57) **CLAIM**

The ornamental design for a package, as shown and described.

DESCRIPTION

FIG. 1 is a front, top, and left-side perspective view of a package according to the present invention;
 FIG. 2 is a front elevational view of the package of FIG. 1;
 FIG. 3 is a rear elevational view of the package of FIG. 1;
 FIG. 4 is a left-side elevational view of the package of FIG. 1;
 FIG. 5 is a right-side elevational view of the package of FIG. 1;
 FIG. 6 is a top planar view of the package of FIG. 1; and,
 FIG. 7 is a bottom planar view of the package of FIG. 1.
 The broken lines shown in the drawings illustrate portions of the package that form no part of the claimed design. The surface shading in the drawings represents a contrast in appearance.

1 Claim, 4 Drawing Sheets



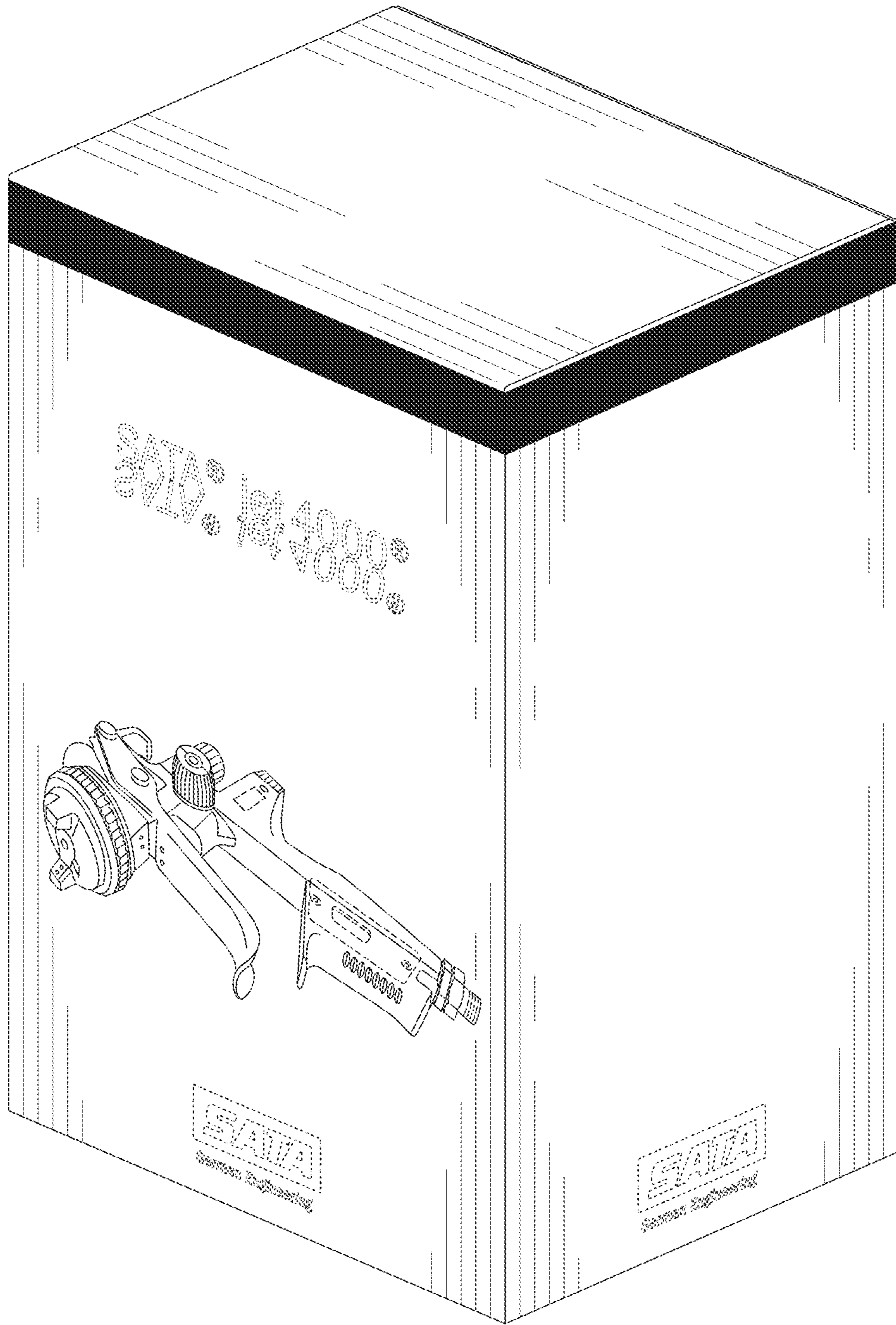


FIG. 1




FIG. 3

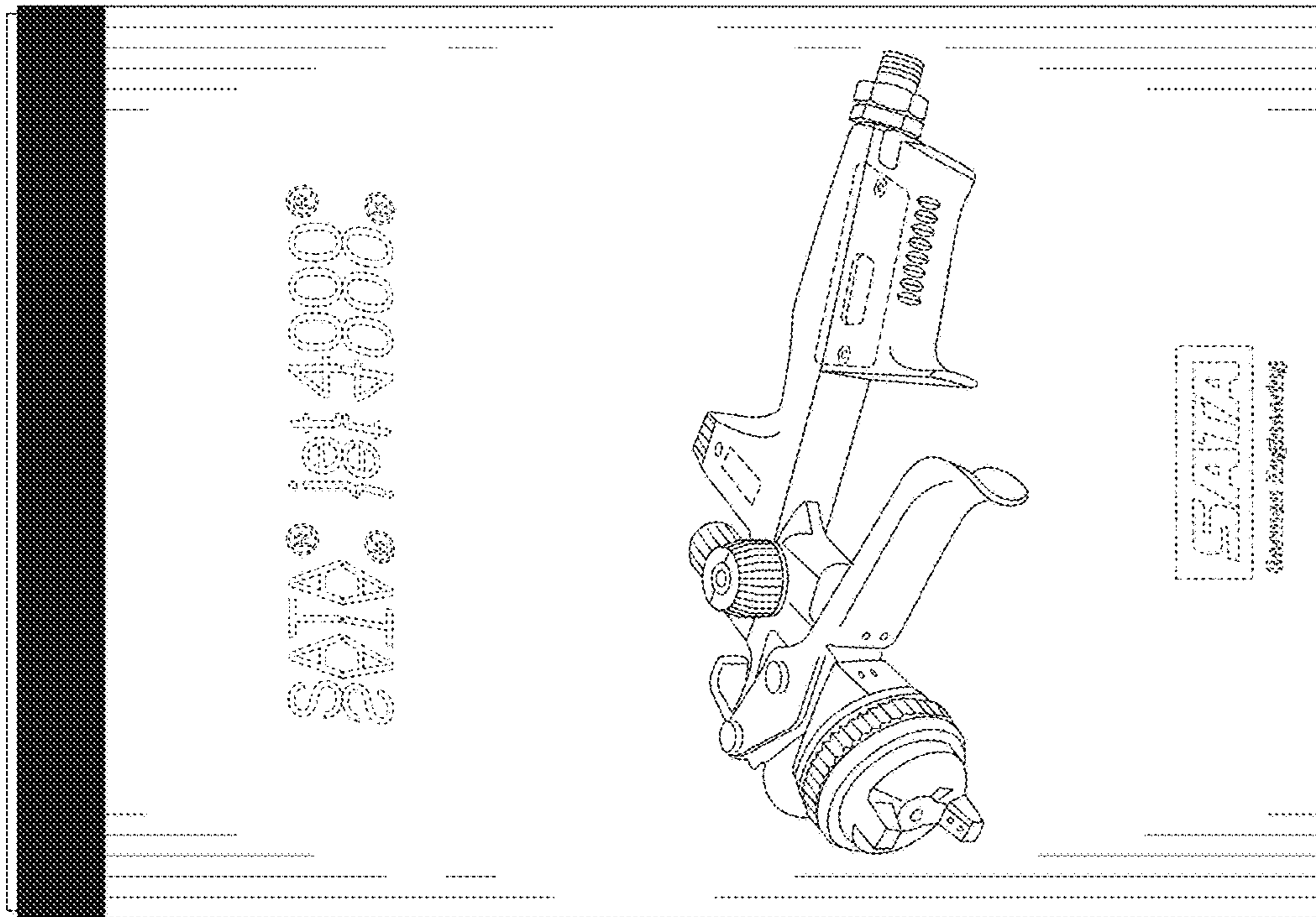


FIG. 2



FIG. 5



FIG. 4

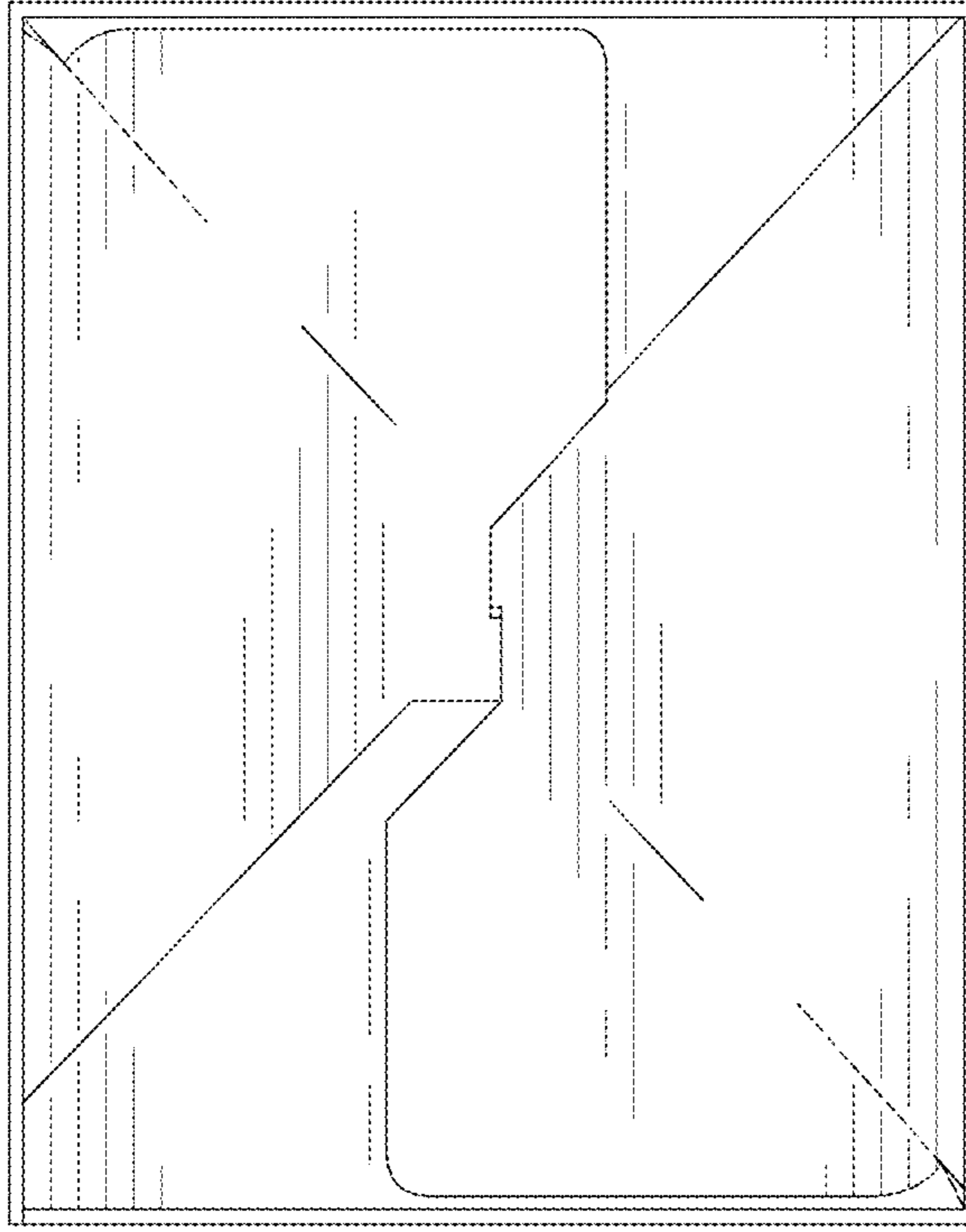


FIG. 6




FIG. 7