



US00D790345S

(12) **United States Design Patent** (10) **Patent No.:** **US D790,345 S**
Nolan (45) **Date of Patent:** **** Jun. 27, 2017**

(54) **BAG HOLDER**

OTHER PUBLICATIONS

(71) Applicant: **Vernon L. Nolan**, Screven, GA (US)
(72) Inventor: **Vernon L. Nolan**, Screven, GA (US)
(**) Term: **15 Years**
(21) Appl. No.: **29/549,470**
(22) Filed: **Dec. 22, 2015**
(51) **LOC (10) Cl.** **09-07**
(52) **U.S. Cl.**
USPC **D9/455**; D9/434
(58) **Field of Classification Search**
USPC D7/619.1, 620, 622, 701, 704, 705, 706,
D7/707, 708, 708.1, 709; D9/434, 455,
D9/457
CPC A45F 5/1026; A45F 2005/1033; A45F
5/102; B65G 7/12
See application file for complete search history.

DHGate. 4pcs Universal Auto Car Vehicle Accessories Back Seat Headrest Handy Trash Bag Drink Bottle Hook Holder Hanger Fastener & Clip. 2017 [earliest online date], [site visited Mar. 9, 2017]. Available from Internet, <URL:http://www.dhgate.com/product/4pcs-universal-auto-car-vehicle-accessories/237104879.html#s1-10-1;disc1164922789>.*

* cited by examiner

Primary Examiner — Robert M Spear
Assistant Examiner — Darcey E Heflin
(74) *Attorney, Agent, or Firm* — Jonathan R. Smith; Jonathan Rigdon Smith, J.D., PC

(56) **References Cited**

U.S. PATENT DOCUMENTS

D276,586 S * 12/1984 Hanna D34/28
D281,565 S * 12/1985 Stourton 248/229.16
5,009,540 A * 4/1991 Nolan A01G 9/1407
160/327
D322,194 S * 12/1991 Egan, Jr. D7/708.1
D323,592 S * 2/1992 Masacek D6/708
D334,112 S * 3/1993 Carter D7/552.1
D489,263 S * 5/2004 Sinanian D9/455
D601,420 S * 10/2009 Miceli, Jr. D9/434
D603,262 S * 11/2009 Dickinson D20/42
D775,906 S * 1/2017 Edwards D7/708.1
2006/0064852 A1 * 3/2006 Willems A45F 5/1026
16/444
2014/0326762 A1 * 11/2014 Nolan B60R 7/043
224/275
2016/0242535 A1 * 8/2016 Tinney A45F 5/1026

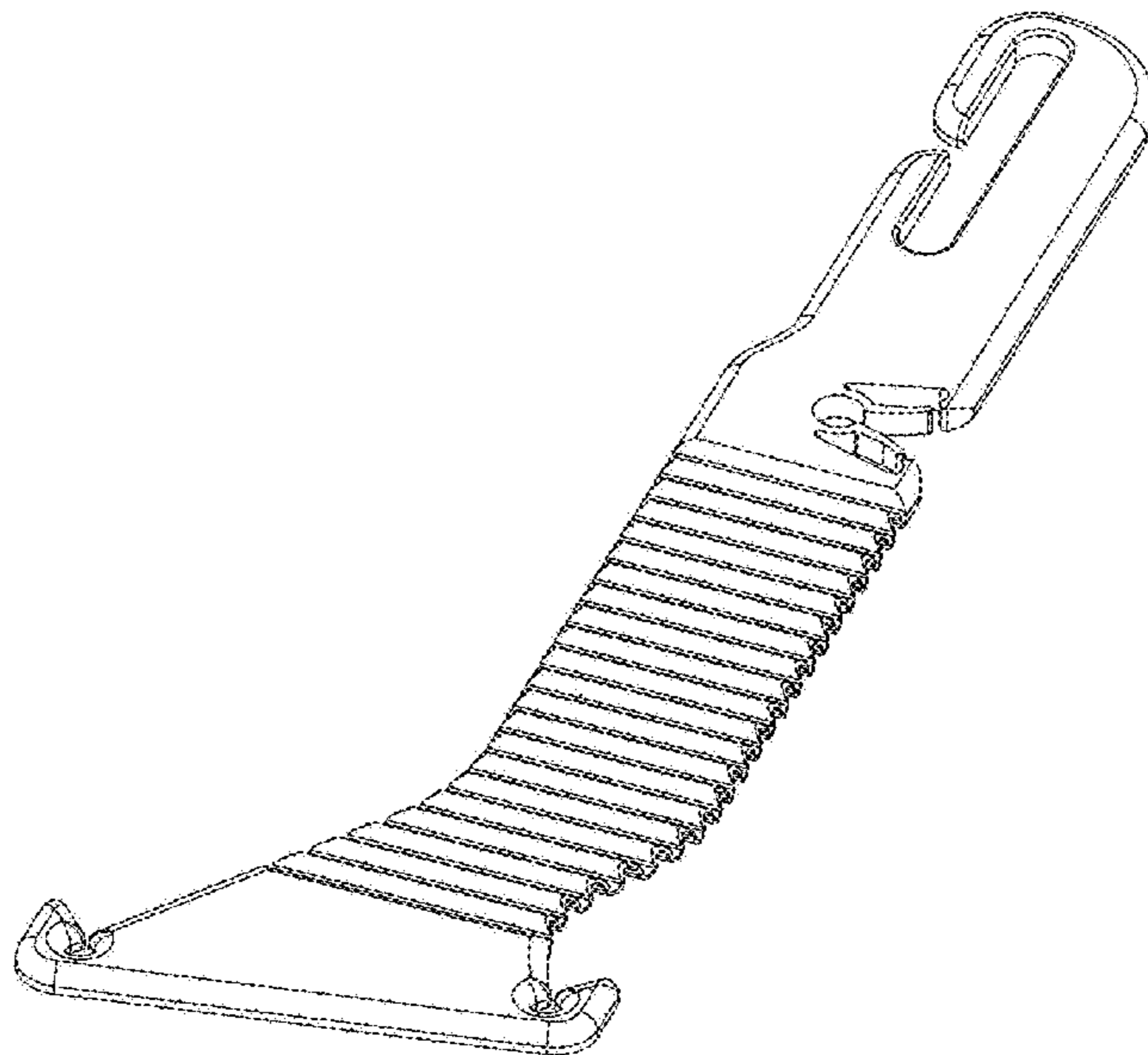
(57) **CLAIM**

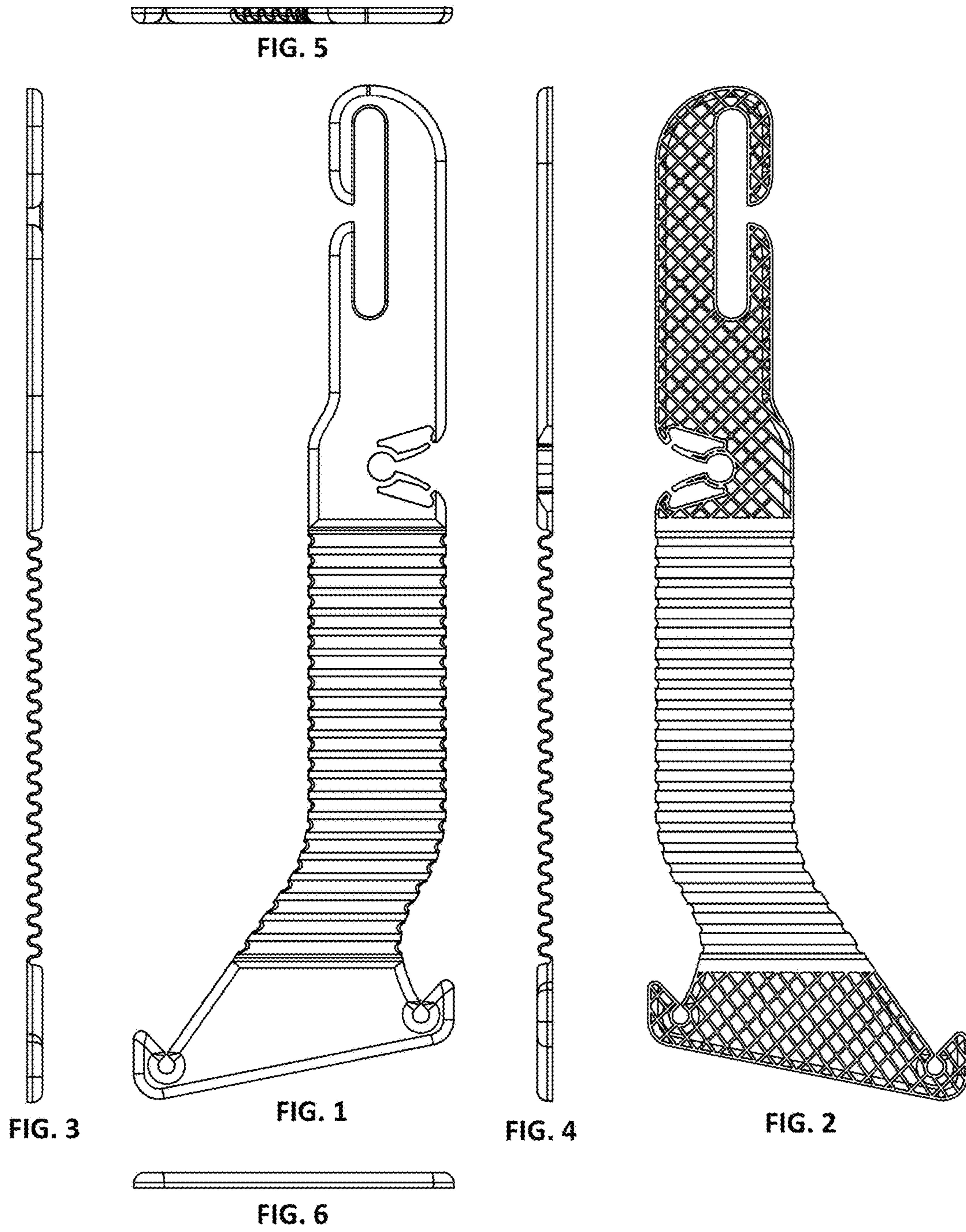
I claim the ornamental design for a bag holder, as shown and described.

DESCRIPTION

FIG. 1 is a front view of a bag holder of the present invention.
FIG. 2 is a rear view of the bag holder of the present invention.
FIG. 3 is a left side view of the bag holder of the present invention.
FIG. 4 is a right side view of the bag holder of the present invention.
FIG. 5 is a top view of the bag holder of the present invention.
FIG. 6 is a bottom view of the bag holder of the present invention; and,
FIG. 7 is a perspective view of the bag holder of the present invention.

1 Claim, 2 Drawing Sheets





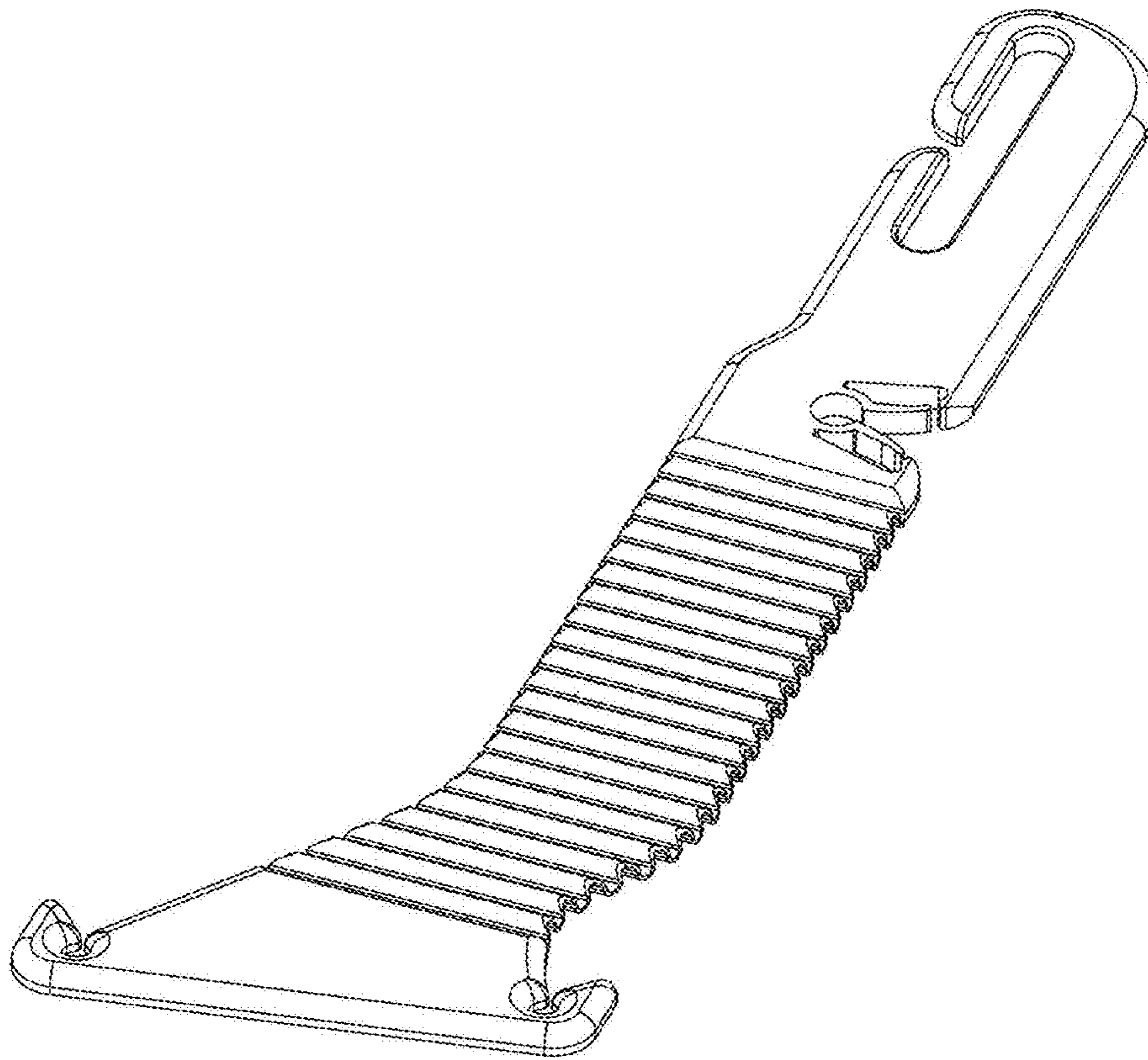


FIG. 7