



US00D790275S

(12) **United States Design Patent** (10) **Patent No.:** **US D790,275 S**
Audette (45) **Date of Patent:** **** Jun. 27, 2017**

(54) **BLADE**

(71) Applicant: **SharkNinja Operating LLC**, Newton, MA (US)

(72) Inventor: **David M. Audette**, Webster, MA (US)

(73) Assignee: **SHARKNINJA OPERATING LLC**, Newton, MA (US)

(**) Term: **15 Years**

(21) Appl. No.: **29/563,238**

(22) Filed: **May 3, 2016**

Related U.S. Application Data

(62) Division of application No. 29/502,792, filed on Sep. 19, 2014, now Pat. No. Des. 758,799.

(51) **LOC (10) Cl.** **31-00**

(52) **U.S. Cl.**
USPC **D7/412; D7/376; D7/378; D7/383; D7/384**

(58) **Field of Classification Search**

USPC D7/372, 376–386, 412–413, 602, 629, D7/665–666, 669, 679, 693–694
 CPC A21C 1/02; A21C 1/04; A23N 1/00; A23N 1/02; A47J 43/04; A47J 43/25; A47J 43/27; A47J 43/042; A47J 43/044; A47J 43/046; A47J 43/075; A47J 43/0722; A47J 43/0727; A47J 43/087; B01F 3/00; B01F 3/0807; B01F 3/0853; B01F 7/0025; B01F 7/00275; B01F 13/0059; B01F 13/0064; B02C 1/08; B02C 2/04; B02C 4/42; B02C 4/142; B02C 4/143; B02C 4/423; B02C 13/1835; B28C 5/10; B28C 5/12; B28C 5/14; B28C 5/16

See application file for complete search history.

(56) **References Cited**

U.S. PATENT DOCUMENTS

2,702,571 A	2/1955	Murray
3,036,614 A	5/1962	Knapp
4,260,267 A	4/1981	Walton
D433,282 S	11/2000	Bohannon, Jr. et al.
D488,347 S	4/2004	Boozer et al.

(Continued)

FOREIGN PATENT DOCUMENTS

KR	300095664	10/1989
KR	300669191	11/2012

OTHER PUBLICATIONS

Application for Registration of an Industrial Design Examiner's Report, Canadian Application No. 161617; Date of Mailing: Jul. 3, 2015; 4 Pages.

(Continued)

Primary Examiner — Ricky Pham

(74) *Attorney, Agent, or Firm* — Cantor Colburn LLP

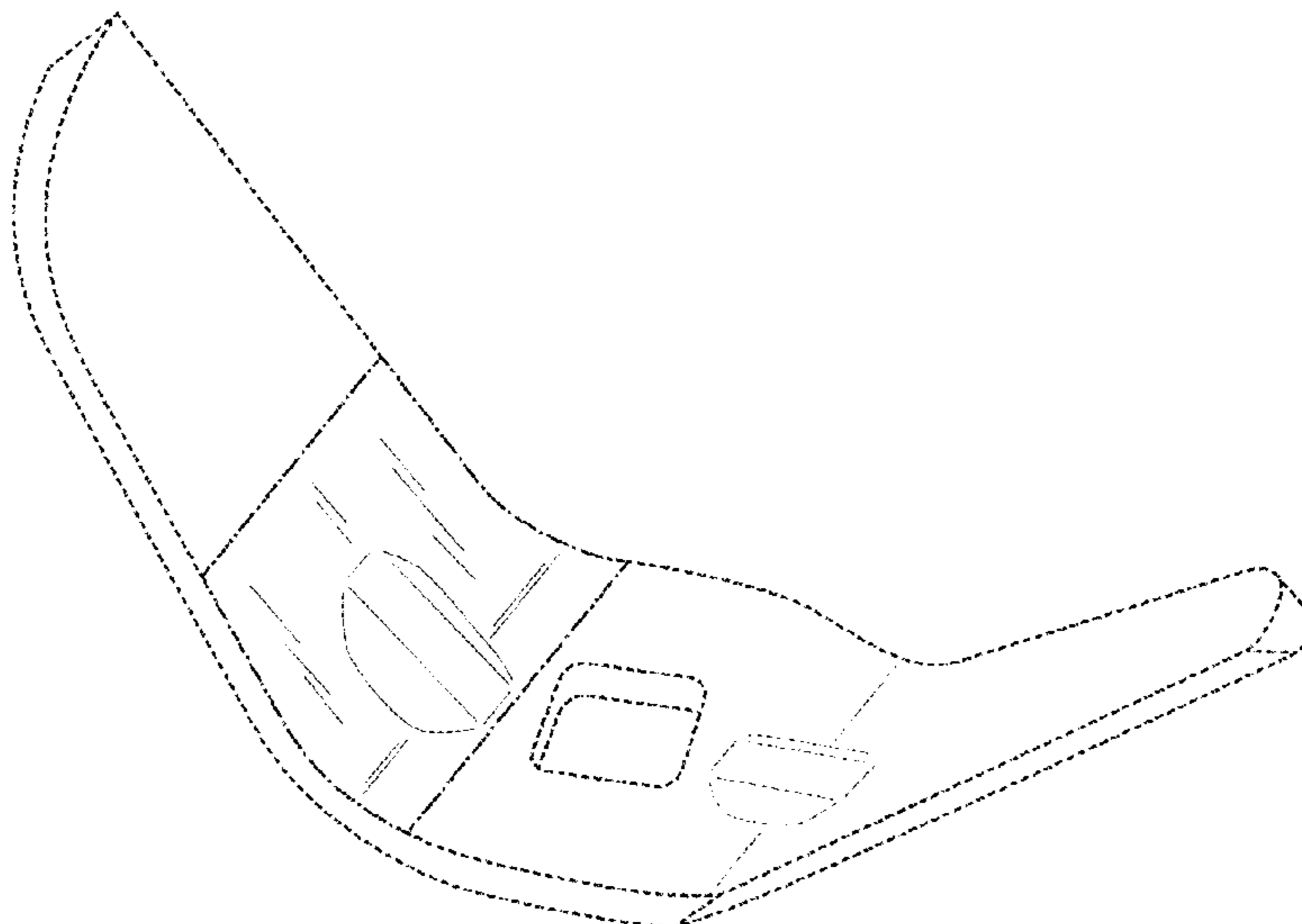
(57) **CLAIM**

The ornamental design for a blade, as shown and described.

DESCRIPTION

FIG. 1 is a top, front, right side perspective view of a blade showing my new design;
 FIG. 2 is a bottom, front, right side perspective view thereof;
 FIG. 3 is a top plan view thereof;
 FIG. 4 is a bottom plan view thereof;
 FIG. 5 is a rear elevational view thereof;
 FIG. 6 is a front elevational view thereof;
 FIG. 7 is a right side elevational view thereof; and,
 FIG. 8 is a left side elevational view thereof.
 The dashed broken lines represent unclaimed portions of the blade and form no part of the claimed design. The dash-dot-dash broken lines define boundaries of the claimed design and form no part of the claimed design.

1 Claim, 3 Drawing Sheets



(56)

References Cited

U.S. PATENT DOCUMENTS

6,834,818	B2 *	12/2004	Lee	A47J 43/0722 241/282.2
6,974,099	B2	12/2005	Kolar et al.	
D513,685	S	1/2006	Katz et al.	
7,641,380	B2	1/2010	Behar et al.	
D624,359	S	9/2010	Schleinzer	
8,132,752	B1	3/2012	Hotaling et al.	
D682,030	S *	5/2013	Ezechukwu	D7/376
D684,817	S	6/2013	Leavitt	
D690,159	S	9/2013	Gursel et al.	
D700,013	S	2/2014	Chu	
8,800,905	B2 *	8/2014	Lee	A47J 43/042 241/282.1
8,950,930	B2 *	2/2015	Wang	A47J 43/046 366/205
9,186,022	B1 *	11/2015	Jacobsen	B01F 7/00275
D752,389	S *	3/2016	Lee	D7/376
D758,799	S *	6/2016	Audette	D7/376
D761,056	S *	7/2016	Kemker	D7/376
D770,228	S *	11/2016	Pan	D7/378
2002/0139884	A1	10/2002	Williams et al.	
2008/0198691	A1 *	8/2008	Behar	A47J 43/0722 366/205
2009/0260236	A1 *	10/2009	Lin	A47J 43/0722 30/265
2012/0080549	A1 *	4/2012	Rukavina	B01F 7/0025 241/282.1
2012/0314533	A1 *	12/2012	Wang	A47J 43/046 366/292

OTHER PUBLICATIONS

Corrected Notice of Allowability; U.S. Appl. No. 29/502,792, filed Sep. 19, 2014; BLADE; Notification Date: Feb. 22, 2016; 6 Pages. Examination Report; EM Application Nos. 002658823-0001 and 002658823-0002; Date of Mailing: Mar. 26, 2015; 1 Pages. Notice of Allowance; Japanese Application No. 2015-005909; Date of Mailing: Nov. 6, 2015; 2 Pages. Notice of Allowance; Japanese Application No. 2015-005910; Date of Mailing: Nov. 6, 2015; 2 Pages. Notice of Allowance; U.S. Appl. No. 29/502,792, filed Sep. 19, 2014; BLADE; Notification Date: Feb. 4, 2016; 6 Pages. Notice of Completion of Formalities for Patent Register and Notice of Grant of Design Patent Right; Chinese Application No. 2015300665265; Date of Mailing: Jun. 25, 2015; 8 Pages. Notice of Decision for Design Registration; Korean Application No. 30/2015-0013996 [M001]; Date of Mailing: Aug. 18, 2015; 6 Pages. Notice of Decision for Design Registration; Korean Application No. 30-2015-0013996 [M002]; Date of Mailing: Aug. 18, 2015; 6 Pages. Notice of References; Japanese Application No. 2015-005909; Date of Mailing: Nov. 6, 2015; 2 Pages. Notice of References; Japanese Application No. 2015-005910; Date of Mailing: Nov. 6, 2015; 2 Pages. Office Action; Korean Application No. 30-2015-0013996 [M002]; Date of Mailing: Aug. 28, 2015; 4 Pages. Restriction Requirement; U.S. Appl. No. 29/502,792, filed Sep. 19, 2014; BLADE; Notification Date: Nov. 25, 2015; 8 Pages.

* cited by examiner

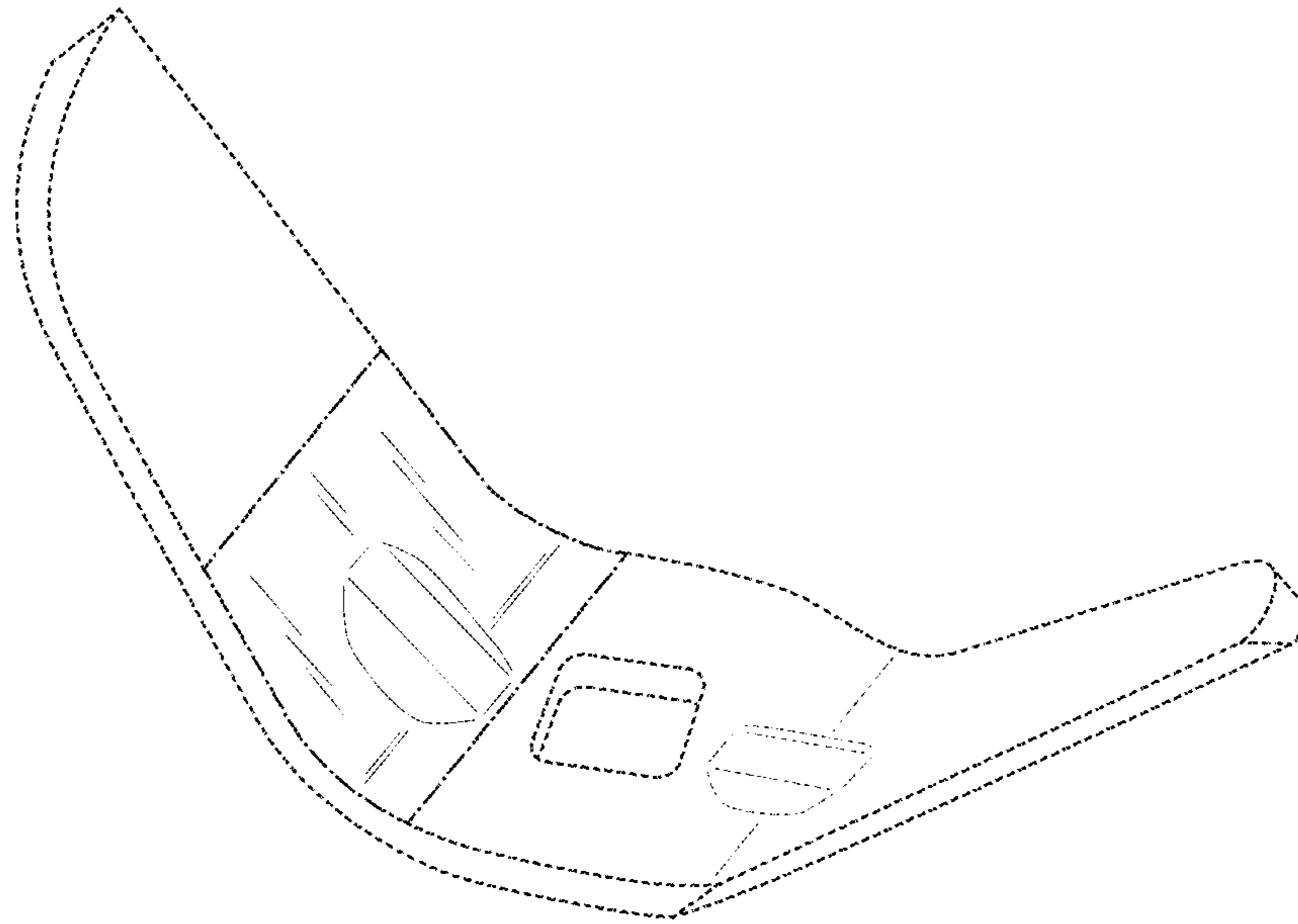


FIG. 1

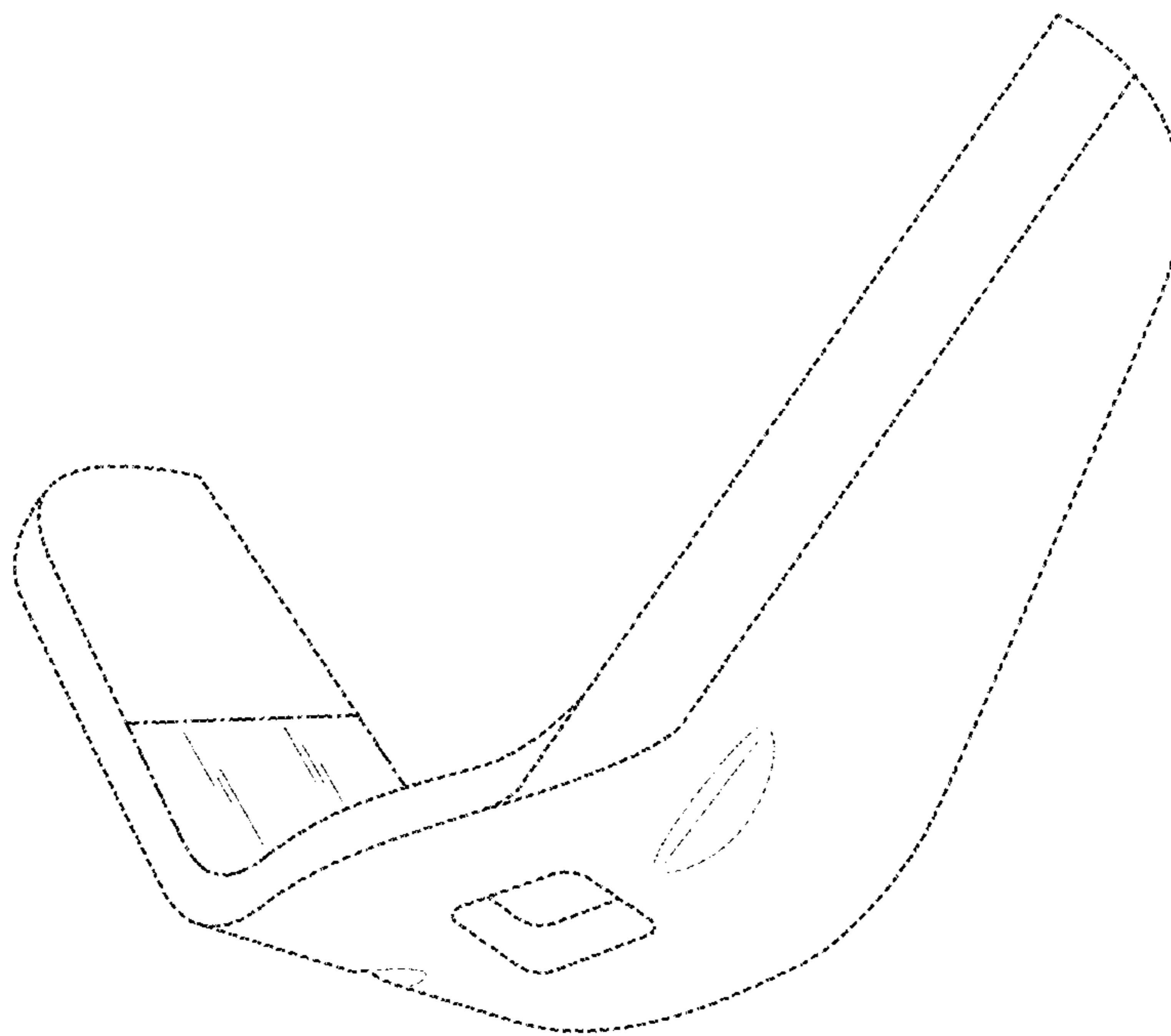


FIG. 2

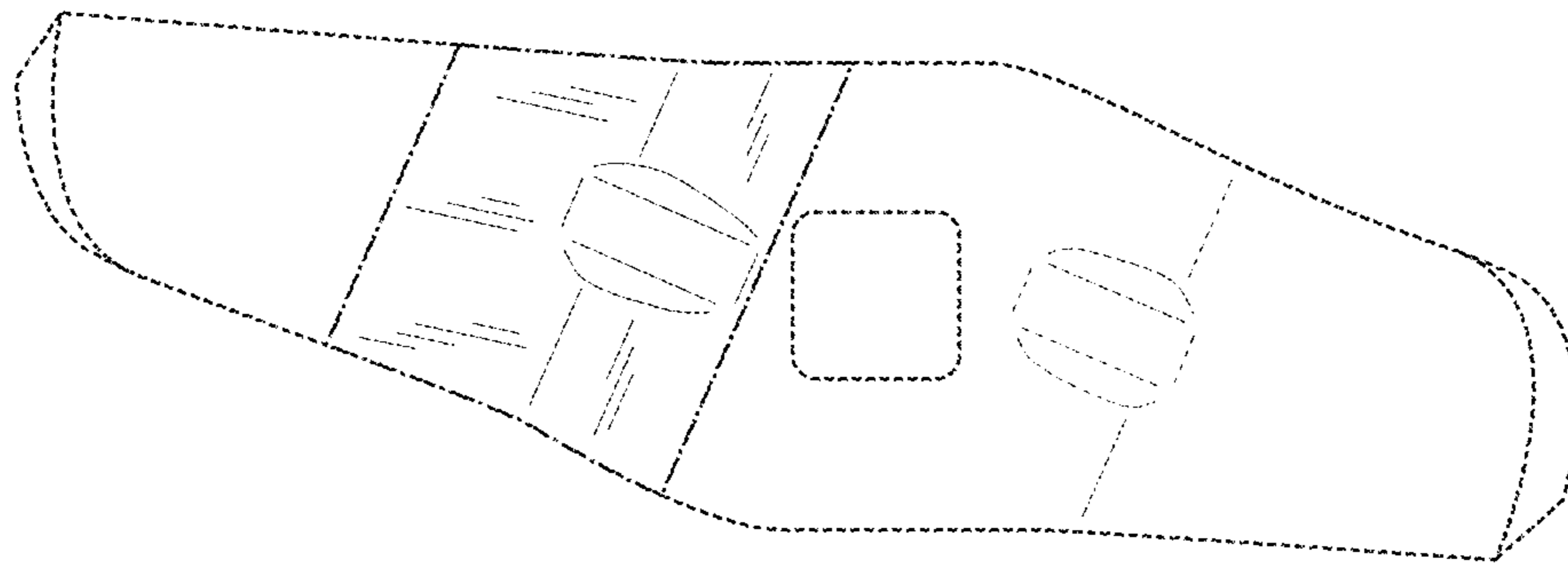


FIG. 3

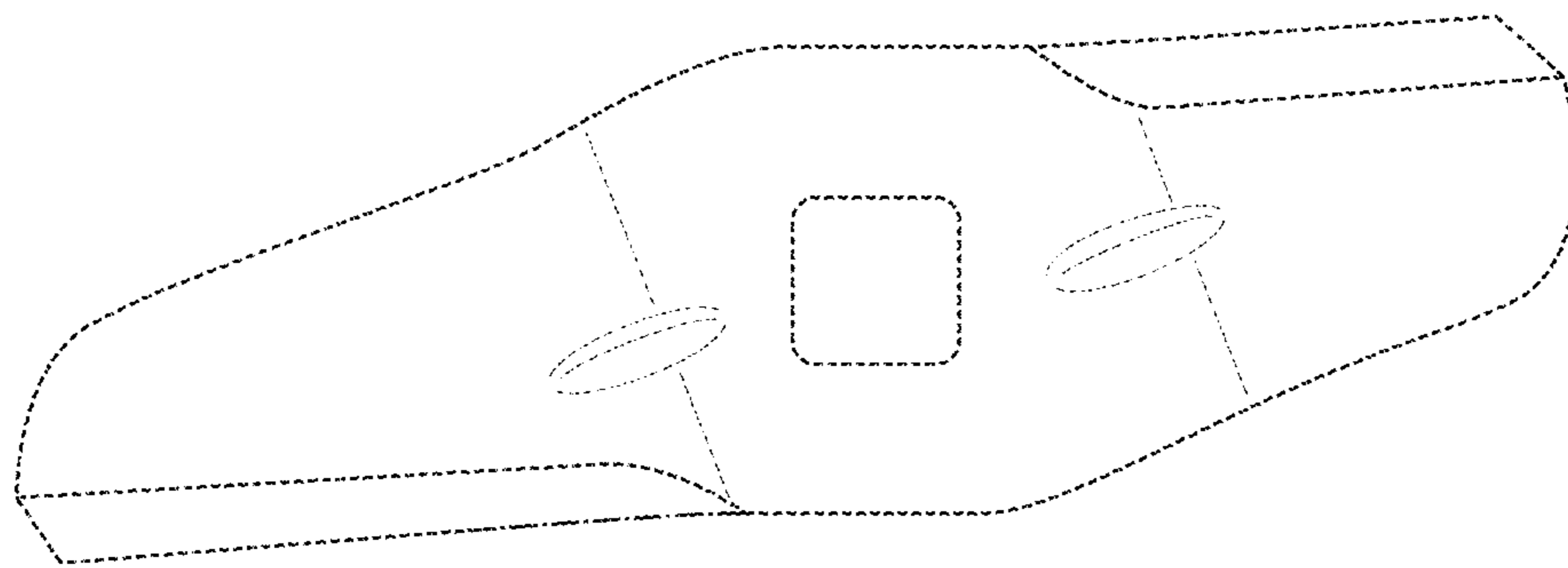


FIG. 4

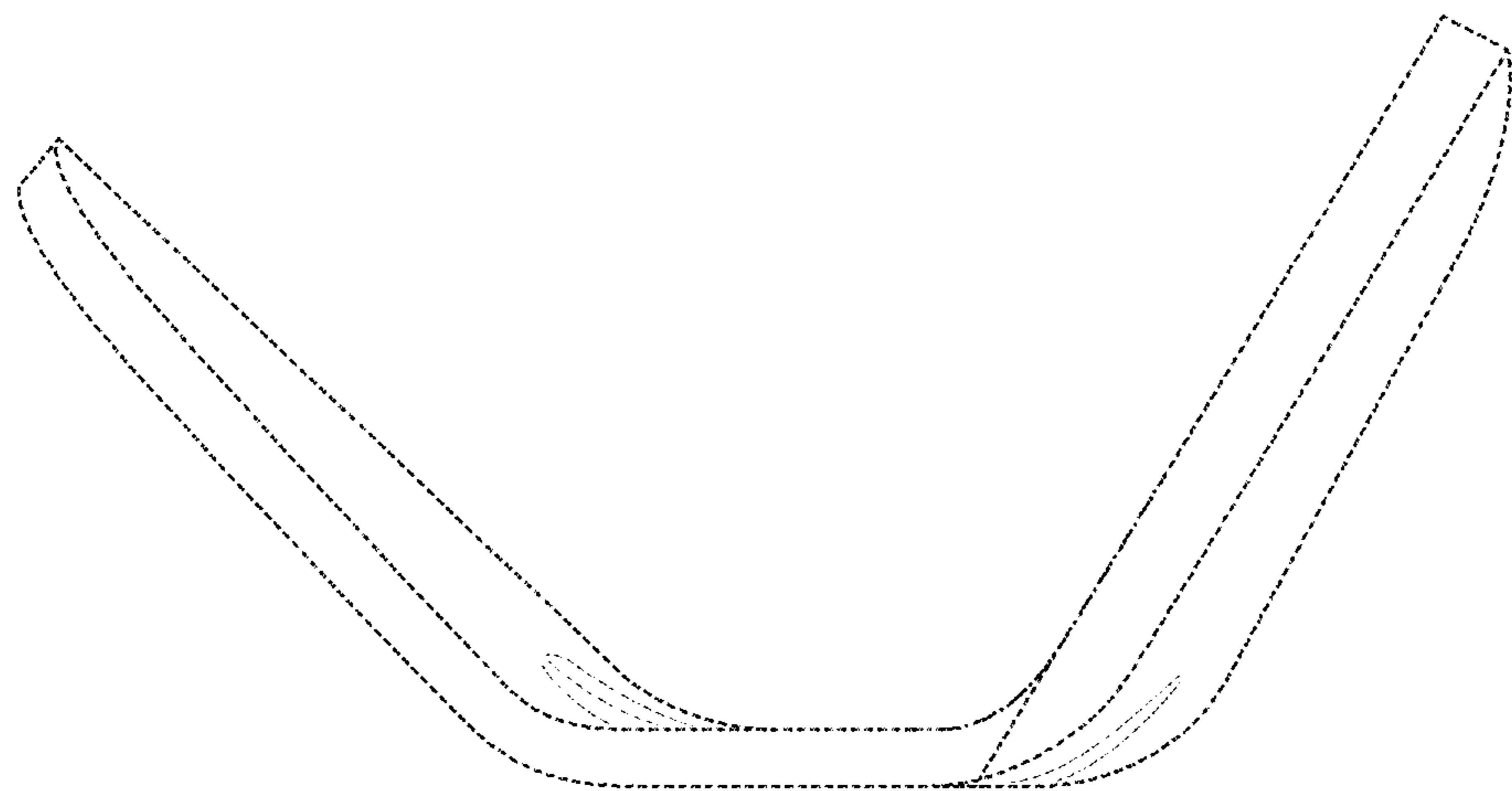


FIG. 5

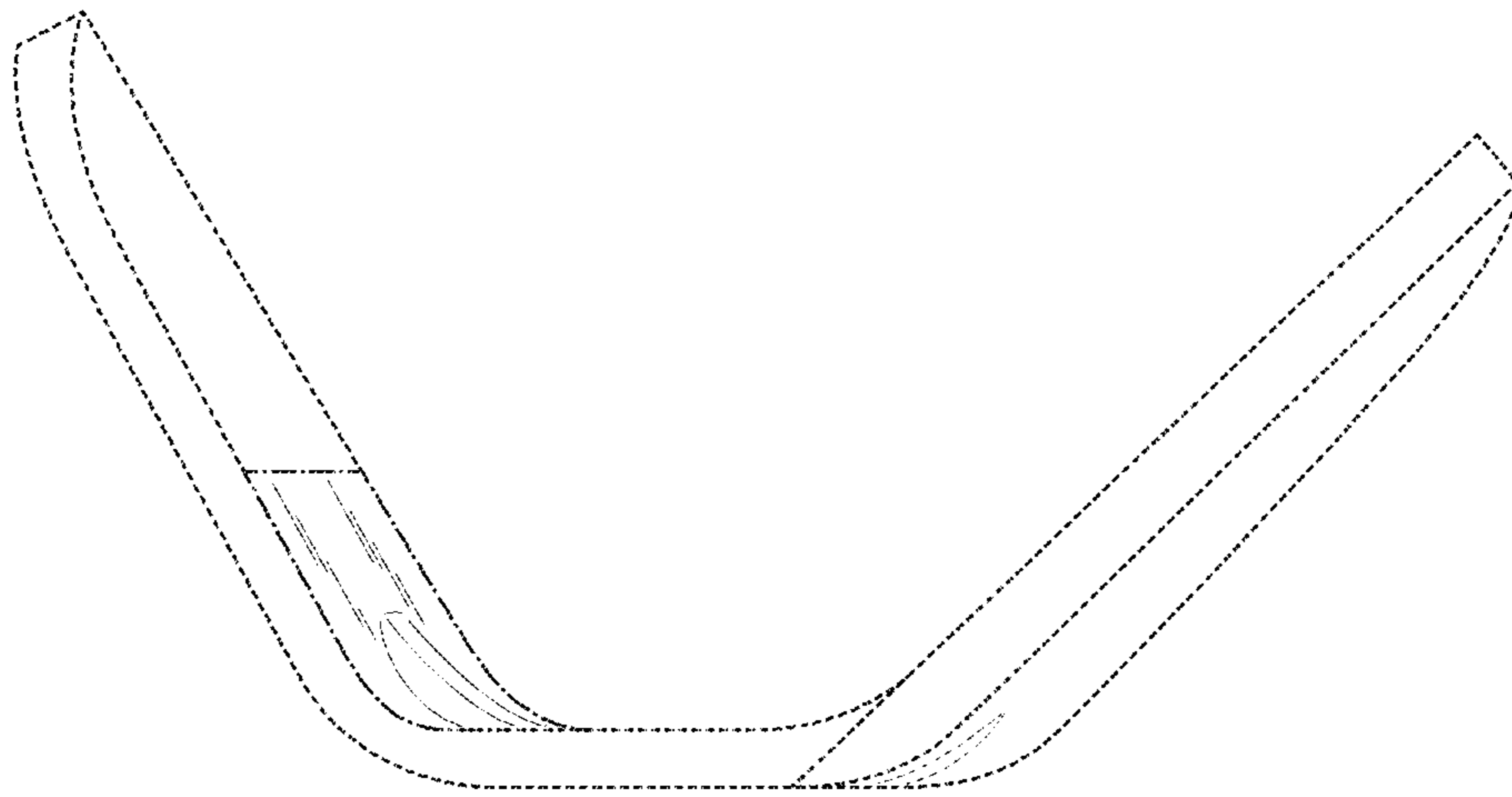


FIG. 6

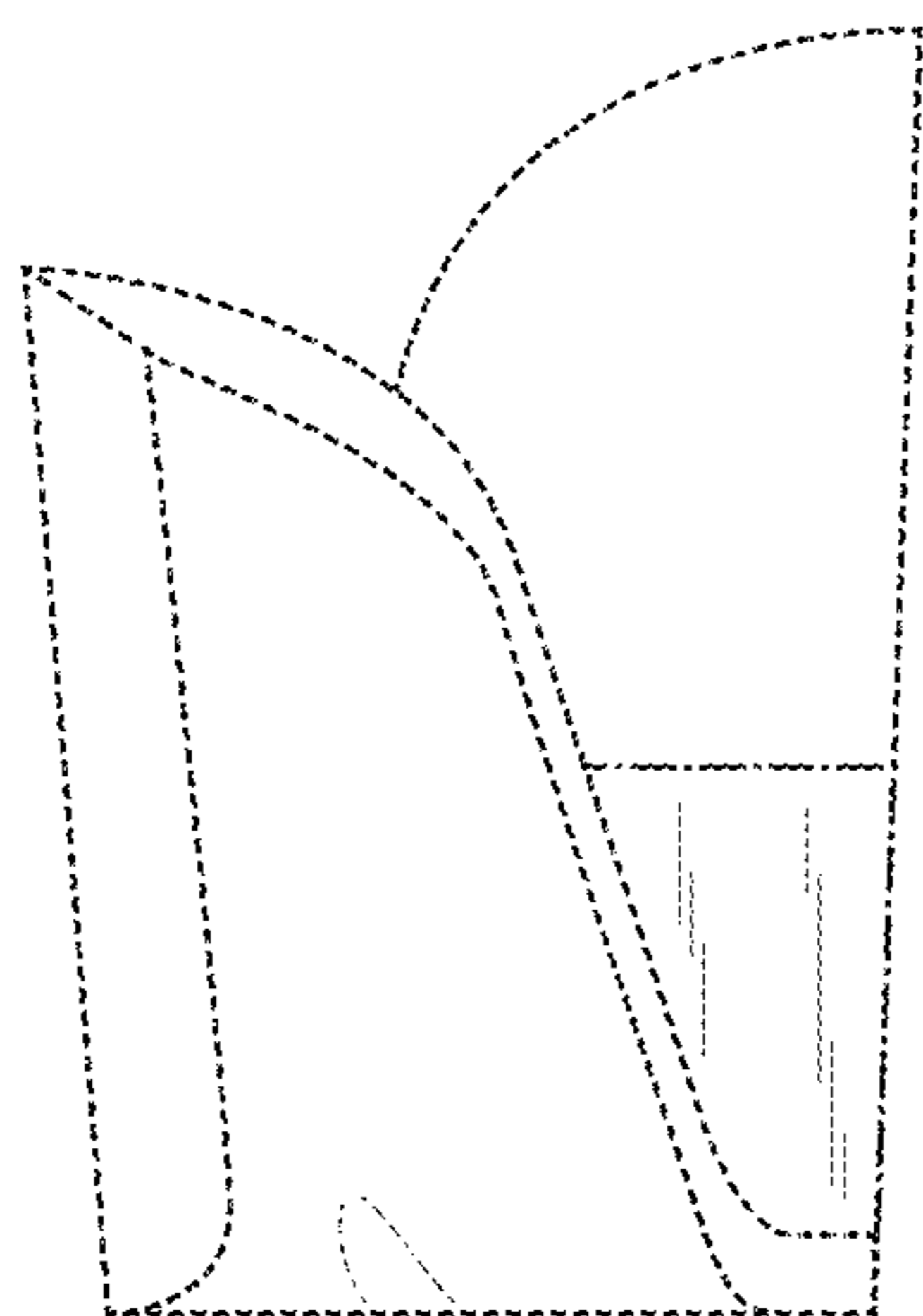


FIG. 7

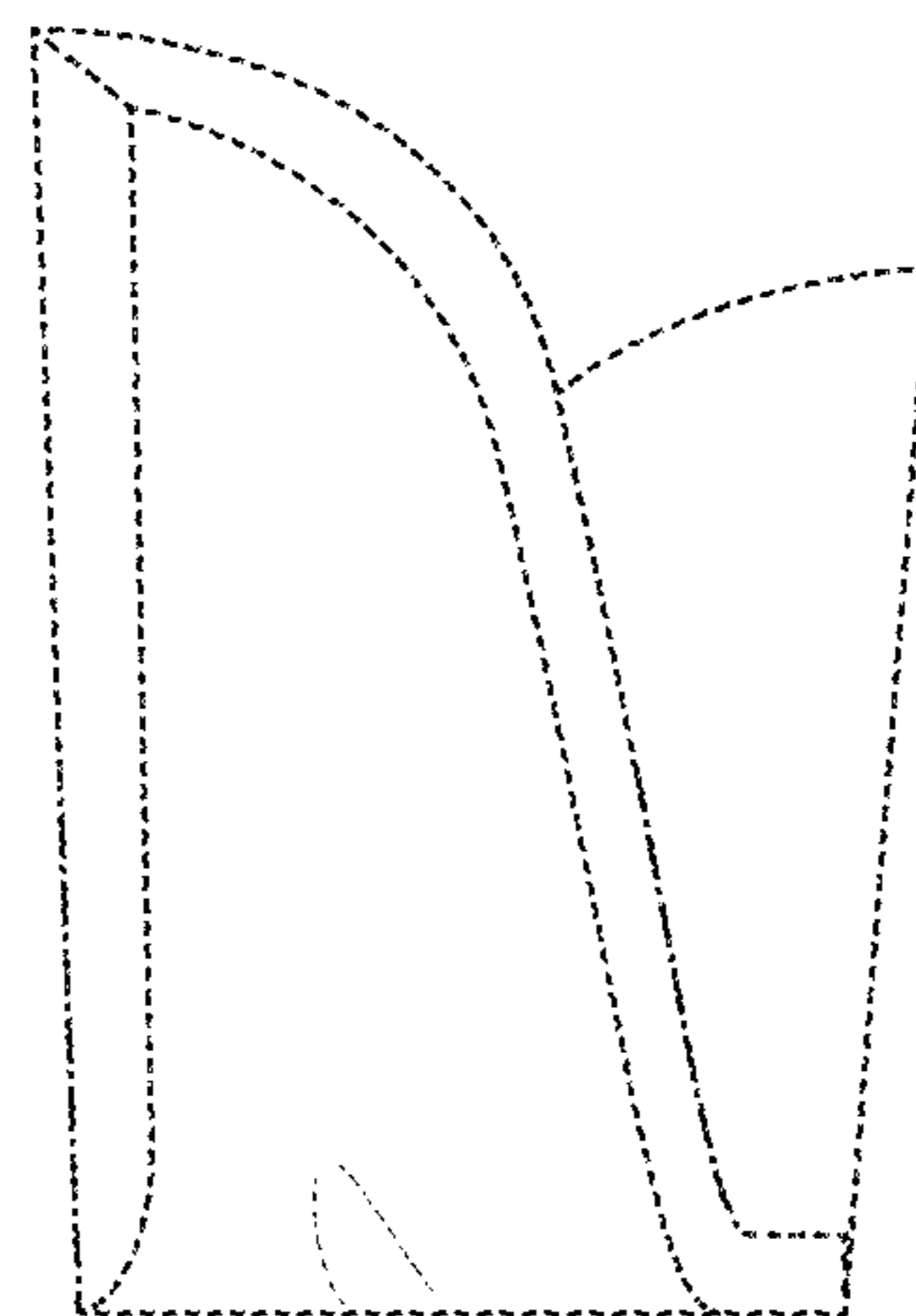


FIG. 8