



US00D790257S

(12) **United States Design Patent**
Holbrook

(10) **Patent No.:** **US D790,257 S**

(45) **Date of Patent:** **** Jun. 27, 2017**

(54) **WEDGE GUSSET PANEL FOR PILLOW**
(71) Applicant: **Standard Fiber, LLC**, Burlingame, CA (US)
(72) Inventor: **Russ Holbrook**, Matthews, NC (US)
(73) Assignee: **STANDARD FIBER, LLC**, Burlingame, CA (US)

(**) Term: **15 Years**

(21) Appl. No.: **29/540,628**

(22) Filed: **Sep. 25, 2015**

(51) **LOC (10) Cl.** **06-09**

(52) **U.S. Cl.**
USPC **D6/606**

(58) **Field of Classification Search**
USPC D6/333, 349, 355, 375, 388, 512, 563, D6/564, 595, 596, 601, 604, 611, 707, D6/715, 716, 716.1; D24/183-185, 234; D21/803, 804, 805, 809; 5/401, 420, 5/600, 630, 631, 632, 633, 635, 636, 638, 5/639, 646, 652, 652.1, 655, 703, 730; 297/1, 2, 4, 93, 180.11, 195.1, 195.11, 297/195.13, 393, 397, 452.12, 452.14, 297/452.15, 452.21, 452.24, 452.26, 297/452.48, 452.62, 482
CPC A47G 9/10; A47G 9/1009; A47G 9/1018; A47G 9/1027; A47G 9/1036; A47G 9/1045; A47G 9/1063; A47G 9/1072; A47G 9/1081; A47G 9/109; A47C 7/021; A47C 27/00

See application file for complete search history.

(56) **References Cited**

U.S. PATENT DOCUMENTS

D311,295 S * 10/1990 Roberts D6/601
D313,917 S * 1/1991 Valliere D6/601
D439,099 S * 3/2001 Erickson D6/601

D466,751 S * 12/2002 Coats D6/601
8,646,134 B1 * 2/2014 Alletto, Jr. A47G 9/1036
5/490
9,167,923 B1 * 10/2015 Holbrook A47G 9/10
9,265,369 B1 * 2/2016 Beliveau A47G 9/10
D759,405 S * 6/2016 Alletto, Jr. D6/601
9,462,902 B1 * 10/2016 Rukel A47G 9/10
D778,637 S * 2/2017 Barry D6/601
2004/0019972 A1 * 2/2004 Schecter A47G 9/10
5/645
2014/0189955 A1 * 7/2014 Alletto, Jr. A47G 9/1027
5/636
2016/0157644 A1 * 6/2016 Holbrook A47G 9/0253
5/638

(Continued)

Primary Examiner — Eric Goodman

Assistant Examiner — Sanjeev Paul

(74) *Attorney, Agent, or Firm* — Levenfeld Pearlstein, LLC

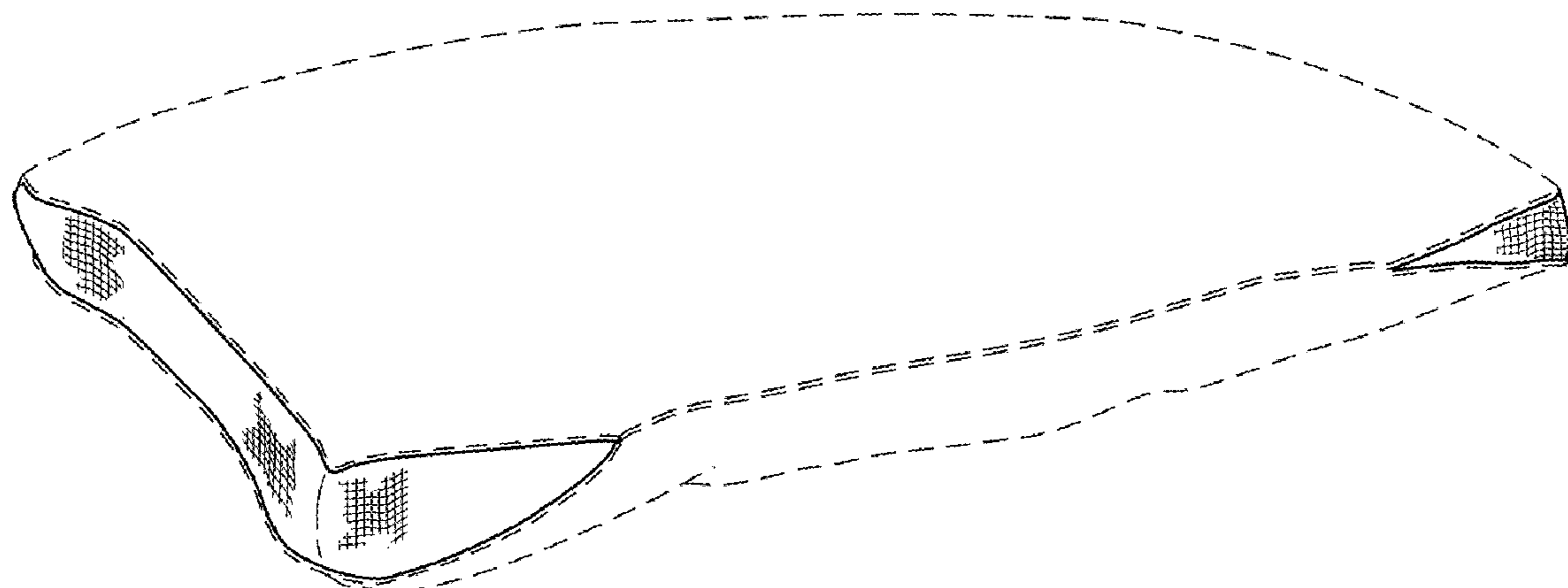
(57) **CLAIM**

The ornamental design for a wedge gusset panel for pillow, as shown and described.

DESCRIPTION

FIG. 1 is a perspective view of an example of a pillow having a wedge gusset panel, embodying my new design; FIG. 2 is a top view of the example of the pillow; FIG. 3 is a side view of the example of the pillow showing the wedge gusset panel of FIG. 1, shown from the left-hand side of FIG. 1, the right-hand side being a mirror image thereof; FIG. 4 is front view of the example of the pillow showing the wedge gusset panel of FIG. 1, the rear view being a mirror image thereof; and, FIG. 5 is a perspective view of another example of a pillow having a wedge gusset panel, embodying my new design. The broken lines shown in the drawings are included for the purpose of illustrating environmental structure and form no part of the claimed design.

1 Claim, 2 Drawing Sheets



(56)

References Cited

U.S. PATENT DOCUMENTS

2016/0166092 A1* 6/2016 Alletto, Jr. A47G 9/10
5/638
2016/0318666 A1* 11/2016 Suryanarayanan B65D 33/1658

* cited by examiner

Fig. 1

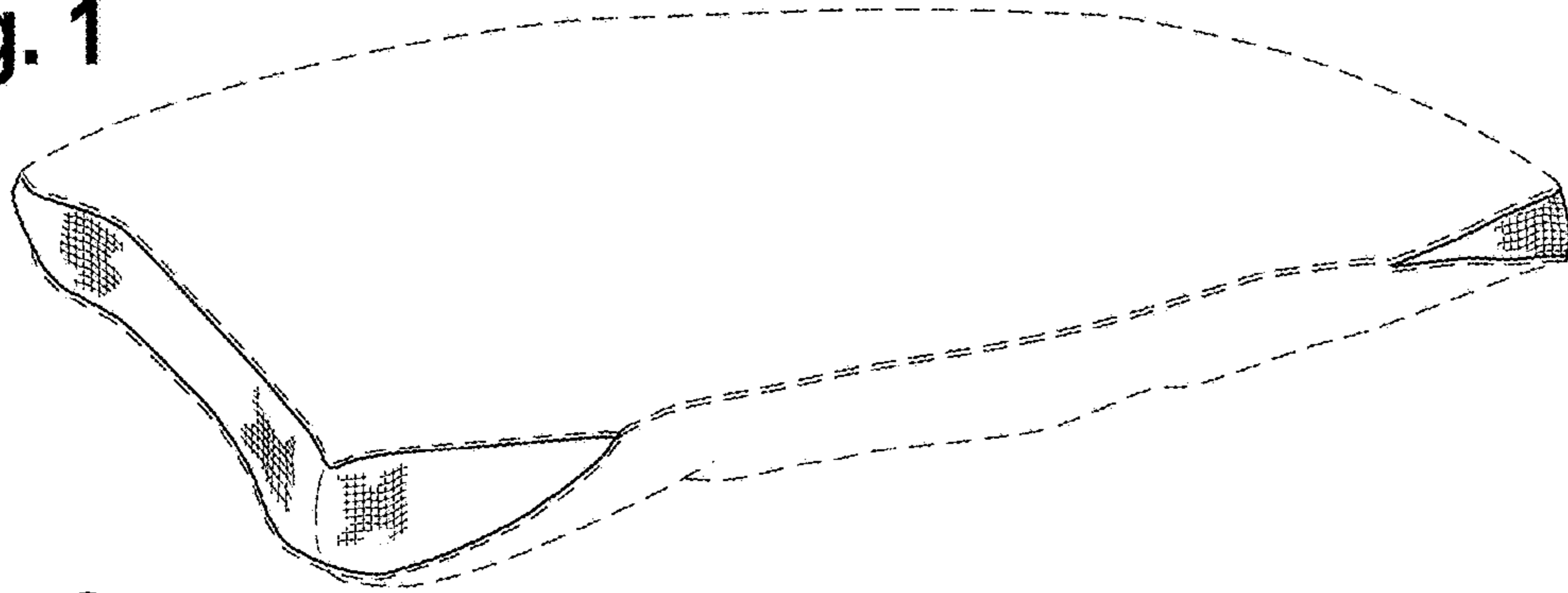


Fig. 2

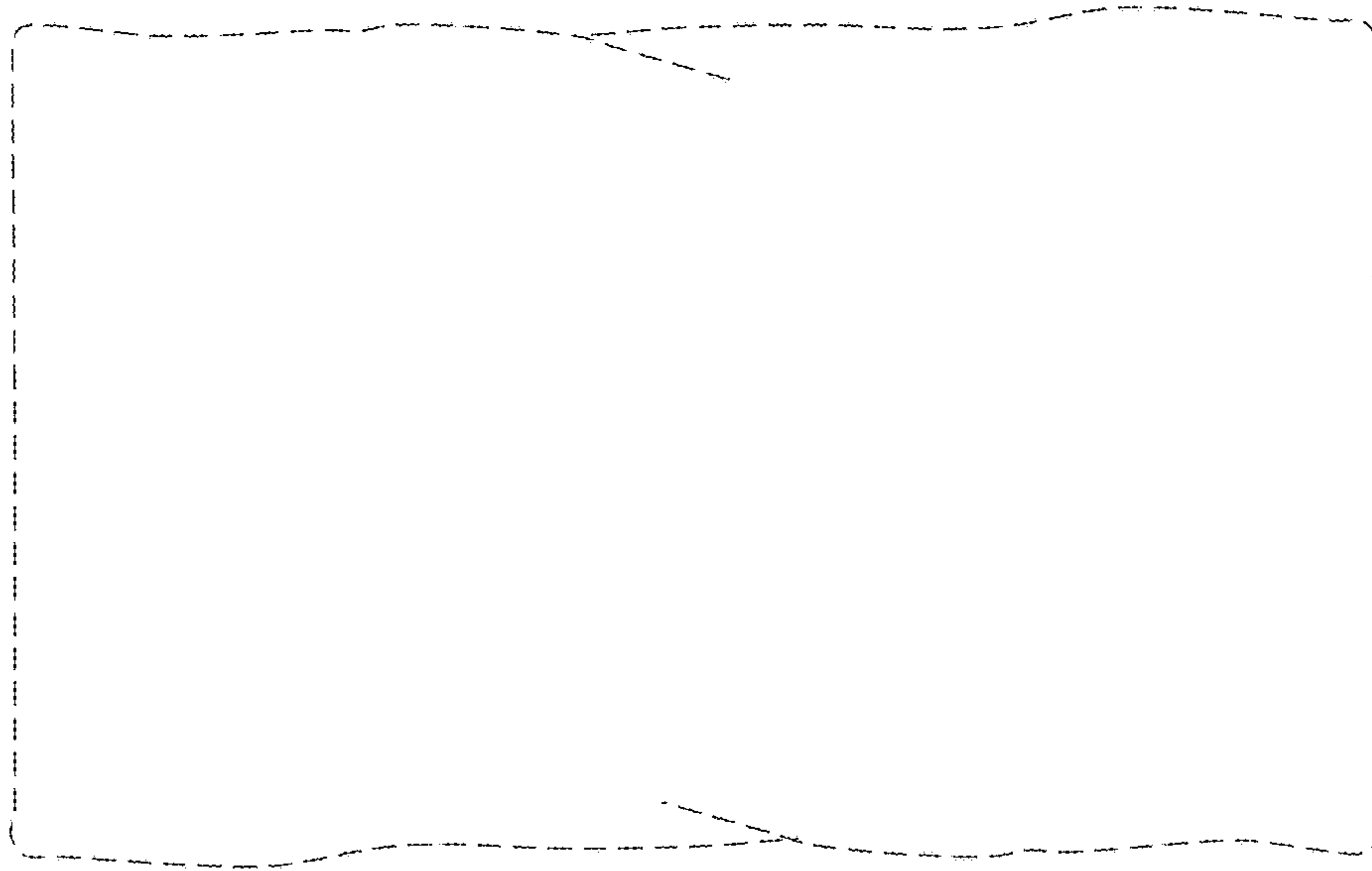


Fig. 3

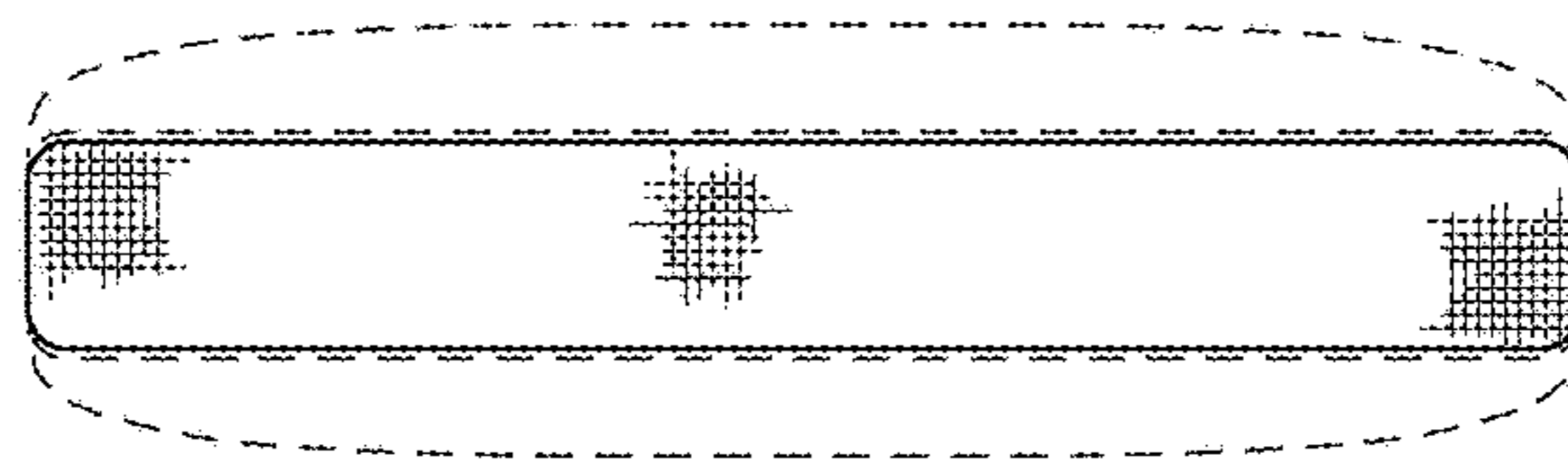


Fig. 4




Fig. 5

