



US00D790256S

(12) **United States Design Patent** (10) **Patent No.:** **US D790,256 S**
Goddard (45) **Date of Patent:** **** Jun. 27, 2017**

(54) **SEAT CUSHION**

(56) **References Cited**

(71) Applicant: **Kraco Enterprises, LLC.**, Compton, CA (US)

U.S. PATENT DOCUMENTS

(72) Inventor: **Lingere D. Goddard**, Fullerton, CA (US)

D234,555 S *	3/1975	Barecki	D6/356
D330,118 S *	10/1992	Lanius	D6/356
D336,203 S *	6/1993	Lin	D6/601
D342,404 S *	12/1993	Homann	D6/716
D368,399 S *	4/1996	Buffon	D6/716
D386,036 S *	11/1997	Laidlaw	D6/601
D399,694 S *	10/1998	Laidlaw	D6/596
D404,238 S *	1/1999	Keilhauer	D6/601
D440,107 S *	4/2001	Hsu	D6/611
D440,451 S *	4/2001	Roberts	D6/601
D440,452 S *	4/2001	Roberts	D6/601
D440,453 S *	4/2001	Roberts	D6/601
D440,454 S *	4/2001	Roberts	D6/601
D440,808 S *	4/2001	Roberts	D6/601

(73) Assignee: **Kraco Enterprises, LLC.**, Compton, CA (US)

(**) Term: **15 Years**

(21) Appl. No.: **29/591,525**

(22) Filed: **Jan. 20, 2017**

(Continued)

Related U.S. Application Data

Primary Examiner — Eric Goodman

Assistant Examiner — Sanjeev Paul

(62) Division of application No. 29/549,660, filed on Dec. 28, 2015, now Pat. No. Des. 782,851.

(74) *Attorney, Agent, or Firm* — Wood Herron & Evans LLP

(51) **LOC (10) Cl.** **06-09**

(57) **CLAIM**

(52) **U.S. Cl.**

The ornamental design for a seat cushion, as shown and described.

USPC **D6/601**

DESCRIPTION

(58) **Field of Classification Search**

USPC D6/333, 349, 355, 375, 388, 512, 563, D6/564, 595, 596, 601, 604, 611, 707, D6/715, 716, 716.1; D24/183–185, 234; D21/803, 804, 805, 809; 5/401, 420, 5/600, 630, 631, 632, 633, 635, 636, 638, 5/639, 646, 652, 652.1, 655, 703, 730; 297/1, 2, 4, 93, 180.11, 195.1, 195.11, 297/195.13, 393, 397, 452.12, 45, 2.14, 297/452.15, 452.21, 452.24, 452.26, 297/452.48, 452.62, 482

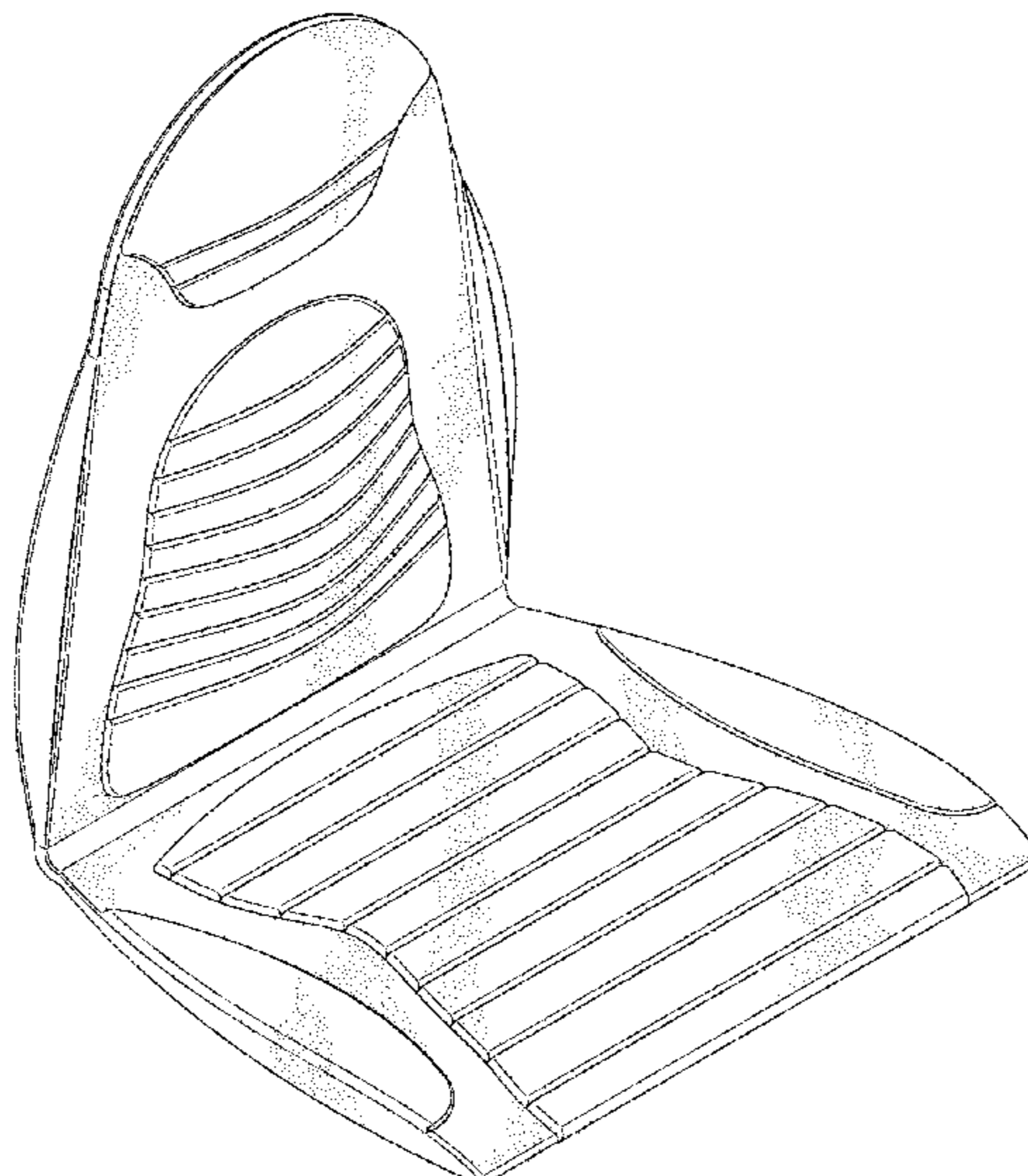
FIG. 1 is a front top isometric view of my new seat cushion design;
FIG. 2 is a rear bottom isometric view thereof;
FIG. 3 is a front view thereof;
FIG. 4 is a right side view thereof;
FIG. 5 is a rear view thereof;
FIG. 6 is a left side view thereof;
FIG. 7 is a cross-sectional view taken along line 7-7 of FIG. 3;
FIG. 8 is a top plan view thereof; and,
FIG. 9 is a bottom plan view thereof.

CPC .. A47G 9/1018; A47G 9/1009; A47G 9/1027; A47G 9/1045; A47G 9/1063; A47G 9/1072; A47G 9/1081

The broken dash line hatching shown in the cross sectional drawing view of FIG. 7 forms no part of the claimed design.

See application file for complete search history.

1 Claim, 9 Drawing Sheets



(56)

References Cited

U.S. PATENT DOCUMENTS

D450,498 S * 11/2001 Skalka D6/716
D489,114 S * 4/2004 Peterson D21/803
D491,994 S * 6/2004 Peterson D21/803
D536,909 S * 2/2007 Egger D6/366
D537,663 S * 3/2007 Johnson D6/366
D539,067 S * 3/2007 Dayan D24/200
D552,387 S * 10/2007 Wu D6/366
D568,085 S * 5/2008 Pawsey D6/601
7,406,733 B2 * 8/2008 Coffield A47C 7/282
297/452.15
D590,192 S * 4/2009 Raftery D6/366
D591,540 S * 5/2009 Lu D6/370
D618,030 S * 6/2010 Wang D6/601
D659,252 S * 5/2012 Batiste et al. D24/190
D660,056 S * 5/2012 Diffrient D6/366
D672,597 S * 12/2012 Watts D6/611
D680,761 S * 4/2013 Spaven D6/333
D710,022 S * 7/2014 Chen D24/215
D735,512 S * 8/2015 Chan D6/716.1
D735,513 S * 8/2015 Chan D6/716.1
D737,617 S * 9/2015 Bellin D6/375
D764,668 S * 8/2016 Van Voorst D24/159
D771,424 S * 11/2016 Cantarutti D6/716
D772,626 S * 11/2016 Mahan-Rudolph D6/716.1
D779,857 S * 2/2017 Goddard D6/601
D782,849 S * 4/2017 Goddard D6/601
D782,850 S * 4/2017 Goddard D6/601
D782,851 S * 4/2017 Goddard D6/601

* cited by examiner

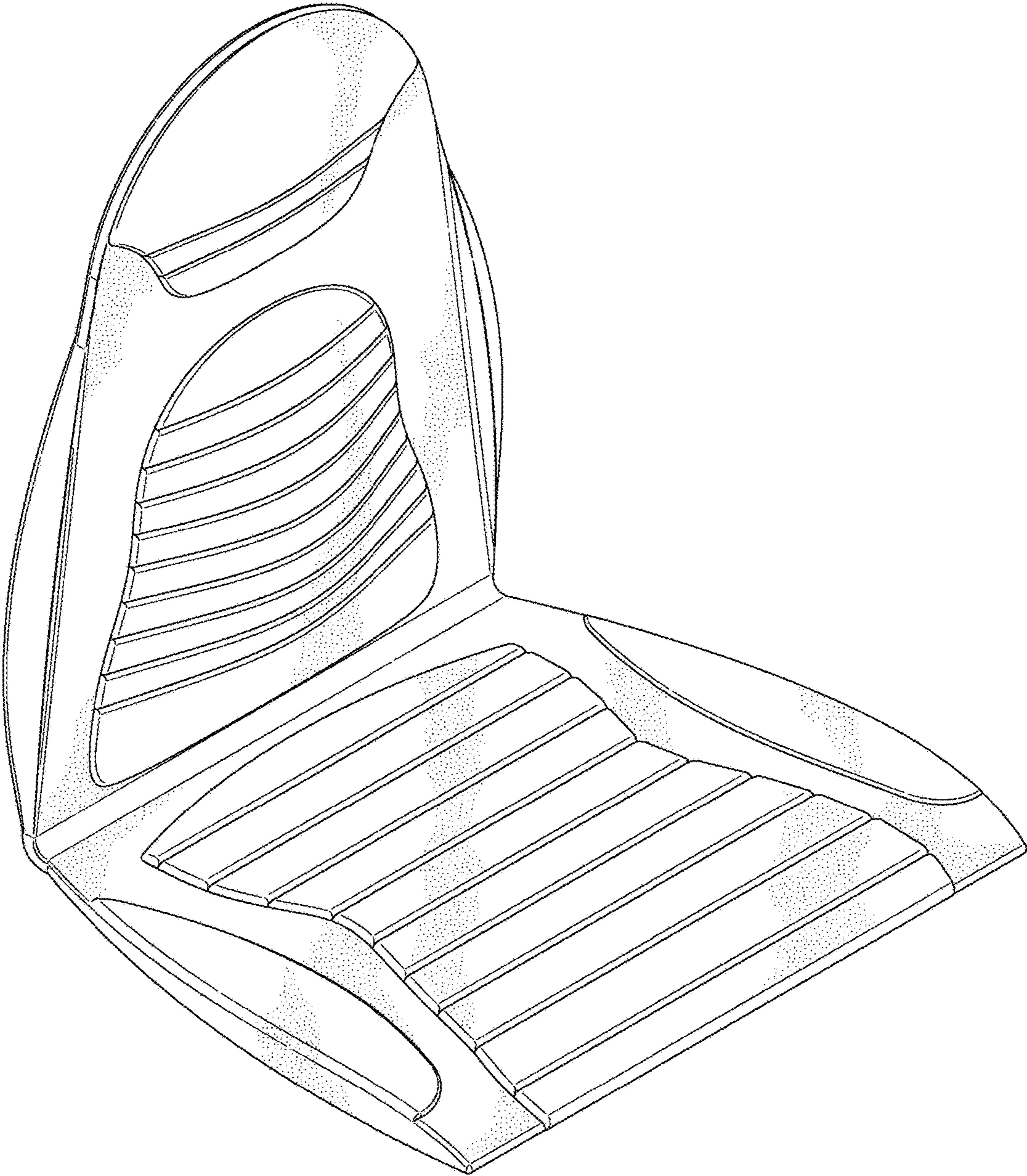


FIG. 1

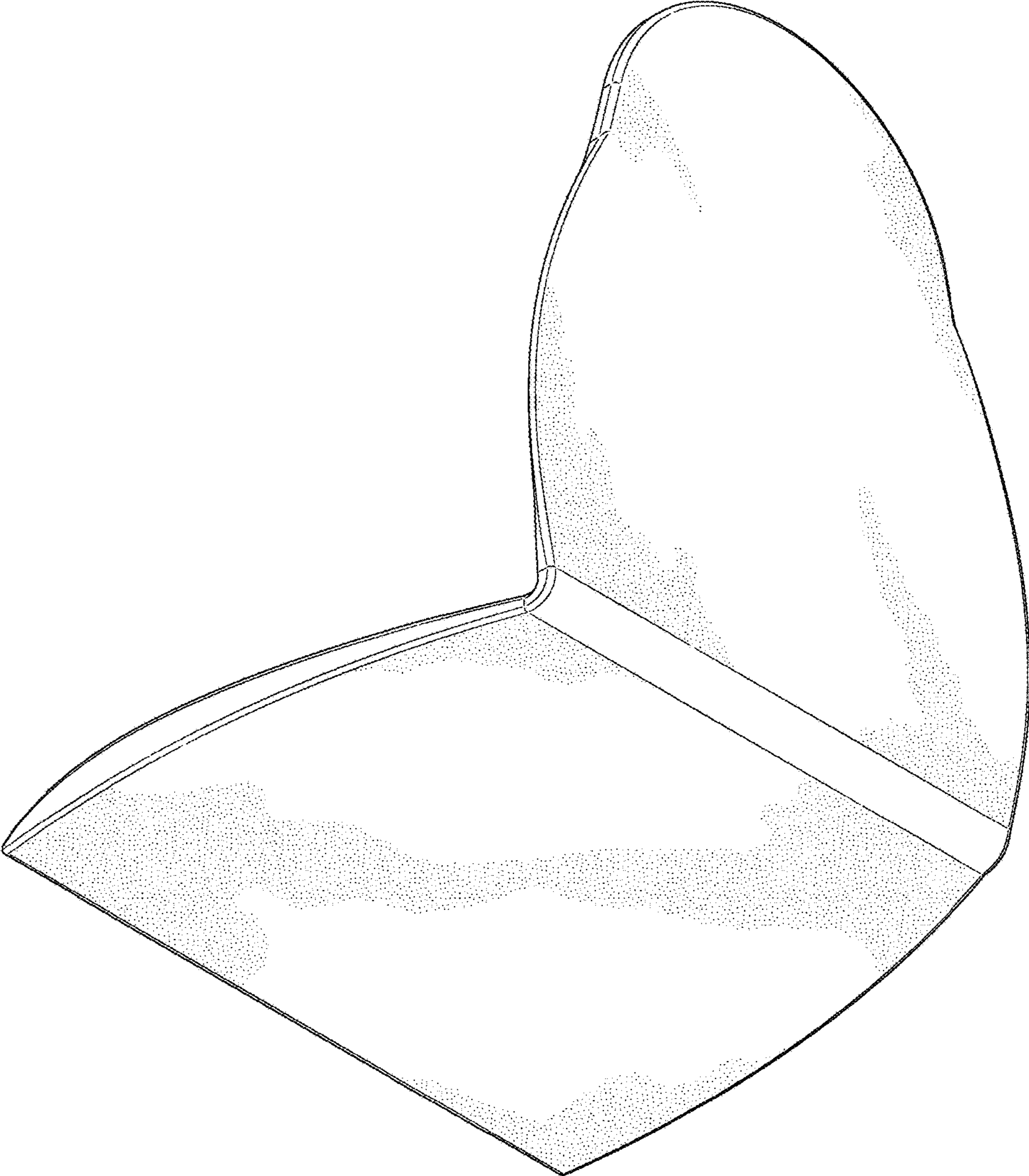


FIG. 2

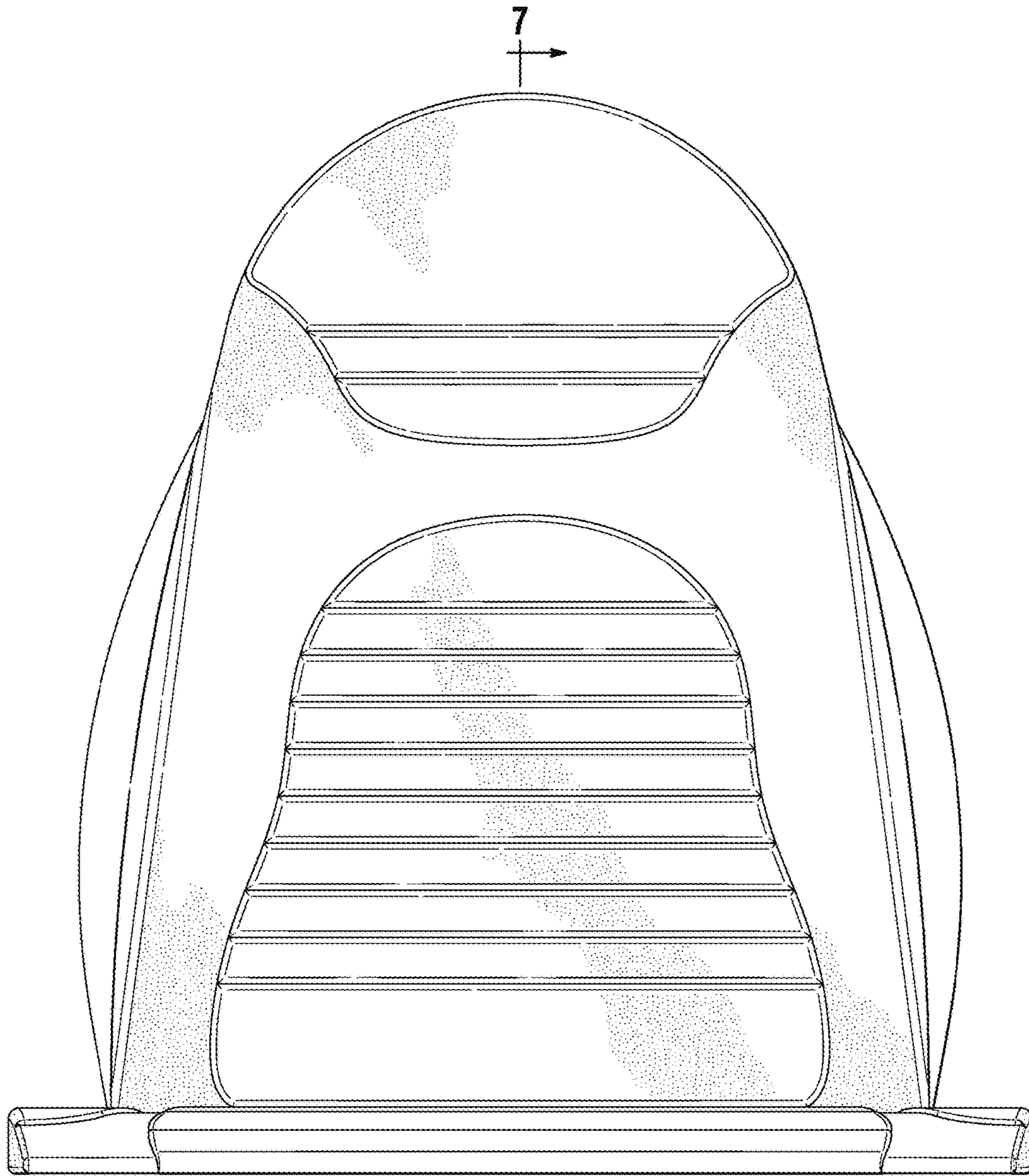


FIG. 3

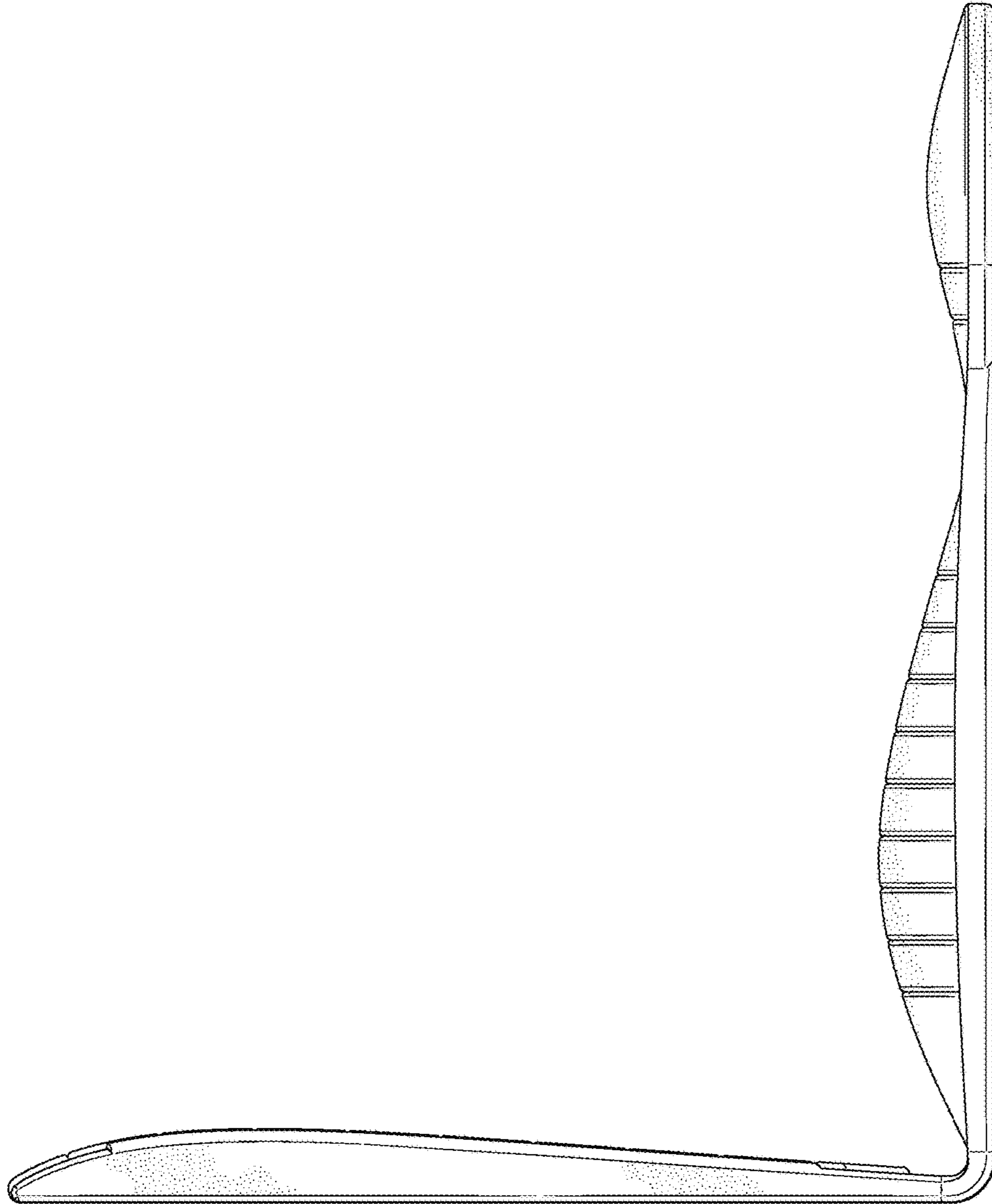


FIG. 4

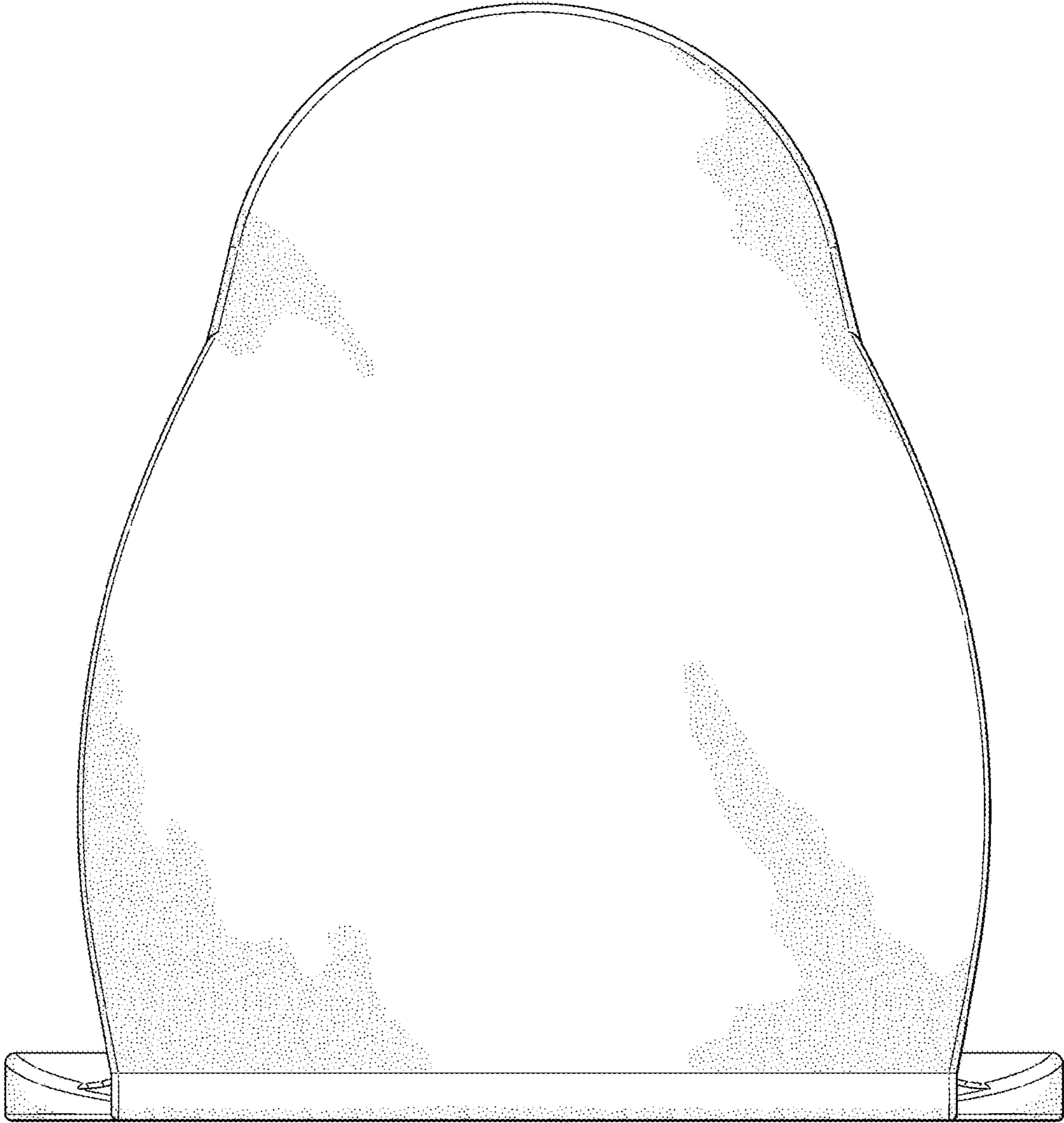


FIG. 5

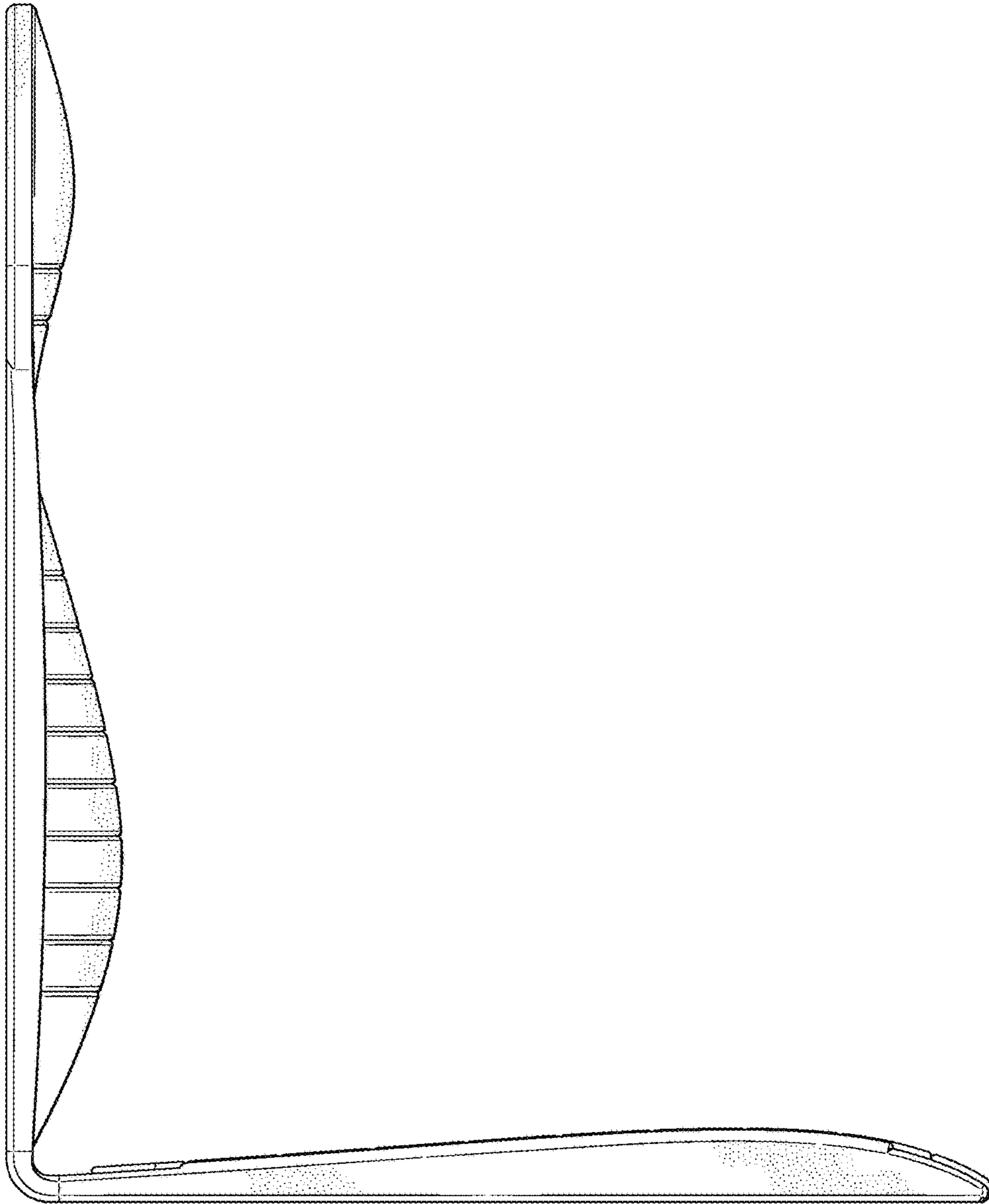


FIG. 6

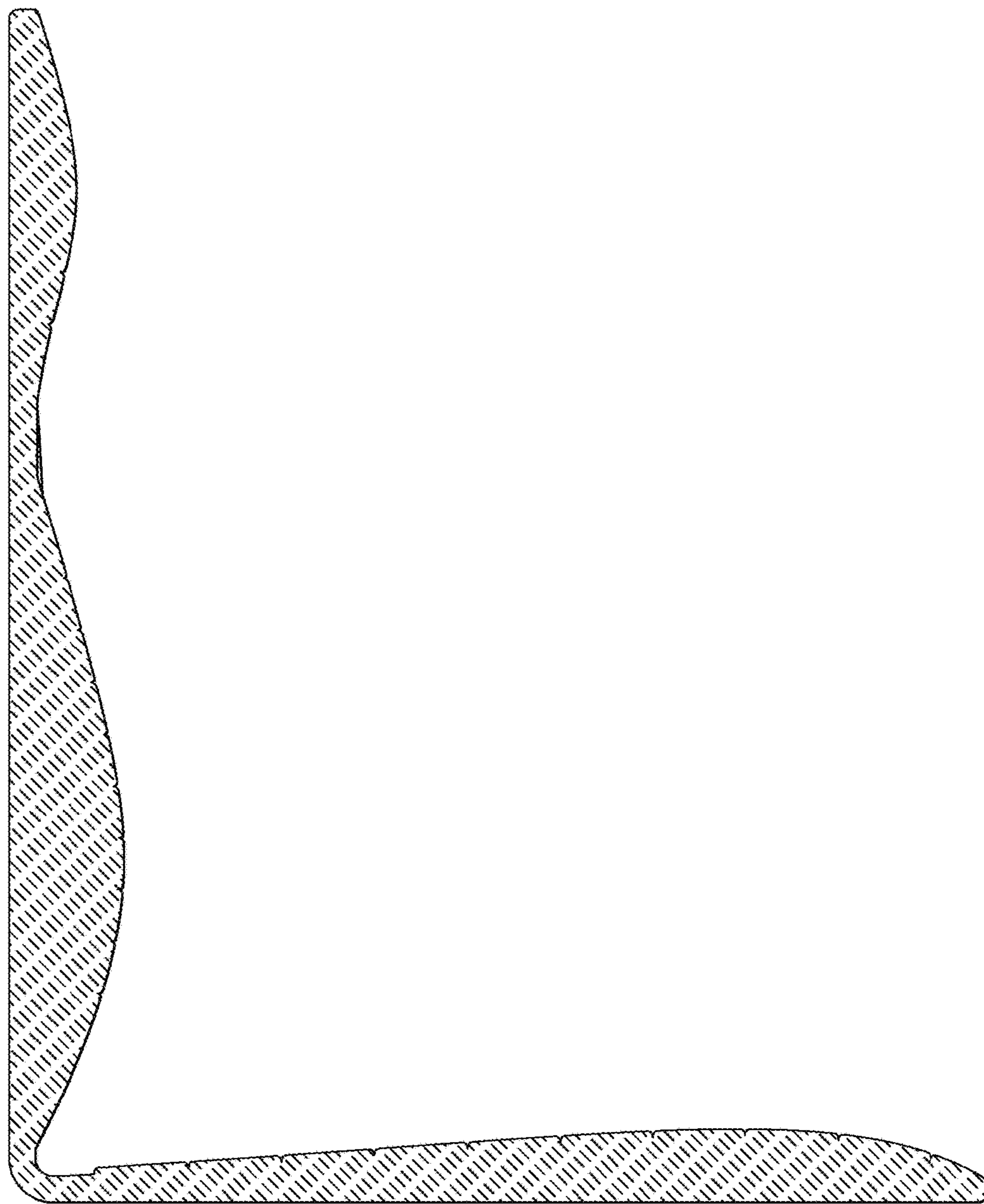


FIG. 7

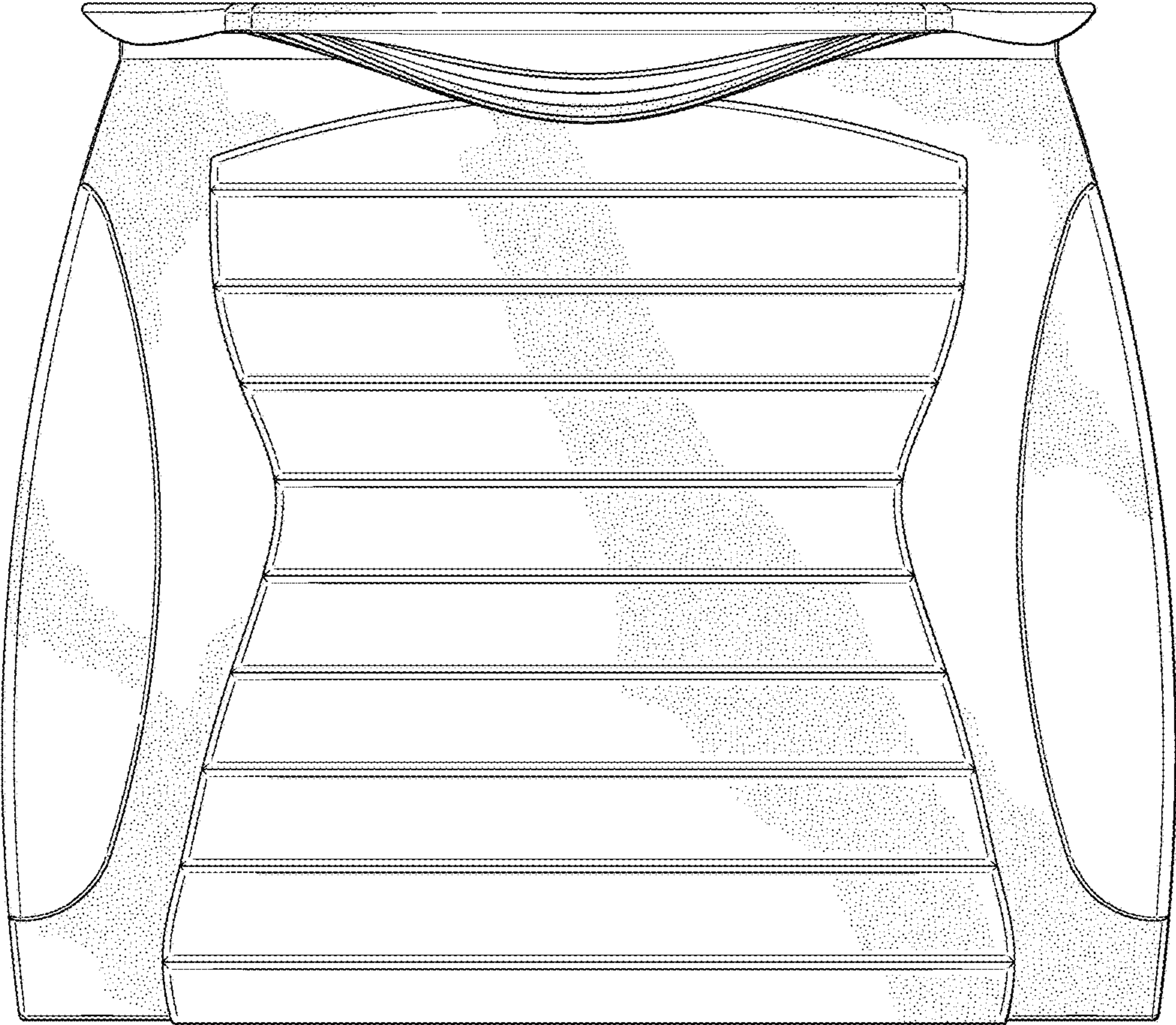


FIG. 8



FIG. 9