



US00D790251S

(12) **United States Design Patent** (10) **Patent No.:** **US D790,251 S**
Stokes (45) **Date of Patent:** **** Jun. 27, 2017**

(54) **SUPPORT CUSHION**
(71) Applicant: **Katherine Stokes**, Oakland, CA (US)
(72) Inventor: **Katherine Stokes**, Oakland, CA (US)
(**) Term: **15 Years**
(21) Appl. No.: **29/547,209**
(22) Filed: **Dec. 2, 2015**
(51) **LOC (10) Cl.** **06-09**
(52) **U.S. Cl.**
USPC **D6/597**
(58) **Field of Classification Search**
USPC D6/333, 349, 355, 375, 388, 512, 563,
D6/564, 595, 596, 601, 604, 611, 707,
D6/715, 716, 716.1; D24/183-185, 234;
D21/803, 804, 805, 809; 5/401, 420,
5/600, 630, 631, 632, 633, 635, 636, 638,
5/639, 646, 652, 652.1, 655, 703, 730;
297/1, 2, 4, 93, 180.11, 195.1, 195.11,
297/195.13, 393, 397, 452.12, 452.14,
297/452.15, 452.21, 452.24, 452.26,
297/452.48, 452.62, 482
CPC A47G 9/10; A47G 9/1009; A47G 9/1018;
A47G 9/1027; A47G 9/1036; A47G
9/1045; A47G 9/1063; A47G 9/1072;
A47G 9/1081; A47G 9/109; A47C 7/021;
A47C 27/00
See application file for complete search history.

(56) **References Cited**

U.S. PATENT DOCUMENTS

3,757,365 A * 9/1973 Kretchmer A47G 9/10
5/636
D287,075 S * 12/1986 Colin 4/547
4,829,613 A * 5/1989 Yon A61F 5/01
128/846
D318,440 S * 7/1991 Williams D11/133

D346,807 S * 5/1994 Ireland-Benitez D14/251
D414,367 S * 9/1999 Esseltine D6/597
D446,277 S * 8/2001 Tate D21/794
D465,958 S * 11/2002 Scansetti D6/601
D473,413 S * 4/2003 Huang D6/601
D479,937 S * 9/2003 Harrelson D6/601
D516,854 S * 3/2006 Emoff D6/599
D529,746 S * 10/2006 Soleymani D6/303
D579,678 S * 11/2008 Auberger D6/349
D610,386 S * 2/2010 Kamdar D6/599
D637,786 S * 5/2011 Anderson D1/112
D651,745 S * 1/2012 Carey D28/41
D702,059 S * 4/2014 Farace D6/601
D727,661 S * 4/2015 Blumenthal D6/601
D743,835 S * 11/2015 Chacon D11/133
D777,493 S * 1/2017 McNown D6/601

(Continued)

Primary Examiner — Eric Goodman
Assistant Examiner — Sanjeev Paul
(74) *Attorney, Agent, or Firm* — Nwamu, P.C.

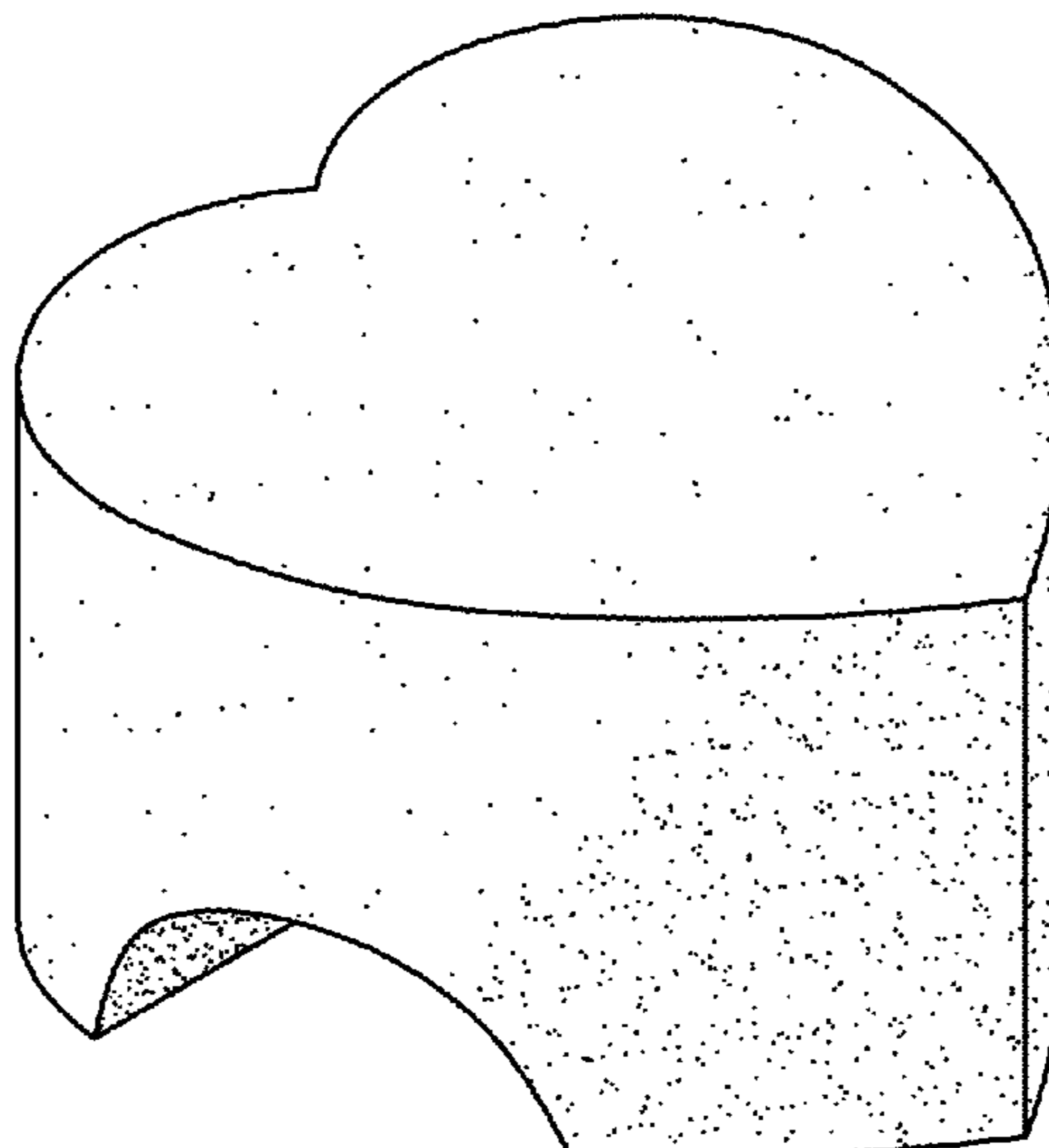
(57) **CLAIM**

An ornamental design for a support cushion, as shown and described.

DESCRIPTION

FIG. 1 is a perspective view of my new design for the support cushion;
FIG. 2 is a top plan view of my new design for the support cushion;
FIG. 3 is a bottom view of my new design for the support cushion;
FIG. 4 is a left side view of my new design for the support cushion;
FIG. 5 is a right side view of my new design for the support cushion;
FIG. 6 is back view of my new design for the support cushion; and,
FIG. 7 is a front view of my new design for the support cushion.

1 Claim, 2 Drawing Sheets



(56)

References Cited

U.S. PATENT DOCUMENTS

2010/0037395 A1* 2/2010 Heeter A47G 9/10
5/655

* cited by examiner

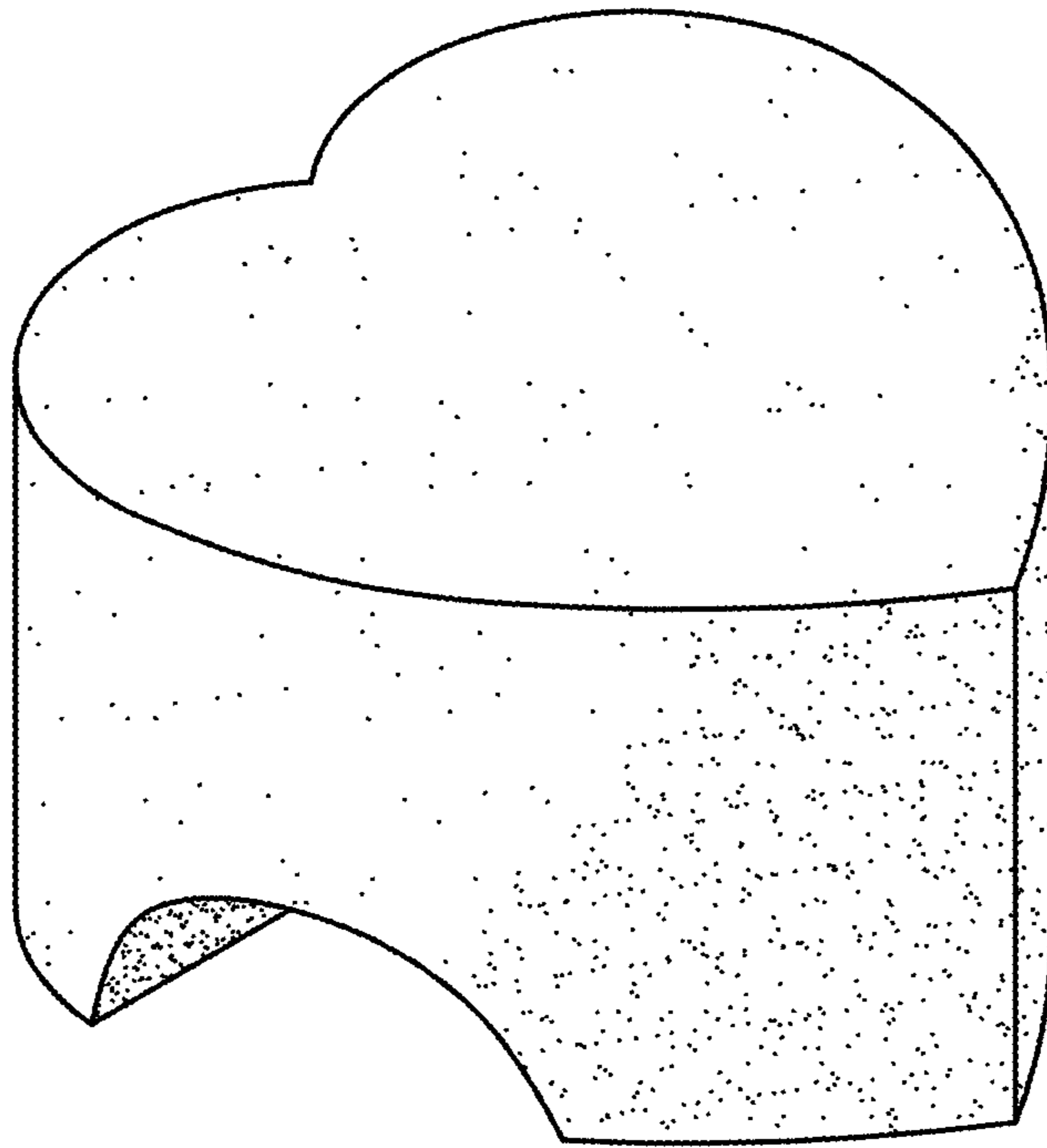


FIG. 1




FIG. 2

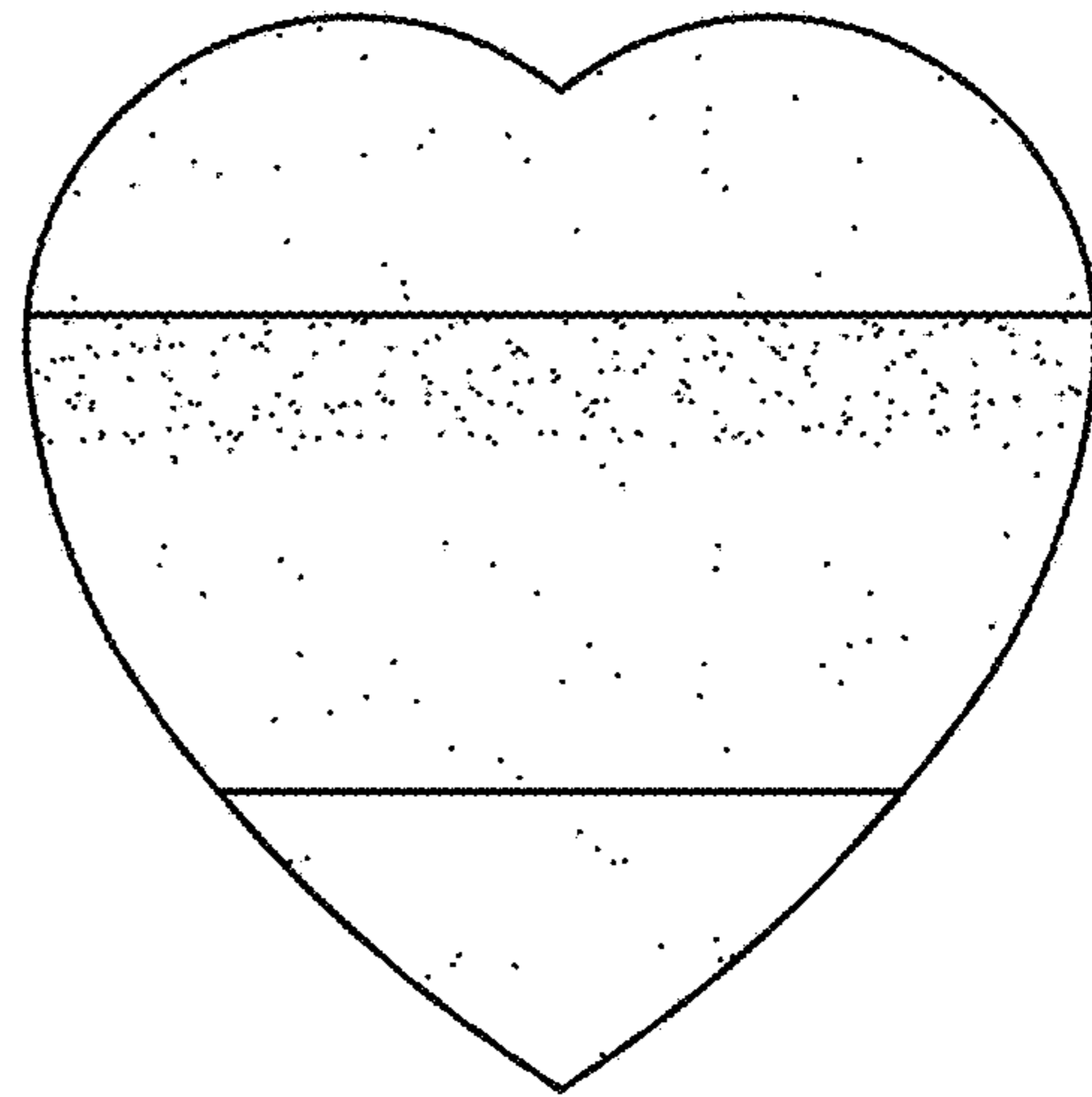


FIG. 3

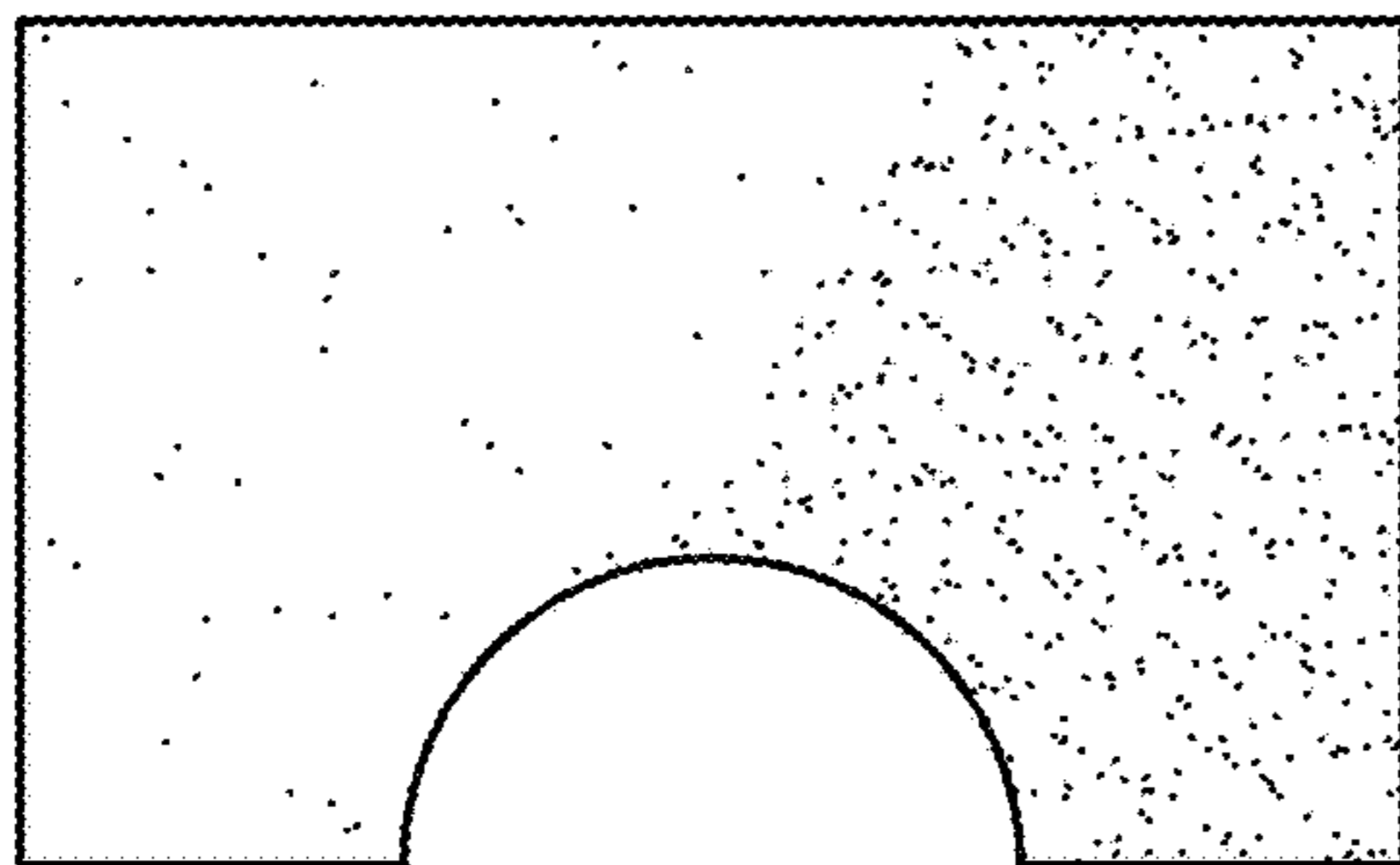


FIG. 4

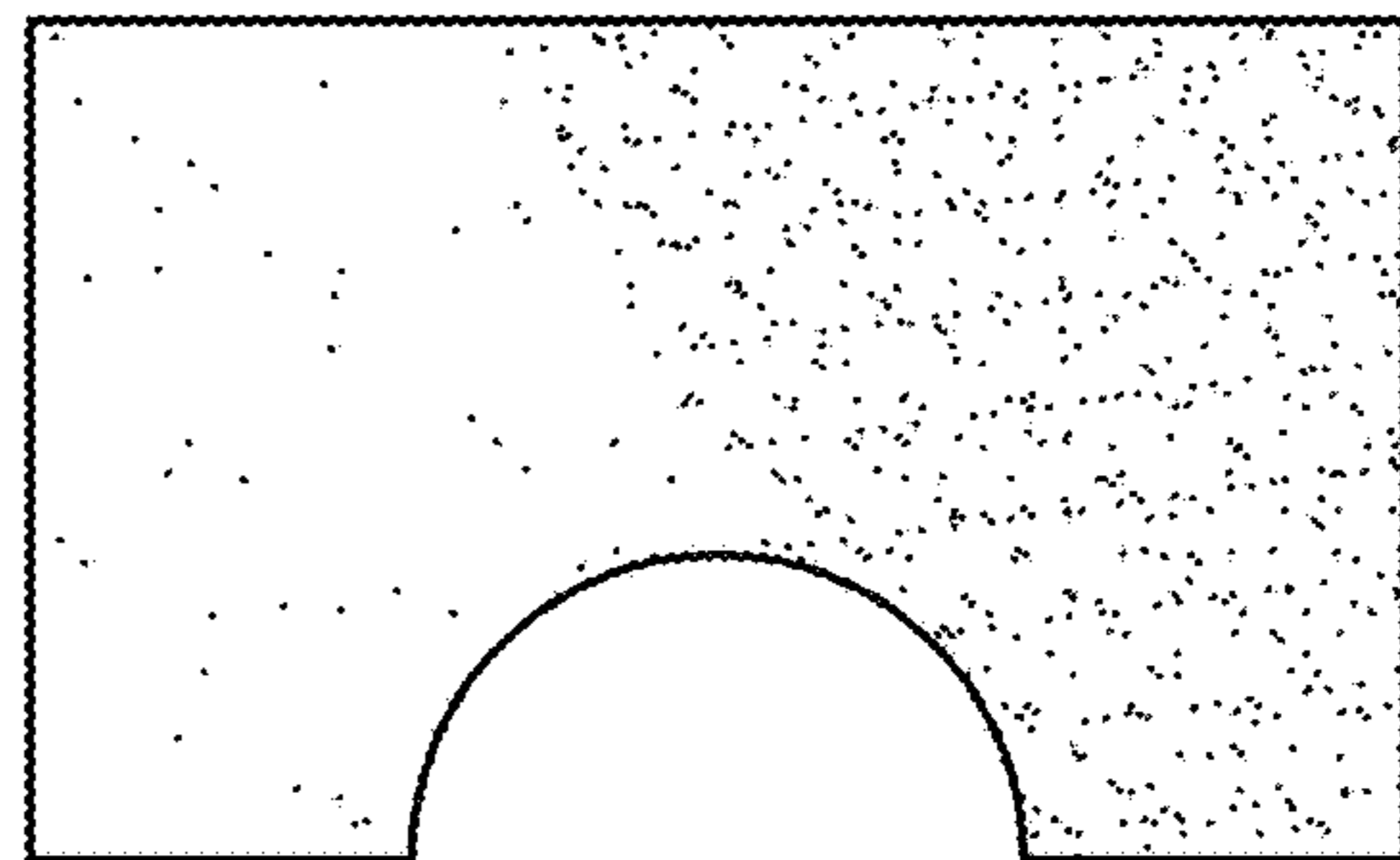


FIG. 5

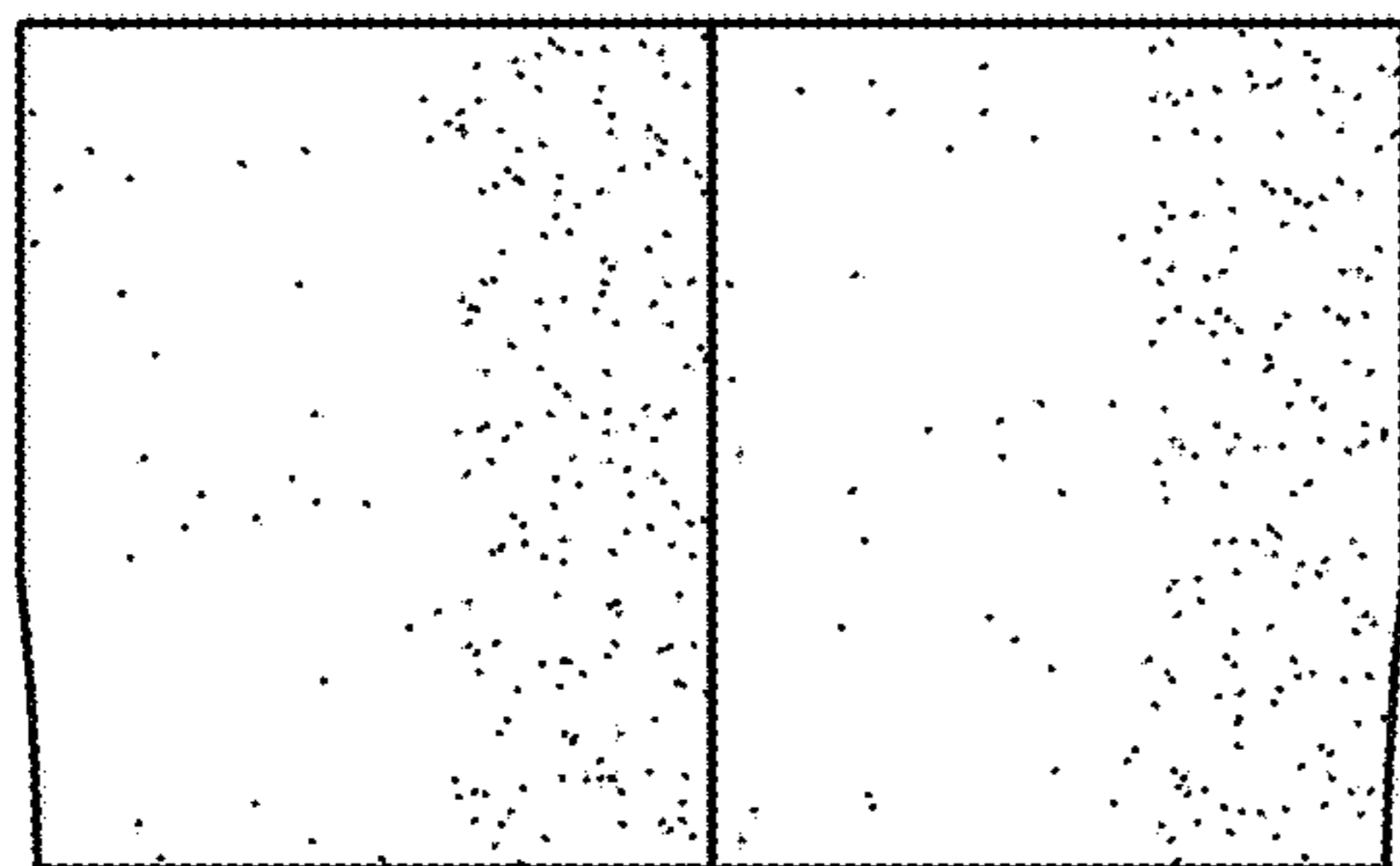


FIG. 6

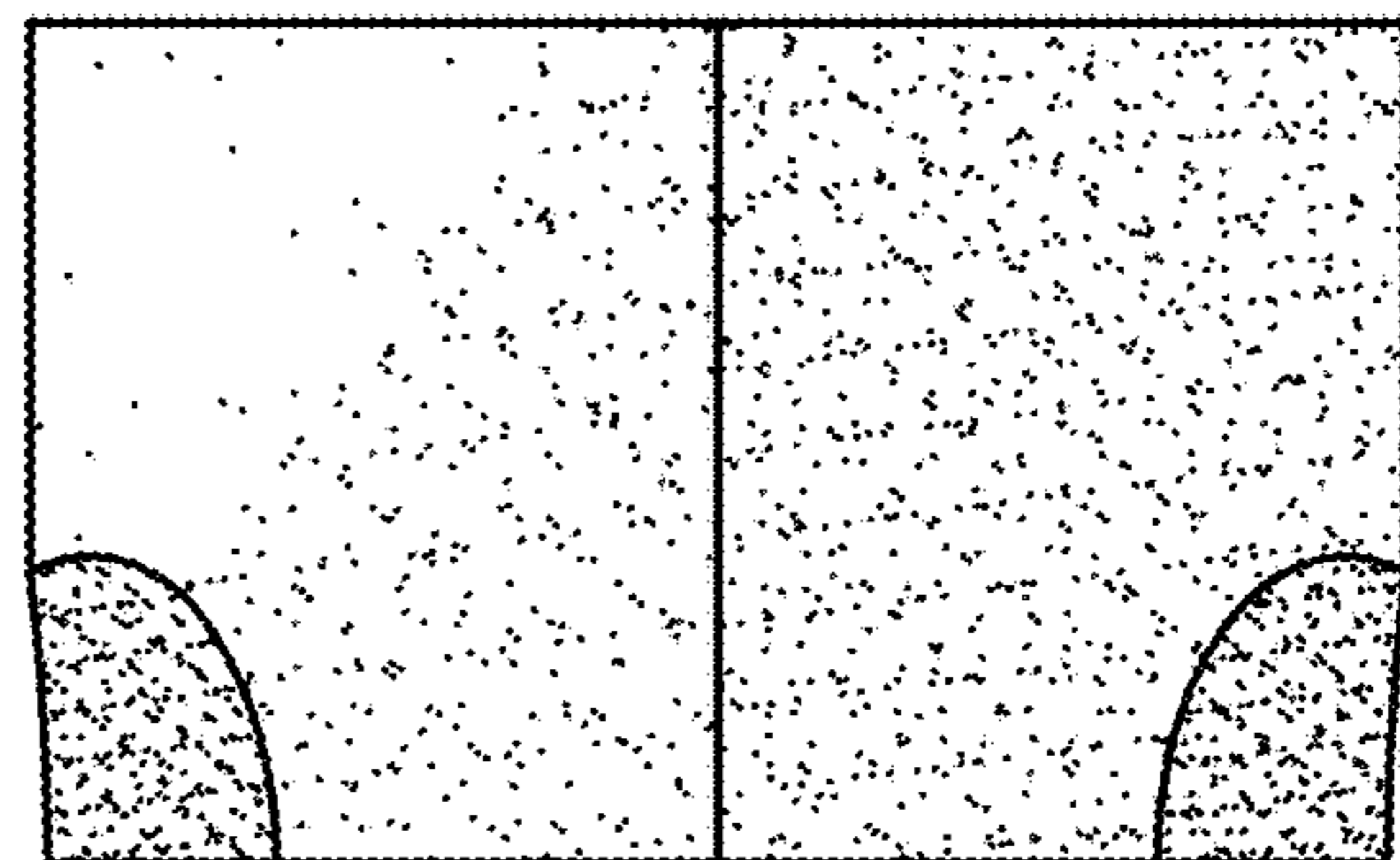


FIG. 7