



US00D790229S

(12) **United States Design Patent**
Park et al.

(10) **Patent No.:** **US D790,229 S**
(45) **Date of Patent:** **** Jun. 27, 2017**

- (54) **FABRIC**
- (71) Applicant: **HOJEON LIMITED**, Seoul (KR)
- (72) Inventors: **Young Chul Park**, Seoul (KR); **Soo Han Chae**, Seoul (KR)
- (73) Assignee: **HOJEON LIMITED**, Seoul (KR)
- (**) Term: **15 Years**
- (21) Appl. No.: **29/532,809**
- (22) Filed: **Jul. 10, 2015**
- (30) **Foreign Application Priority Data**
Jan. 28, 2015 (KR) 30-2015-0004616
- (51) **LOC (10) Cl.** **05-05**
- (52) **U.S. Cl.**
USPC **D5/99**
- (58) **Field of Classification Search**
USPC D5/1-4, 18, 30, 43, 47, 53, 55, 56, 60,
D5/63, 64, 99, 52; D19/1, 5; D20/27,
D20/28; D25/138, 150, 151, 156
CPC B44F 3/00; B44F 7/00; B44F 9/12; B44F
11/04; B31F 1/07; D03D 3/00; D03D
9/00; D06N 7/00; D21H 5/02; D21H
27/02
See application file for complete search history.

- (56) **References Cited**
U.S. PATENT DOCUMENTS
754,329 A * 3/1904 Milliken A47C 27/001
5/722
1,189,140 A * 6/1916 Lane B31F 1/07
428/154
D99,761 S * 5/1936 Perkins D5/47
D126,257 S * 4/1941 Sobel D5/47
2,250,261 A * 7/1941 Goldsmith D03D 3/00
139/387 R

- 2,596,547 A * 5/1952 Guest A47G 9/0207
5/485
- 2,998,829 A * 9/1961 Horowitz D03D 1/06
139/384 R
- 3,291,978 A * 12/1966 Marchhart F16S 3/00
362/354
- 3,389,534 A * 6/1968 Pendleton B31D 5/0073
206/484
- 3,505,695 A * 4/1970 Morris A47C 27/081
137/228
- D231,022 S * 3/1974 Thomas D5/53
- D234,097 S * 1/1975 Dugan D5/53
- 4,788,972 A * 12/1988 DeBusk A61F 5/01
2/DIG. 1
- 5,216,868 A * 6/1993 Cooper B65B 61/06
53/472
- 5,340,632 A * 8/1994 Chappuis B29C 49/0047
156/497
- D353,072 S * 12/1994 Cornell, Jr. D6/595
- D363,610 S * 10/1995 Saffran D5/53
- 5,620,096 A * 4/1997 Pozzo B65D 81/052
206/450
- D400,360 S * 11/1998 De Sole D5/23
- 5,942,076 A * 8/1999 Salerno B31D 5/0073
156/147

(Continued)

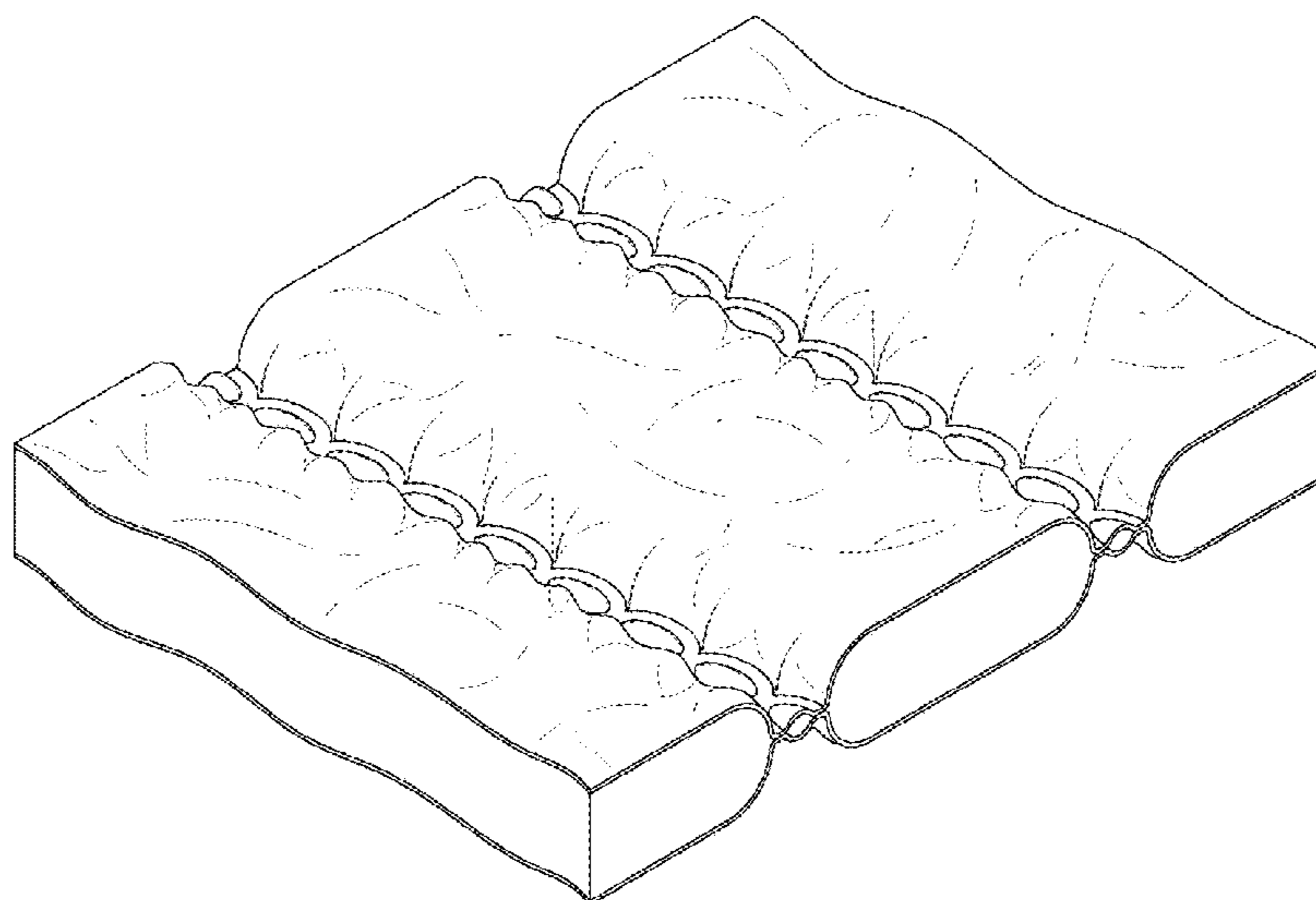
Primary Examiner — Karen S Acker
(74) *Attorney, Agent, or Firm* — Harness, Dickey & Pierce, P.L.C.

(57) **CLAIM**
The new ornamental design for a fabric, as shown and described.

DESCRIPTION

FIG. 1 is a perspective view of a fabric, showing our new design;
FIG. 2 is a top view thereof; and,
FIG. 3 is a cross-sectional view thereof, taken along the broken line in the direction of the line 3-3 indicated in FIG. 2.

1 Claim, 3 Drawing Sheets



(56)

References Cited

U.S. PATENT DOCUMENTS

RE36,501 E * 1/2000 Hoover B29C 66/439
156/147
6,610,390 B1 * 8/2003 Kauschke B32B 5/26
428/198
D480,971 S * 10/2003 DeLuca D9/456
D599,118 S * 9/2009 Perkins D5/53
8,038,348 B2 * 10/2011 Lerner B29C 49/58
206/522
8,061,110 B2 * 11/2011 Wetsch B31D 5/0073
53/403
D720,617 S * 1/2015 Wehrmann D9/456
2002/0108351 A1 * 8/2002 Sperry B31D 5/0073
53/403
2006/0048659 A1 * 3/2006 Colson B32B 3/16
101/272
2006/0228527 A1 * 10/2006 Tanaka B32B 3/12
428/178
2013/0248398 A1 * 9/2013 Harada A61F 13/15747
206/440
2014/0370230 A1 * 12/2014 Chien A41D 27/00
428/101

* cited by examiner

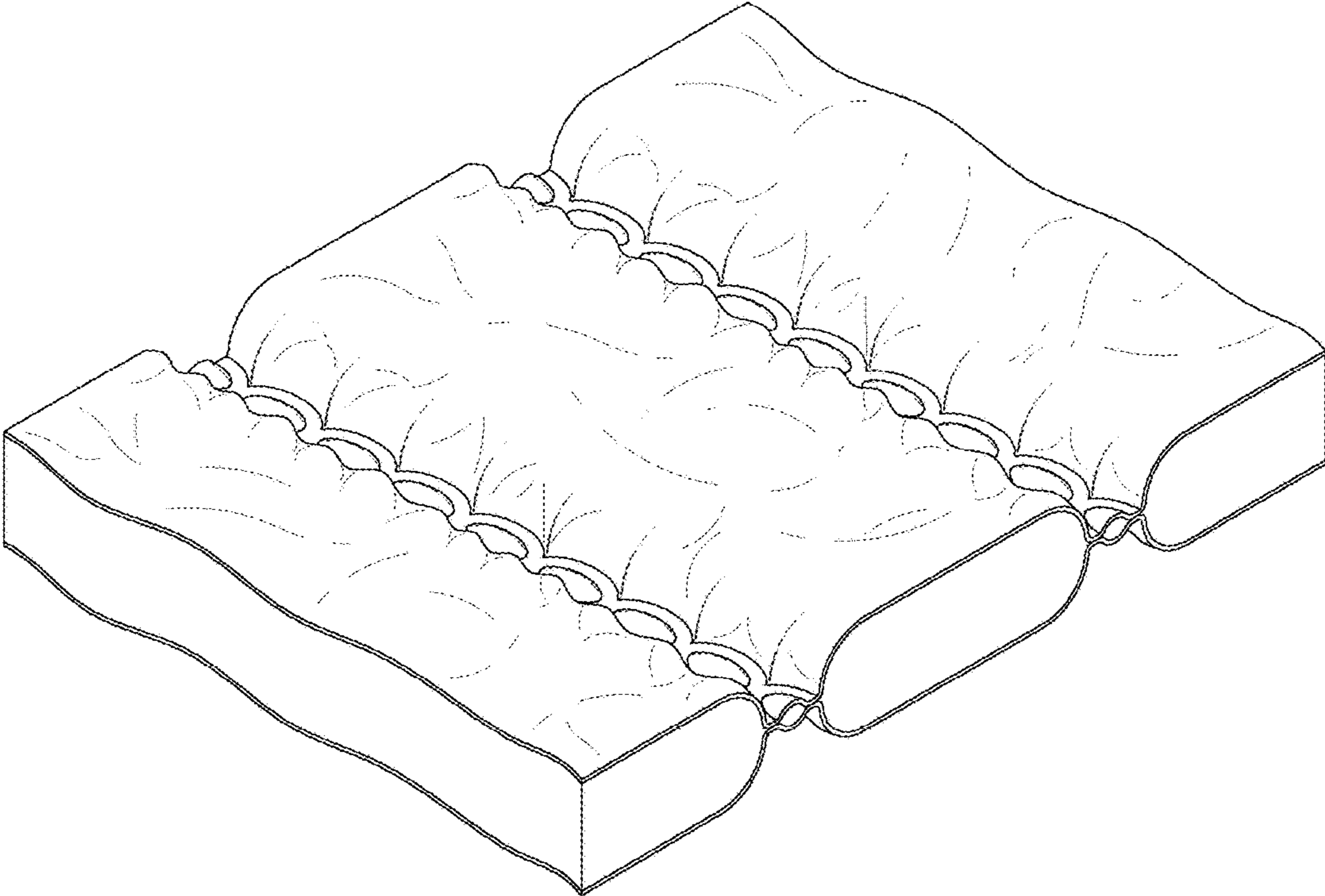


FIG. 1




FIG. 2




FIG. 3