

US00D790226S

(12) **United States Design Patent**
Grant et al.

(10) **Patent No.:** **US D790,226 S**
(45) **Date of Patent:** **** Jun. 27, 2017**

(54) **FACIAL DRY BRUSH**
(71) Applicant: **ELC Management LLC**, Melville, NY (US)
(72) Inventors: **Shannon Grant**, Minneapolis, MN (US); **Helga Hefner**, Edina, MN (US); **E. Althea Knight**, Edina, MN (US); **Robert Theisen**, St. Louis Park, MN (US); **Justina Mejia-Montane**, Clifton, NJ (US)

6,474,268 B1 * 11/2002 Suchowski A01K 15/026
119/707
D466,695 S * 12/2002 Chen D24/211
D480,217 S * 10/2003 Mink A46B 9/028
D4/127
D480,218 S * 10/2003 Mink D4/135
D512,225 S * 12/2005 Chien D4/120
D528,736 S * 9/2006 Koenig D1/125
D584,477 S * 1/2009 Caudill D1/125
D590,127 S * 4/2009 Caudill D1/125
D599,116 S * 9/2009 Dumler D4/135
D603,610 S * 11/2009 Dumler D4/135

(Continued)

(73) Assignee: **ELC Management LLC**, Melville, NY (US)

FOREIGN PATENT DOCUMENTS

(**) Term: **15 Years**

AU 108545 8/1990
CN 302785195 * 4/2014

(Continued)

(21) Appl. No.: **29/561,675**

Primary Examiner — Karen E Eldridge Powers
(74) *Attorney, Agent, or Firm* — Idris N. McKelvey

(22) Filed: **Apr. 19, 2016**

(51) **LOC (10) Cl.** **04-02**

(52) **U.S. Cl.**

USPC **D4/136**

(58) **Field of Classification Search**

USPC D4/114, 121, 127, 130, 132, 133, 134,
D4/135, 136, 138, 199; D18/15;
D24/133; D28/7, 56, 63; D32/40, 41, 42
CPC A01K 15/025; A46B 3/02; A46B 5/02;
A46B 9/02; A46B 9/021; A46B 9/12;
A46B 2200/1018; A46B 2200/1033;
A46B 2200/1046; A46B 2200/205

See application file for complete search history.

(57) **CLAIM**

The ornamental design for a facial dry brush, substantially as shown and described.

DESCRIPTION

FIG. 1 is a perspective view of my new design for a facial dry brush, the opposite side perspective view being a mirror image thereof;

FIG. 2 is a right side elevation view of the facial dry brush shown in FIG. 1, the left side elevation view being a mirror image thereof;

FIG. 3 is a front elevation view of the facial dry brush shown in FIG. 1, the back elevation view being a mirror image thereof;

FIG. 4 is a top plan view of the facial dry brush shown in FIG. 1; and,


FIG. 5 is a bottom plan view of the facial dry brush shown in FIG. 1.

(56) **References Cited**

U.S. PATENT DOCUMENTS

D17,383 S 6/1887 Thompson
D17,404 S 6/1887 Grosjean
D96,436 S 7/1935 Wewetzer
D248,421 S * 7/1978 Berman D28/8.1
D442,369 S 5/2001 Damiano
D458,031 S 6/2002 Park

1 Claim, 2 Drawing Sheets



(56)

References Cited

U.S. PATENT DOCUMENTS

8,104,132 B2 * 1/2012 Mink A45D 40/262
15/160
D677,059 S 3/2013 Floyd et al.
D697,314 S 1/2014 Tronconi et al.
D706,542 S 6/2014 Lavigne
2004/0003478 A1 * 1/2004 Mink A46B 9/028
15/160

FOREIGN PATENT DOCUMENTS

CN 303706187 * 6/2016
EM 001901224-0008 8/2011
EM 002670489-0001 3/2015
EM 001442362-0001 11/2015
EM 002910968-0011 12/2015
JP D1342272 9/2008
JP D1371287 9/2009
JP D1541924 12/2015
KR 300626014.0001 2/2012
KR 300759826.0000 * 9/2014
KR 300778256.0000 12/2014
RU 00056449 3/2005

* cited by examiner

FIG. 1

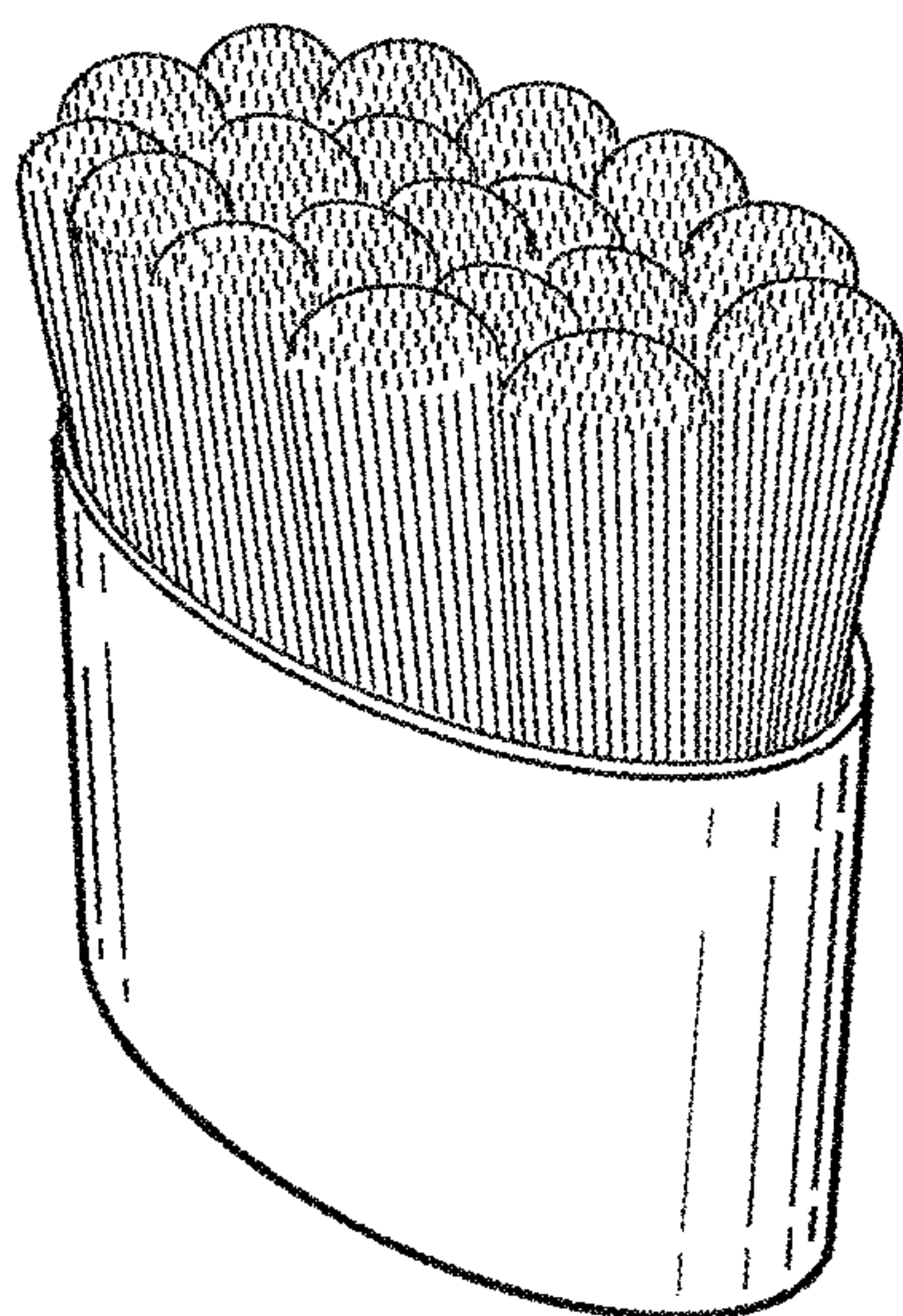


FIG. 2

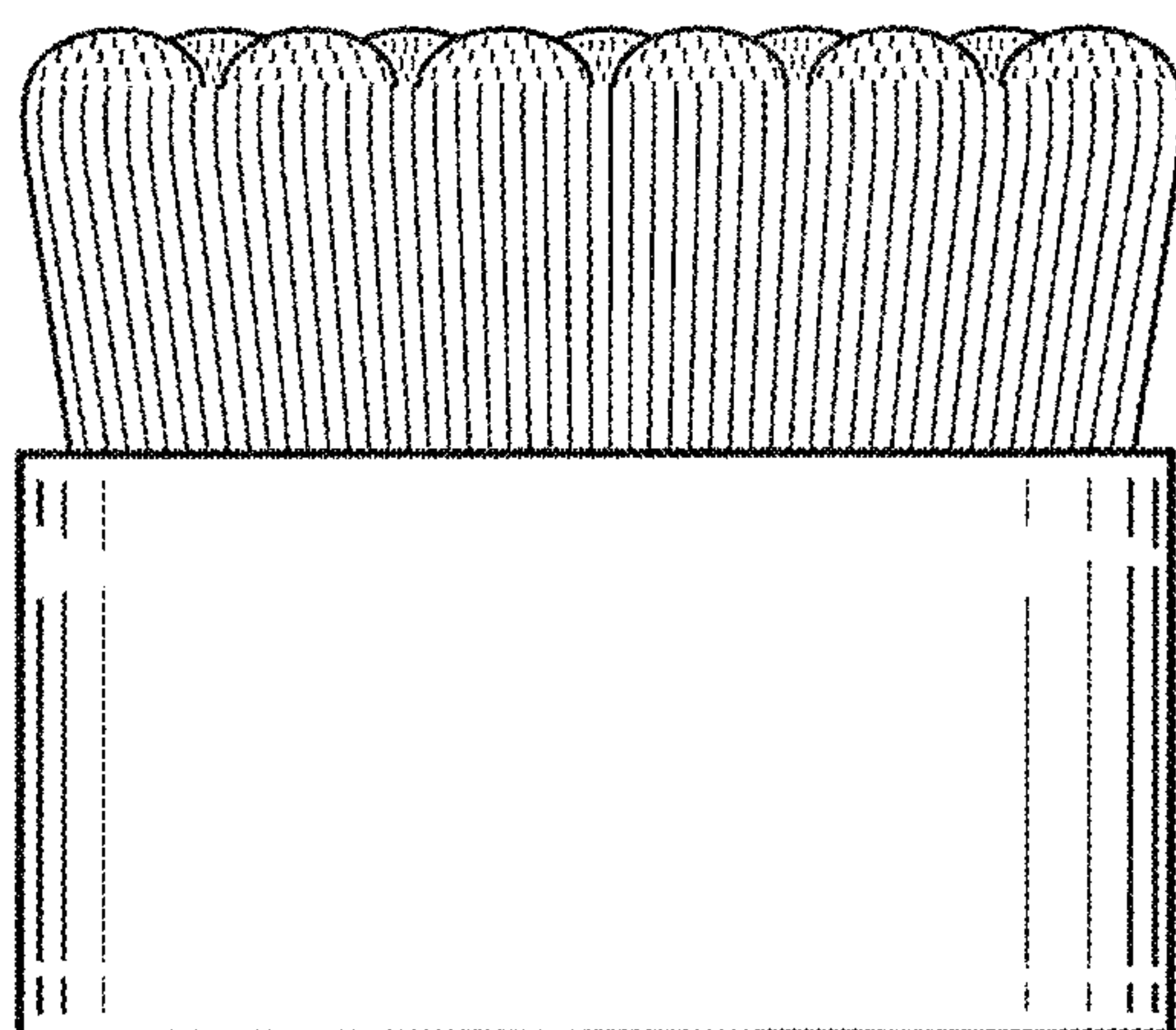


FIG. 3

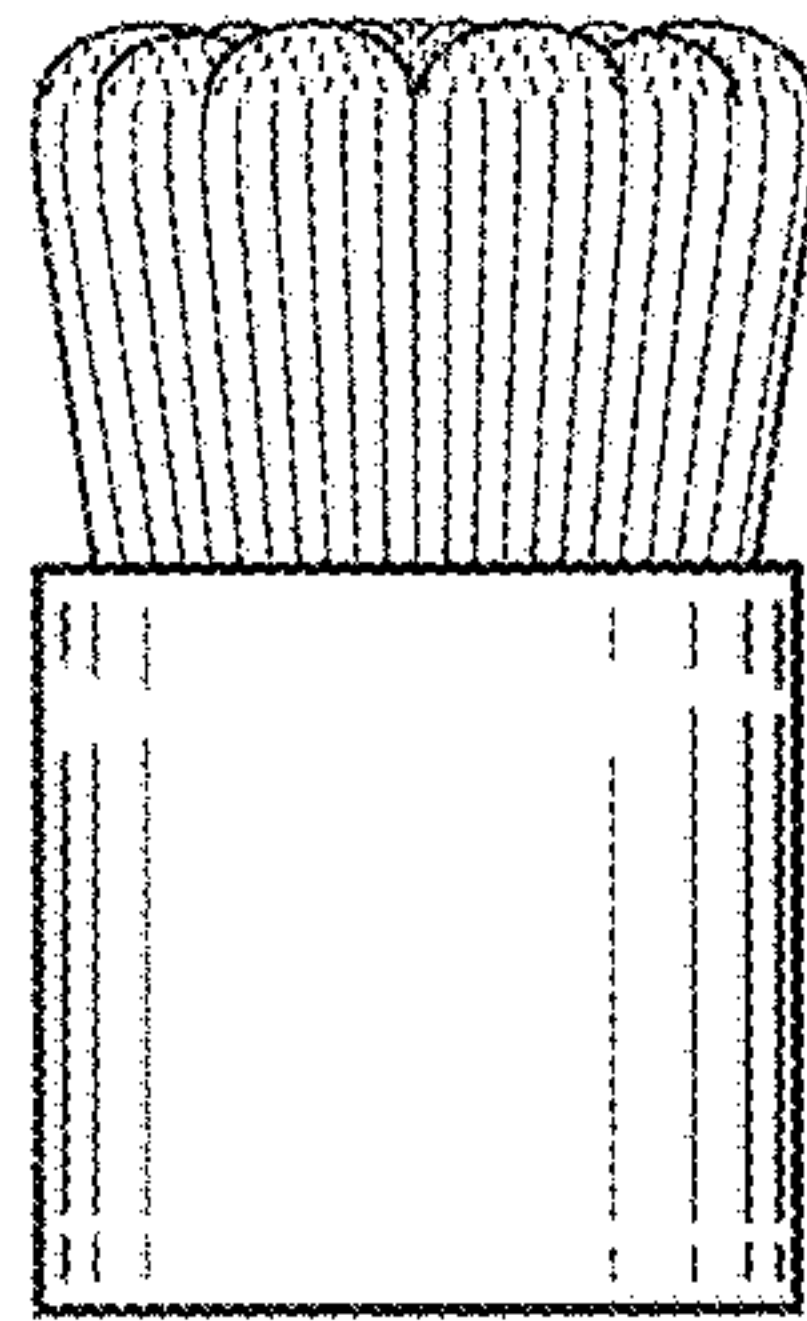


FIG. 4

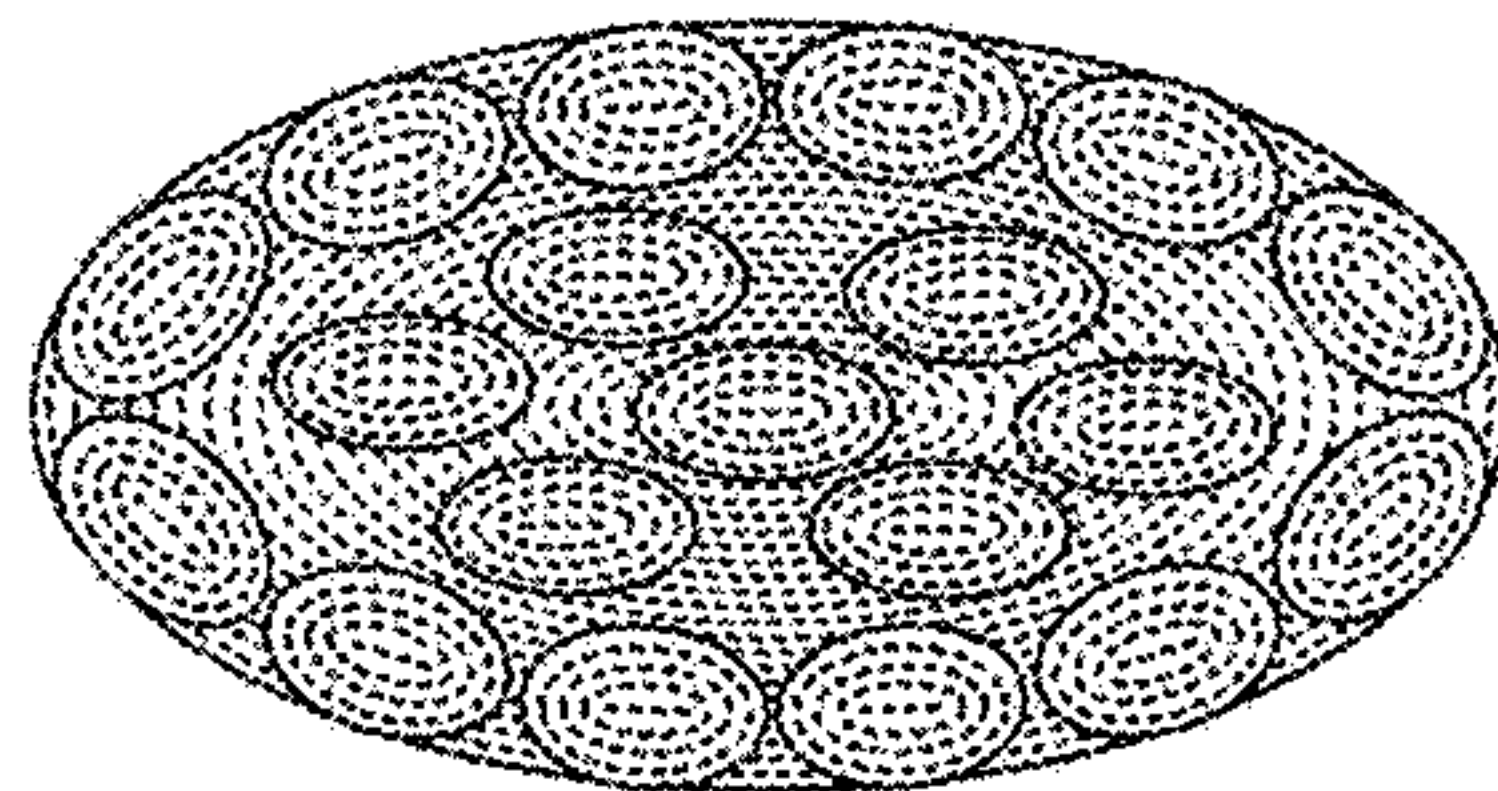


FIG. 5

