



US00D790222S

(12) **United States Design Patent** (10) **Patent No.:** **US D790,222 S**
Wolak et al. (45) **Date of Patent:** **** *Jun. 27, 2017**

(54) **POCKET INSERT**

D717,039 S * 11/2014 Sassi D3/232

(71) Applicant: **SorellaBella Designs**, San Dimas, CA (US)

* cited by examiner

(72) Inventors: **Dawna Wolak**, San Dimas, CA (US);
JoAnn Wolak, San Dimas, CA (US)

Primary Examiner — Holly Baynham
(74) *Attorney, Agent, or Firm* — The Law Office of Austin Bonderer, PC; Austin Bonderer

(*) Notice: This patent is subject to a terminal disclaimer.

(57) **CLAIM**

(**) Term: **15 Years**

The ornamental design for a pocket insert device, as shown and described.

(21) Appl. No.: **29/533,390**

(22) Filed: **Jul. 16, 2015**

DESCRIPTION

(51) **LOC (10) Cl.** **03-01**

(52) **U.S. Cl.**
USPC **D3/326**

(58) **Field of Classification Search**
USPC D3/303, 326
CPC ... G09F 3/08; G09F 3/18; A45C 13/00; A45C 13/26; A45C 5/00

FIG. 1 is a top auxiliary view of an embodiment of the pocket protector showing my new design; FIG. 2 is a front side plan view thereof; FIG. 3 is a rear side plan view thereof; FIG. 4 is a first side plan view thereof; FIG. 5 is a second side plan view thereof; FIG. 6 is a top plan view thereof; and, FIG. 7 is a bottom plan view thereof.

See application file for complete search history.

The broken lines showing of portions of the pocket insert are for the purpose of illustrating environmental structure and form no part of the claimed design.

(56) **References Cited**

U.S. PATENT DOCUMENTS

D681,946 S * 5/2013 Delin D3/232

1 Claim, 6 Drawing Sheets






FIG. 1



FIG. 2



FIG. 3




FIG. 4




FIG. 5

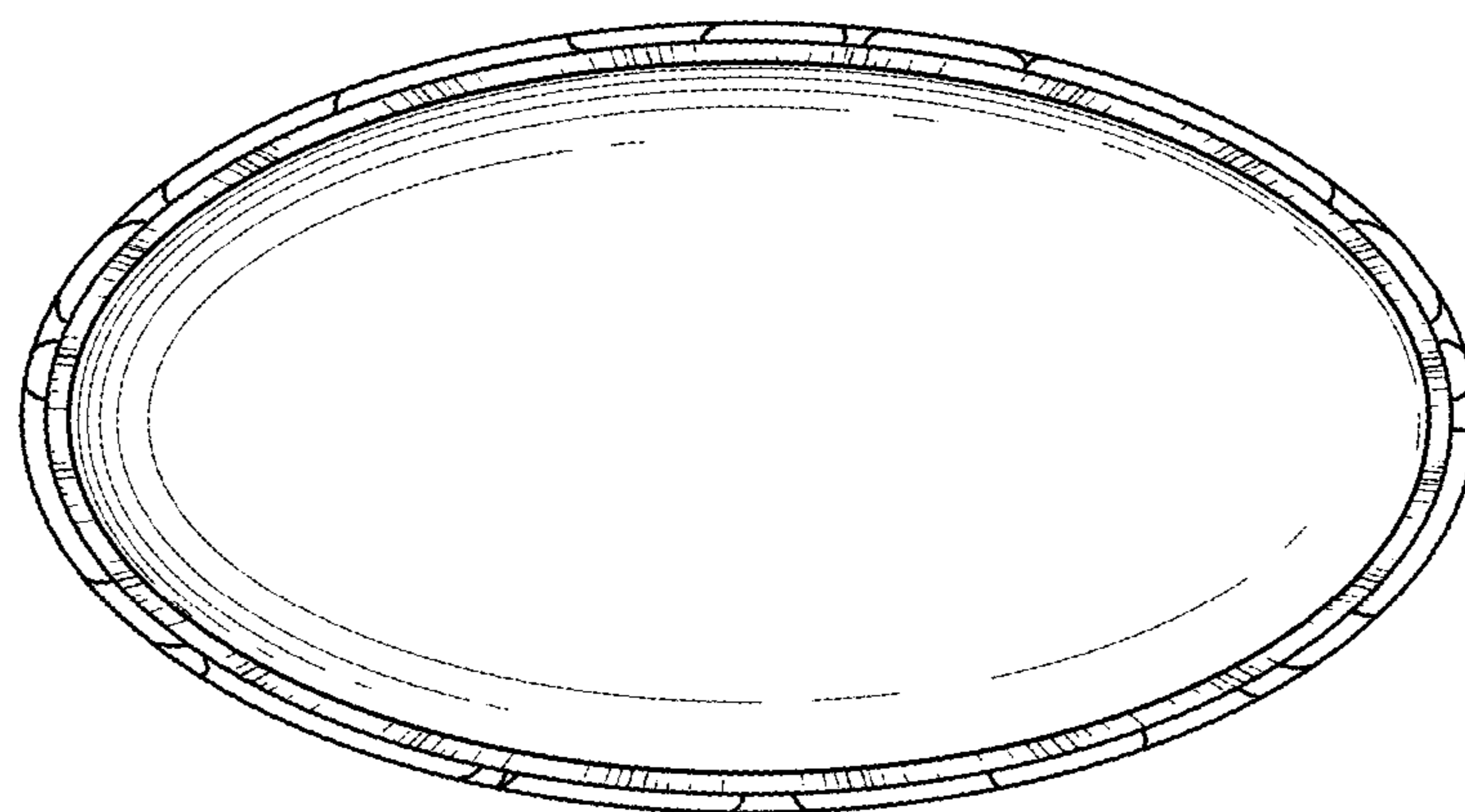


FIG. 6




FIG. 7