



US00D790220S

(12) **United States Design Patent** (10) **Patent No.:** **US D790,220 S**
Barenbrug (45) **Date of Patent:** **** Jun. 27, 2017**

- (54) **SUITCASE**
- (71) Applicant: **Royalty Bugaboo GmbH**, Zug (CH)
- (72) Inventor: **Max Barenbrug**, Amsterdam (NL)
- (73) Assignee: **ROYALTY BUGABOO GMBH**, Zug (CH)
- (**) Term: **15 Years**
- (21) Appl. No.: **29/530,935**
- (22) Filed: **Jun. 22, 2015**

D438,005 S *	2/2001	Tiramani	D3/273
D462,169 S *	9/2002	Giovanni	D3/279
D468,528 S *	1/2003	Tornell	D3/255
D479,651 S *	9/2003	Shen	D3/279
D491,359 S *	6/2004	Oh	D3/217
D603,163 S *	11/2009	Van Himbeek	D3/279
D644,436 S *	9/2011	Buller	D3/279
D675,017 S *	1/2013	Van Overbeke	D3/273
D690,510 S *	10/2013	Fux	D3/270
D730,050 S *	5/2015	Hogan	D3/279
D743,168 S *	11/2015	Niu	D3/279
2012/0013104 A1 *	1/2012	Geva	B62B 3/027 280/651
2013/0292220 A1 *	11/2013	Kerley	A45C 5/03 190/108
2014/0131964 A1 *	5/2014	Farrelly	A45C 5/14 280/79.2

Related U.S. Application Data

- (63) Continuation-in-part of application No. 29/481,658, filed on Feb. 7, 2014, now abandoned, and a continuation-in-part of application No. 29/525,873, filed on May 4, 2015, now Pat. No. Des. 779,823.
- (51) **LOC (10) Cl.** **03-01**
- (52) **U.S. Cl.**
USPC **D3/281; D3/284**
- (58) **Field of Classification Search**
USPC D3/272, 273, 276, 279, 281, 282, 284,
D3/285, 283, 289, 291, 294, 295, 301,
D3/231
CPC A45C 5/00; A45C 2003/008; A45C 5/03;
A45C 5/06; A45C 5/14; A45C 2005/032;
A45C 2005/035; A45C 2005/037; A45C
13/1084; A45C 13/385
See application file for complete search history.

(56) **References Cited**

U.S. PATENT DOCUMENTS

D422,409 S *	4/2000	Klenner	D3/276
D425,301 S *	5/2000	Sagol	D3/276
D428,698 S *	8/2000	Cheng	D3/276

(Continued)

Primary Examiner — Jennifer Rivard

Assistant Examiner — April Rivas

(74) *Attorney, Agent, or Firm* — Charles T. J. Weigell, Esq.; Fross Zelnick Lehrmann & Zissu, P.C.

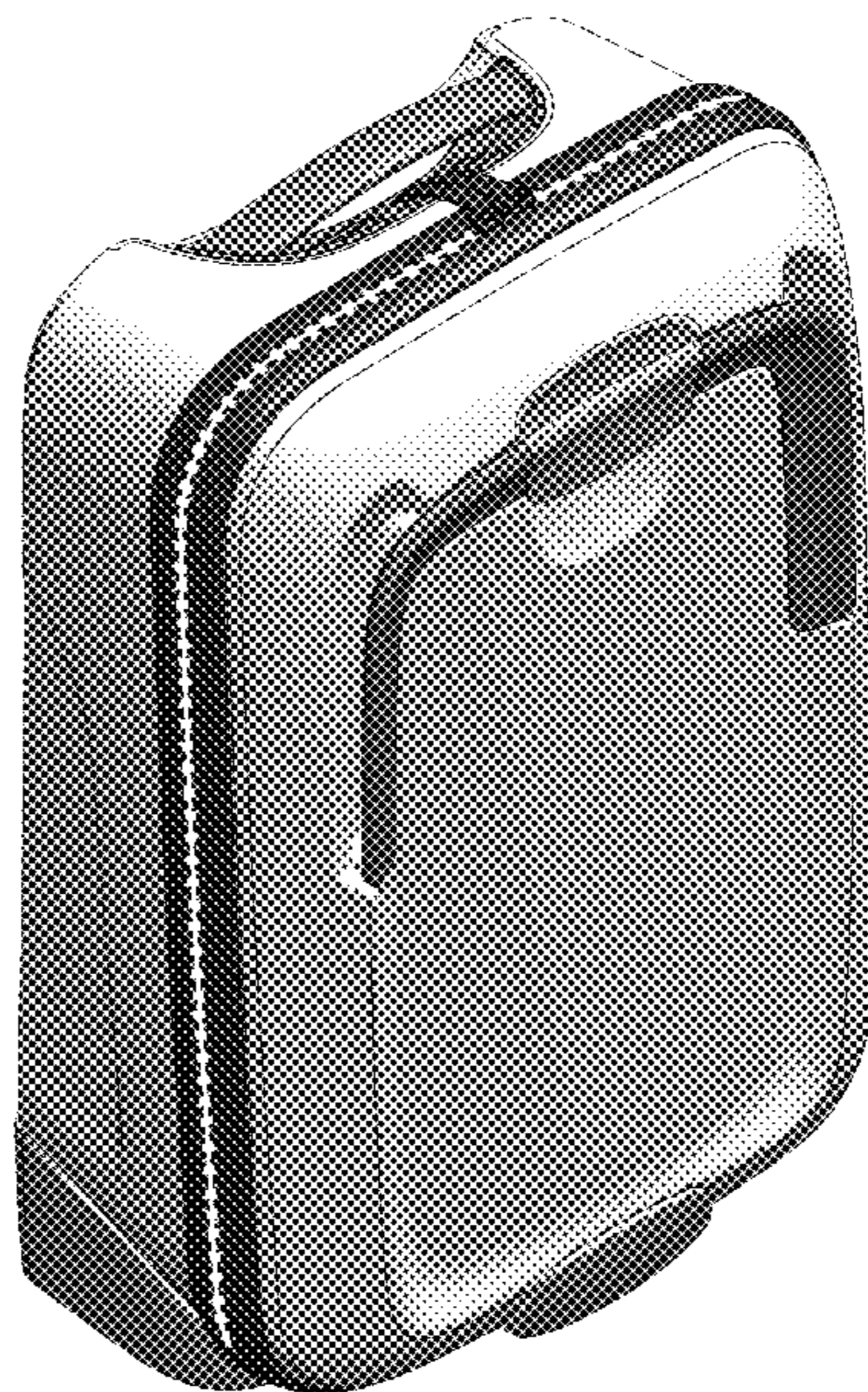
(57) **CLAIM**

The ornamental design for a suitcase, as shown and described.

DESCRIPTION

FIG. 1. is a front perspective view of a suitcase showing my new design;
 FIG. 2. is a front view of the suitcase shown in FIG. 1;
 FIG. 3. is a rear view of the suitcase shown in FIG. 1;
 FIG. 4. is a left side view of the suitcase shown in FIG. 1;
 FIG. 5. is a right side view of the suitcase shown in FIG. 1;
 FIG. 6. is a top view of the suitcase shown in FIG. 1; and,
 FIG. 7. is a bottom view of the suitcase shown in FIG. 1.
 The broken lines illustrate the bounds of the suitcase and form no part of the claimed design.

1 Claim, 7 Drawing Sheets



(56)

References Cited

U.S. PATENT DOCUMENTS

2014/0283335 A1* 9/2014 Meersschaert A45C 5/14
16/46
2014/0353104 A1* 12/2014 Sheikh A45C 5/06
190/119

* cited by examiner



FIG. 1



FIG. 2



FIG. 3




FIG. 4




FIG. 5

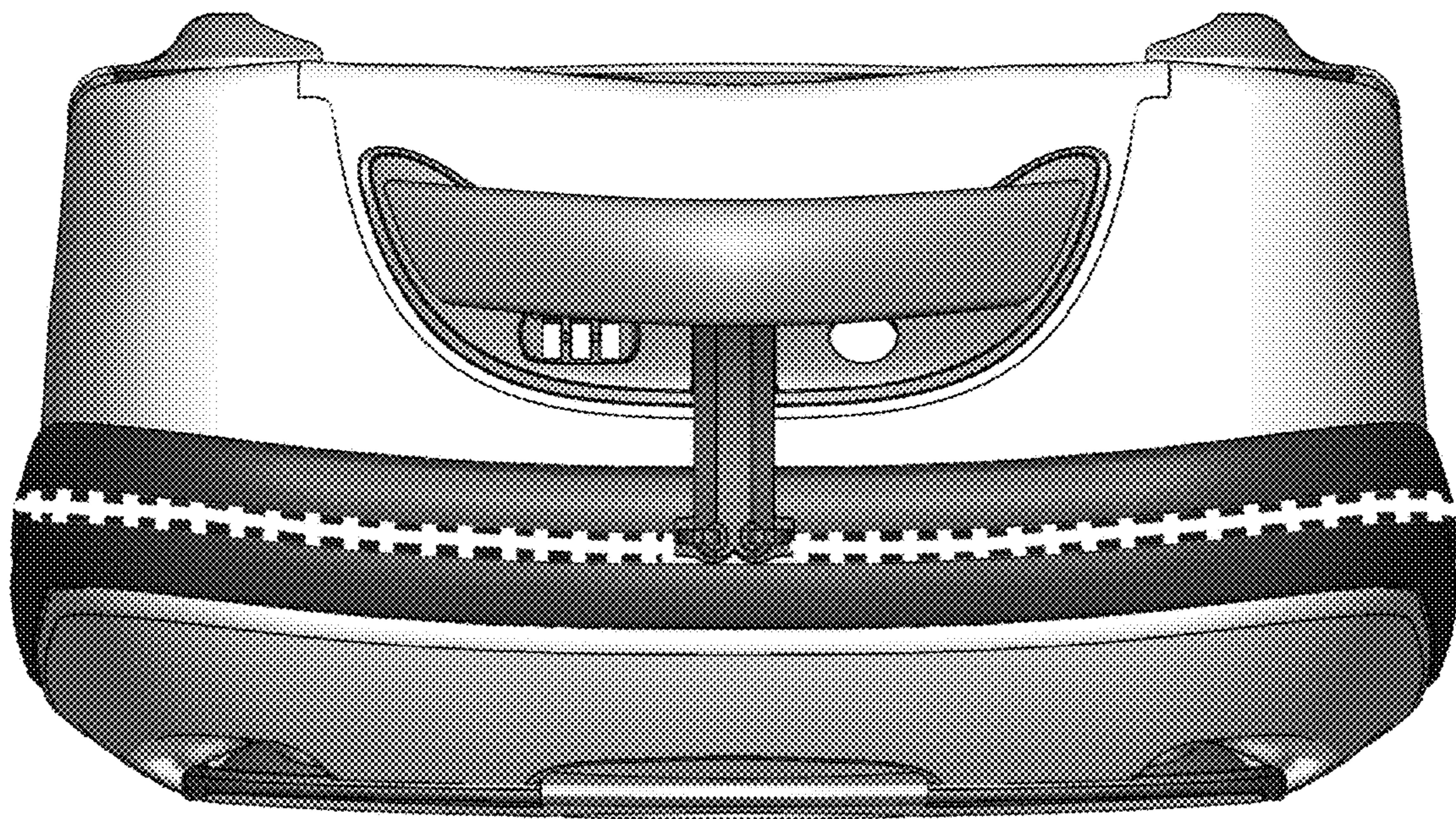


FIG. 6

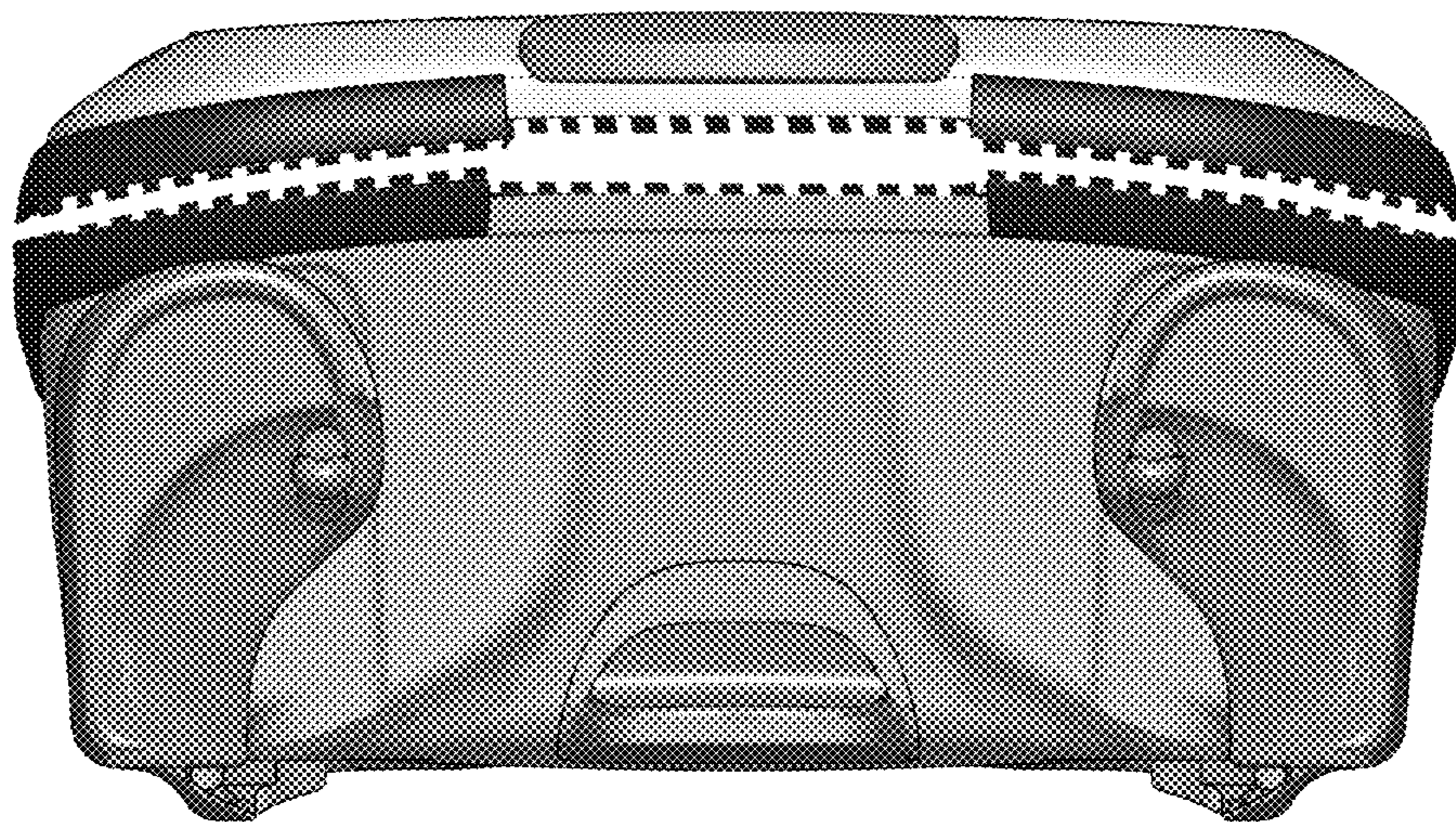


FIG. 7