



US00D790213S

(12) **United States Design Patent**
O'Driscoll

(10) **Patent No.:** **US D790,213 S**
(45) **Date of Patent:** **** Jun. 27, 2017**

- (54) **HOLSTER BELT**
- (71) Applicant: **Erin L. O'Driscoll**, Kennesaw, GA (US)
- (72) Inventor: **Erin L. O'Driscoll**, Kennesaw, GA (US)
- (**) Term: **14 Years**
- (21) Appl. No.: **29/523,952**
- (22) Filed: **Apr. 15, 2015**
- (51) **LOC (10) Cl.** **03-01**
- (52) **U.S. Cl.**
USPC **D3/224**
- (58) **Field of Classification Search**
USPC D3/222-223, 224, 226; 224/665, 682, 224/901.4, 901.8, 219, 222, 238, 240, 224/578, 911
CPC A45F 5/00
See application file for complete search history.

(56) **References Cited**

U.S. PATENT DOCUMENTS

D166,433 S *	4/1952	Weitzman	D3/223
D360,073 S *	7/1995	Schrader	D3/226
5,465,429 A	11/1995	Rogers et al.		
5,630,535 A	5/1997	Valenti		
D384,809 S	10/1997	Siaki		
5,832,536 A	11/1998	Kramer		
6,695,186 B2	2/2004	Madarang		
6,913,176 B1 *	7/2005	Buscemi	A45F 5/00 224/665
D515,312 S	2/2006	Clark		
7,258,259 B1	8/2007	Owens		
7,631,368 B1	12/2009	Samson		
D658,364 S	5/2012	Davis et al.		
D675,818 S *	2/2013	Jenkins	D3/223
D710,089 S	8/2014	Lively		
2012/0187164 A1	7/2012	Looper et al.		

- 2013/0098956 A1 4/2013 Pylypiak
- 2014/0097216 A1 4/2014 Rogers
- 2014/0158734 A1 6/2014 Bickert et al.

OTHER PUBLICATIONS

<http://concealedcarrywear.com/shop/holsters-deep-cover/ventilated-elastic-universal-body-wrap-2-gun-holster-4/> (Dec. 25, 2013).
http://www.cheaperthandirt.com/Search.aspx?site=All%20Products&num=15&q=bellyband&fgb=t&utm_source=blog&utm_medium=social&utm_content=swiley&utm_campaign=20141113-womensconcealedcarryfiveholstersthatwork-bellybandholsters (Aug. 14, 2104).
<http://thunderwear.com/holsters.asp> (Mar. 29, 2004).

* cited by examiner

Primary Examiner — Catheri Oliver-Garcia
 (74) *Attorney, Agent, or Firm* — Robert C. Montgomery; Montgomery Patent & Design

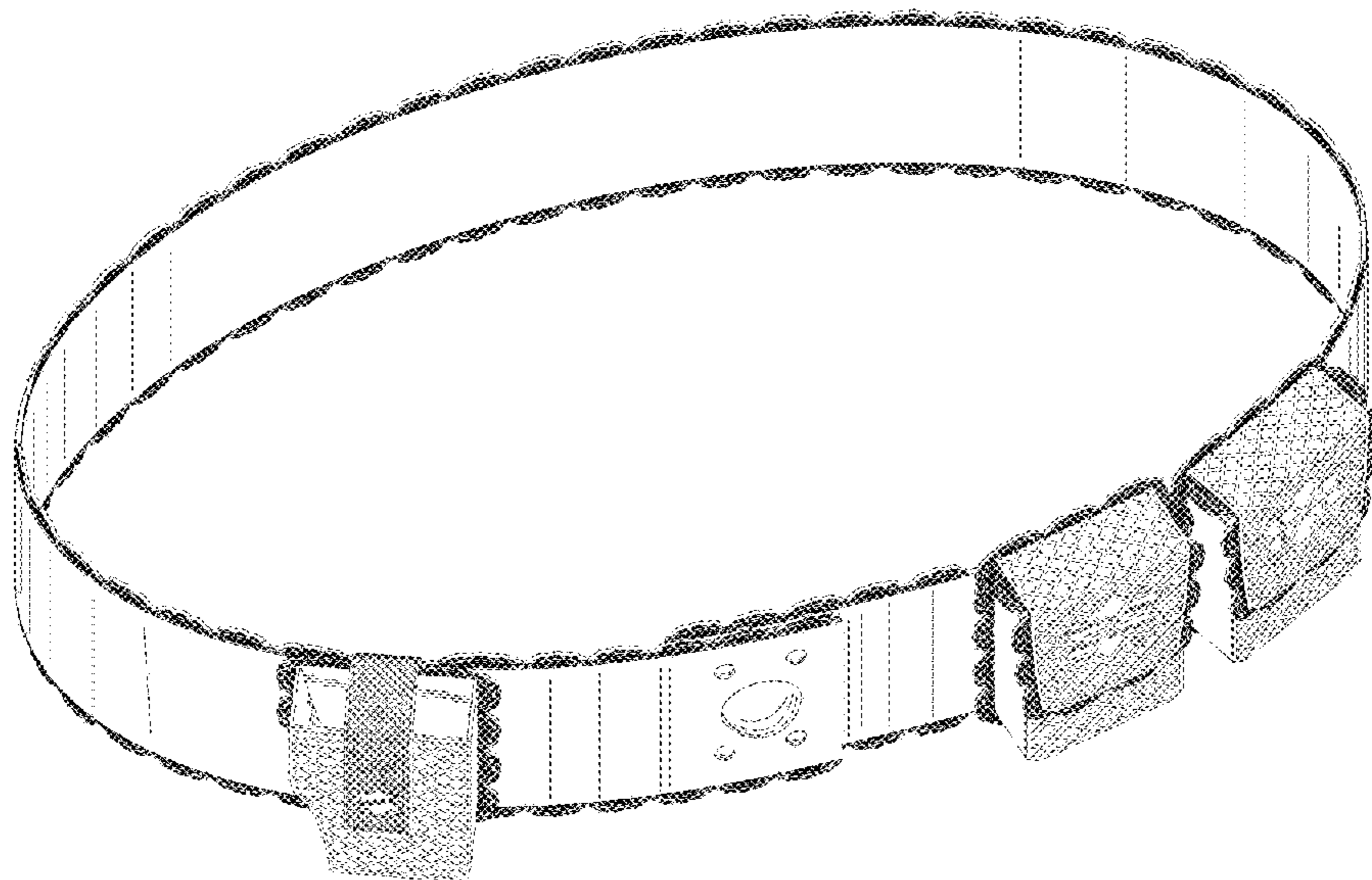
(57) **CLAIM**

The ornamental design for a holster belt, as shown and described.

DESCRIPTION

FIG. 1 is a front perspective view of the holster belt showing my new design;
 FIG. 2 is a rear perspective view thereof;
 FIG. 3 is a front elevation view thereof;
 FIG. 4 is a back elevation view thereof;
 FIG. 5 is a left side view thereof;
 FIG. 6 is a right side view thereof;
 FIG. 7 is a top plan view thereof; and,
 FIG. 8 is a bottom plan view thereof.
 The dashed lines indicate boundary areas and form no part of the claimed design.

1 Claim, 8 Drawing Sheets



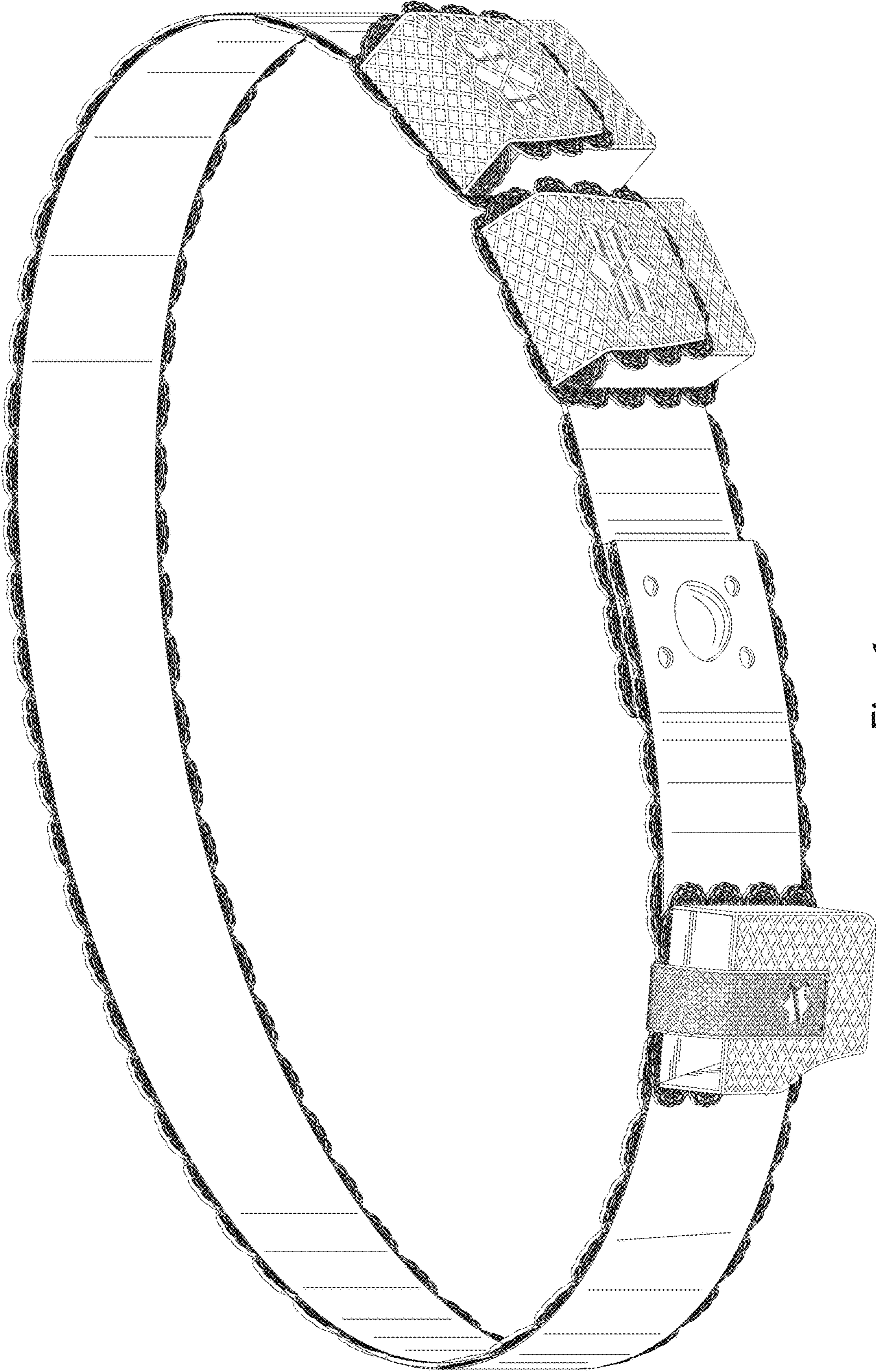


Fig. 1

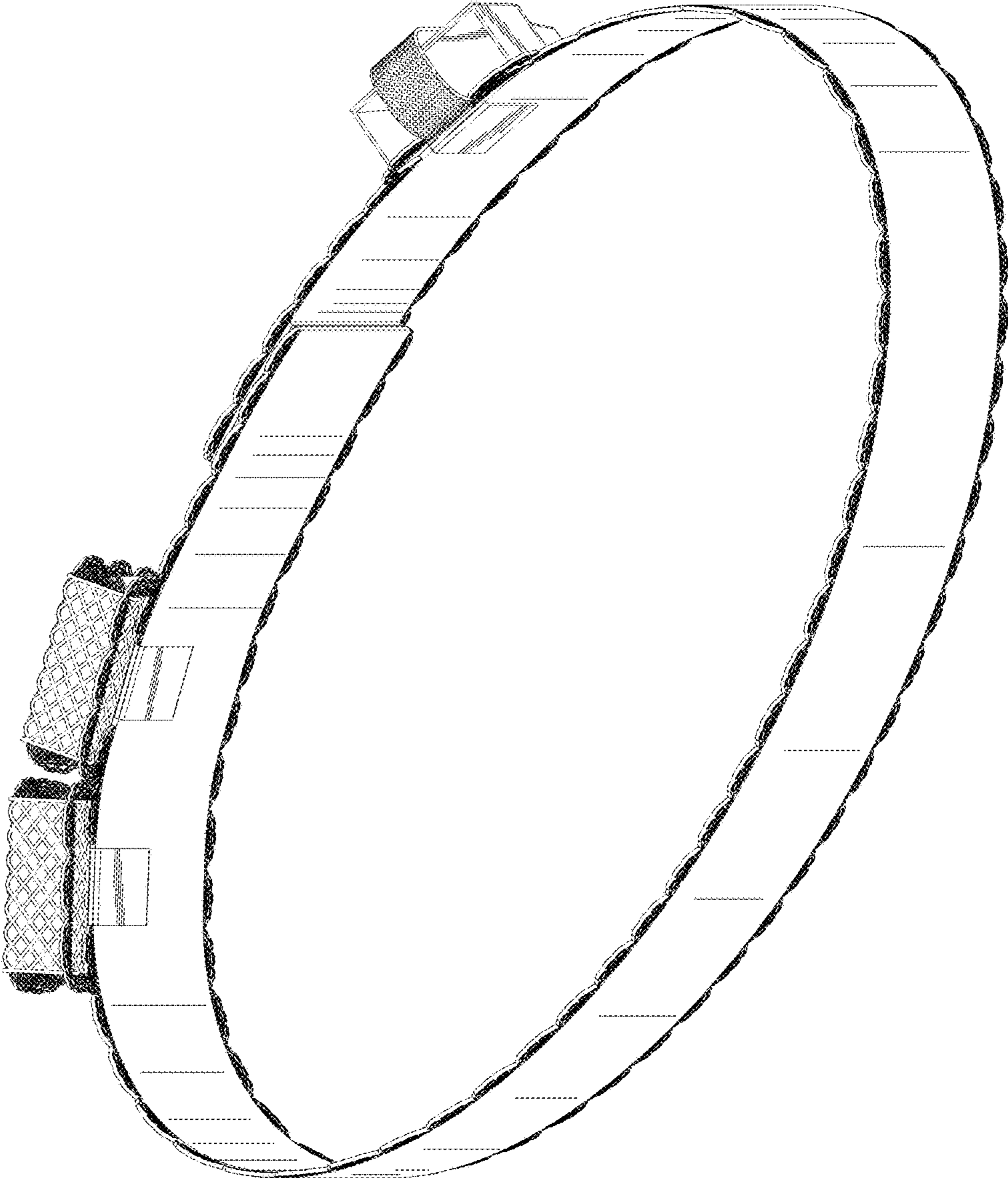


Fig. 2




Fig. 3




Fig. 4




Fig. 5




Fig. 6

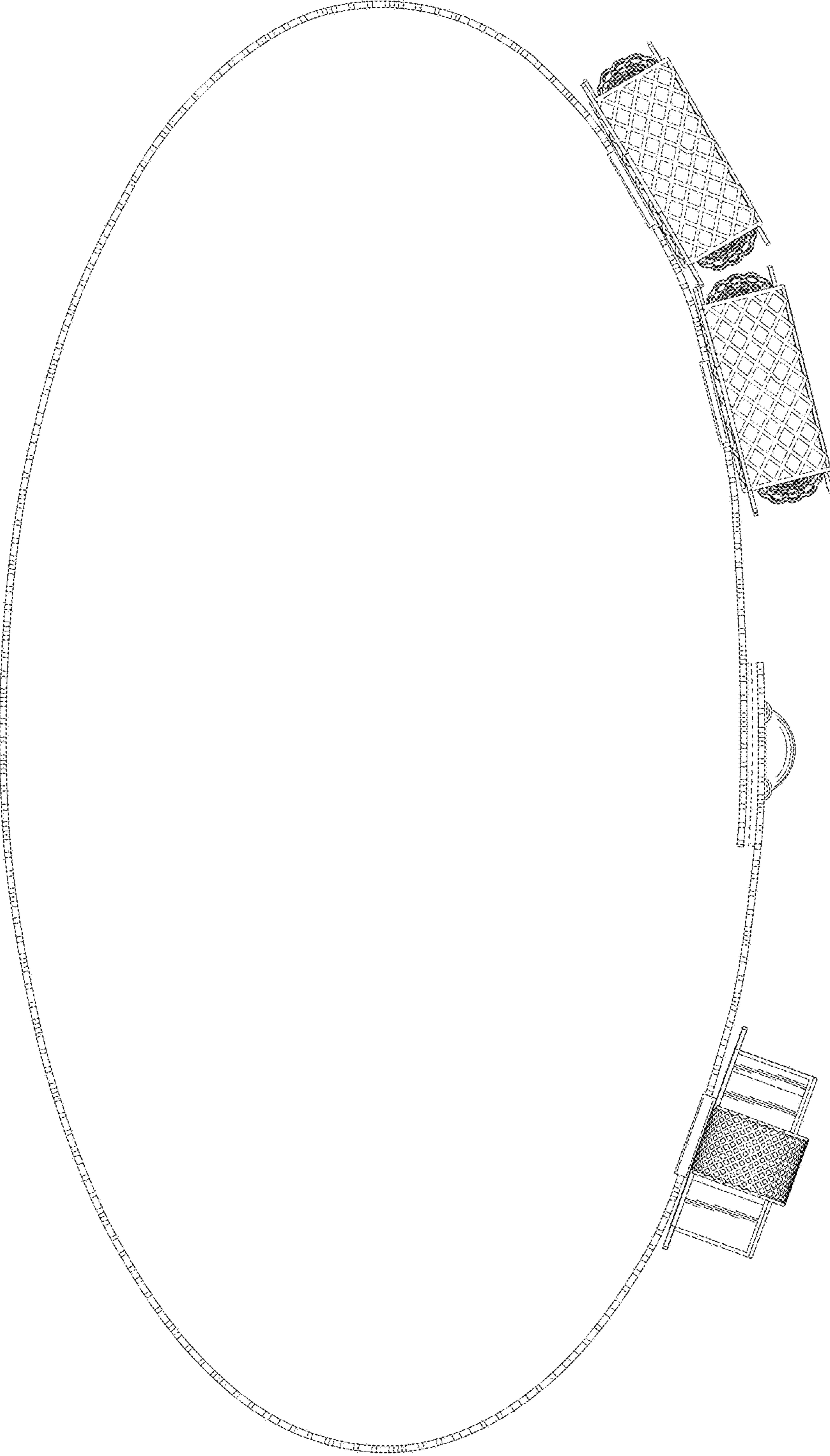


Fig. 7

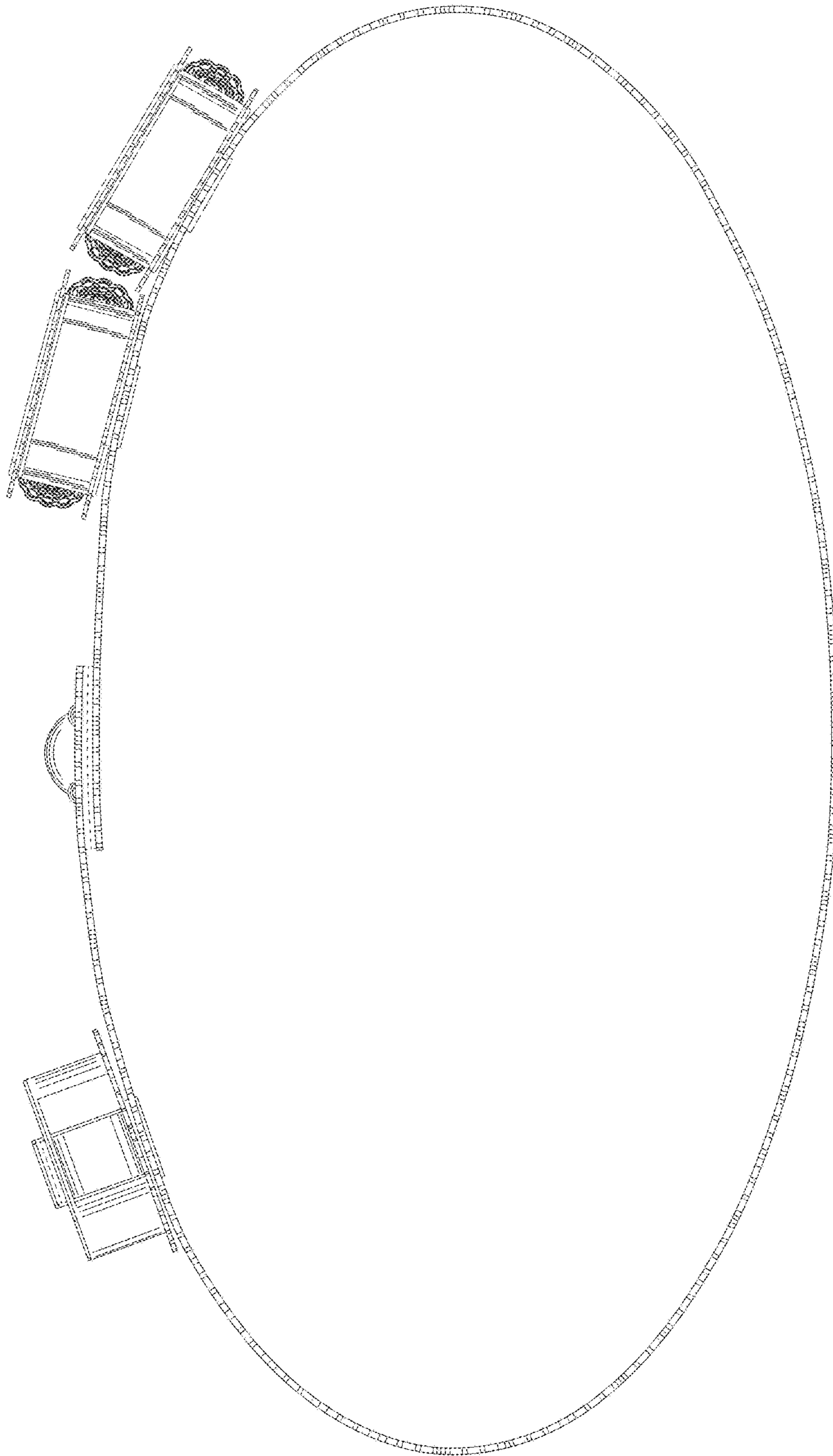


Fig. 8