



US00D790208S

(12) **United States Design Patent** (10) **Patent No.:** **US D790,208 S**
Taylor (45) **Date of Patent:** **** Jun. 27, 2017**

- (54) **SHOE UPPER**
- (71) Applicant: **NIKE, Inc.**, Beaverton, OR (US)
- (72) Inventor: **Justin R. Taylor**, Portland, OR (US)
- (73) Assignee: **NIKE, Inc.**, Beaverton, OR (US)
- (**) Term: **15 Years**
- (21) Appl. No.: **29/558,133**
- (22) Filed: **Mar. 15, 2016**
- (51) **LOC (10) Cl.** **02-04**
- (52) **U.S. Cl.**
USPC **D2/978; D2/973**
- (58) **Field of Classification Search**
USPC D2/902, 906-907, 909-912, 916-918,
D2/925-942, 943-946, 957-960, 964,
D2/969, 970-974, 977-978; D5/47, 54,
D5/63
CPC ... A43B 3/0047; A43B 3/0052; A43B 3/0057;
A43B 3/0063; A43B 3/0068; A43B
3/0073; A43B 1/04; A43B 1/06; A43B
1/0036; A43B 1/0045; A43B 5/00; A43B
5/02; A43B 5/06; A43B 5/10; A43B 5/12;
A43B 5/14; A43B 23/02; A43B 23/06;
A43B 23/07; A43B 23/45; A43B 13/10;
A43B 13/12; A43B 13/125; A43B
13/186; A43B 21/00; A43B 21/02; A43B
21/06; A43B 9/14; A43C 3/00; A43C
7/06
See application file for complete search history.

- D410,691 S * 6/1999 Boyer D2/902
 - D421,176 S * 2/2000 Matis D2/902
 - D466,683 S * 12/2002 Chen D2/907
 - D468,521 S * 1/2003 Wilson D2/972
 - D468,522 S * 1/2003 Wilson D2/972
 - D475,508 S * 6/2003 Pollastrelli D2/907
 - D479,388 S * 9/2003 Matis D2/969
 - D553,339 S * 10/2007 Fogg A43B 23/0245
D2/969
 - D560,340 S * 1/2008 Lane, III D2/969
- (Continued)

OTHER PUBLICATIONS

“Celebrating A Decade of Dedication with CP3,” Nike Jordan CP3.X pictured therein, as posted at News.Nike.com [online], posted on Oct. 22, 2016 [site visited Apr. 12, 2017]. Available on the Internet, <URL: <http://news.nike.com/news/cp3-10>>.*

Primary Examiner — Jeffrey D Asch
Assistant Examiner — Rebekah A Caruso
(74) *Attorney, Agent, or Firm* — Banner & Witcoff, Ltd.

(57) **CLAIM**

The ornamental design for a shoe upper, as shown and described.

DESCRIPTION

FIG. 1 is a front perspective view of a shoe upper showing my new design;
FIG. 2 is a front view thereof;
FIG. 3 is a second front perspective view thereof; and,
FIG. 4 is a top view thereof.
The broken lines immediately adjacent to the shaded area define the bounds of the claimed design, and form no part thereof. The even-length broken lines within the shaded area represent stitching that forms no part of the claimed design. The unshaded regions within or adjacent to the shaded area form no part of the claimed design. The broken lines showing the remainder of the shoe are for environmental purposes only and form no part of the claimed design.

1 Claim, 4 Drawing Sheets

(56) **References Cited**

U.S. PATENT DOCUMENTS

- D324,939 S * 3/1992 Hatfield D2/969
- D354,163 S * 1/1995 Hatfield D2/970
- D373,460 S * 9/1996 Crowley D2/969
- D385,043 S * 10/1997 Worthington D2/912
- D405,600 S * 2/1999 Hamel D2/969
- D409,366 S * 5/1999 Duggan D2/972



(56)

References Cited

U.S. PATENT DOCUMENTS

D573,339	S	7/2008	Stauffer	
D587,443	S *	3/2009	Dillenbeck	D2/969
D623,834	S *	9/2010	Parisotto	D2/912
D646,470	S *	10/2011	Jacobs	D2/902
8,037,621	B2 *	10/2011	Hooper	A43B 7/06 36/102
D672,129	S *	12/2012	Bell	D2/969
D676,229	S	2/2013	Fogg et al.	
D689,279	S	9/2013	Henrichot	
D702,023	S *	4/2014	Jacobs	D2/902
D707,938	S *	7/2014	Spring	D2/969
D747,090	S *	1/2016	Raasch	D2/972
D767,873	S *	10/2016	Petrie	D2/973
2016/0219983	A1 *	8/2016	Taylor	A43B 3/0078

* cited by examiner

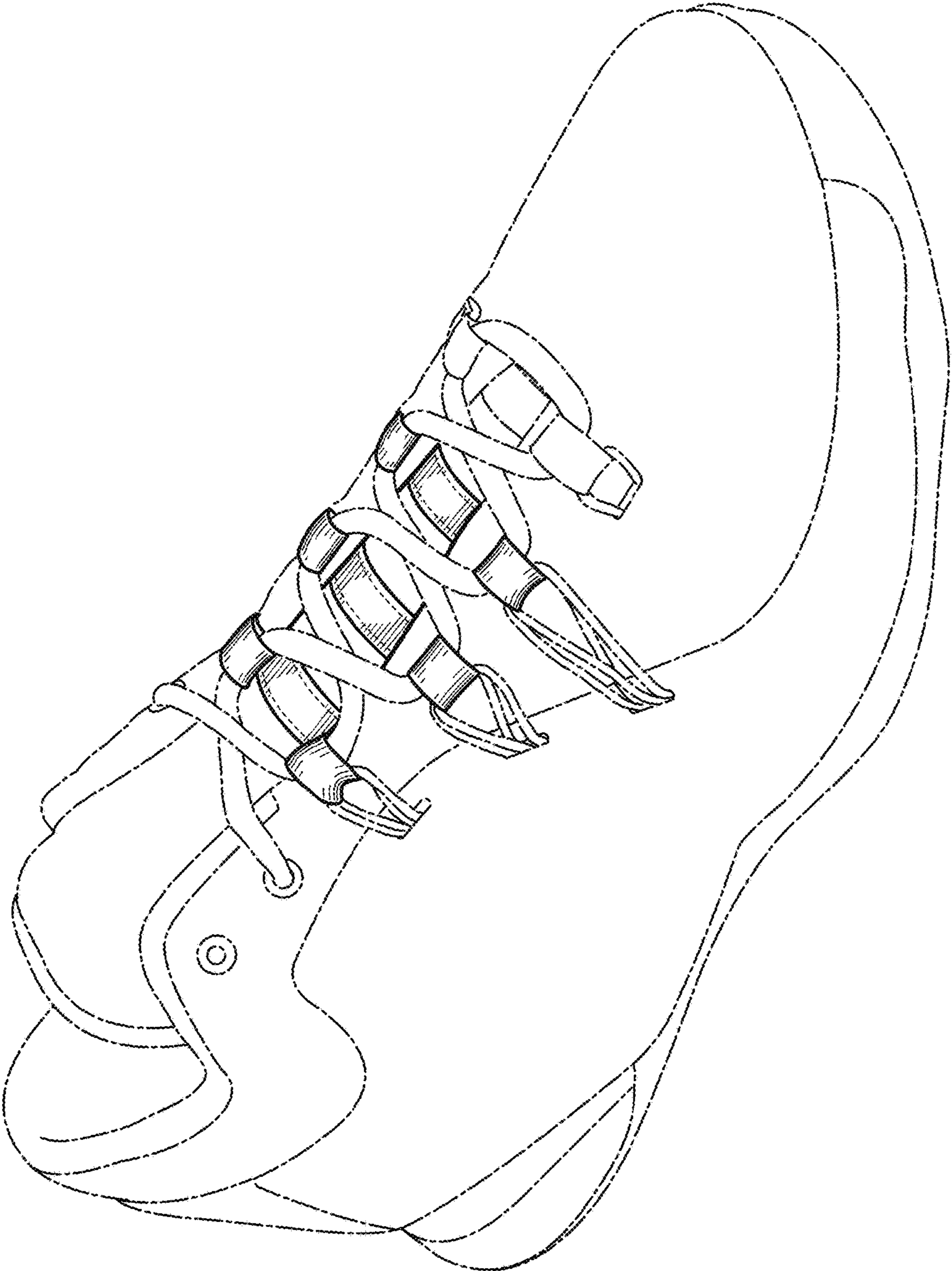


FIG. 1

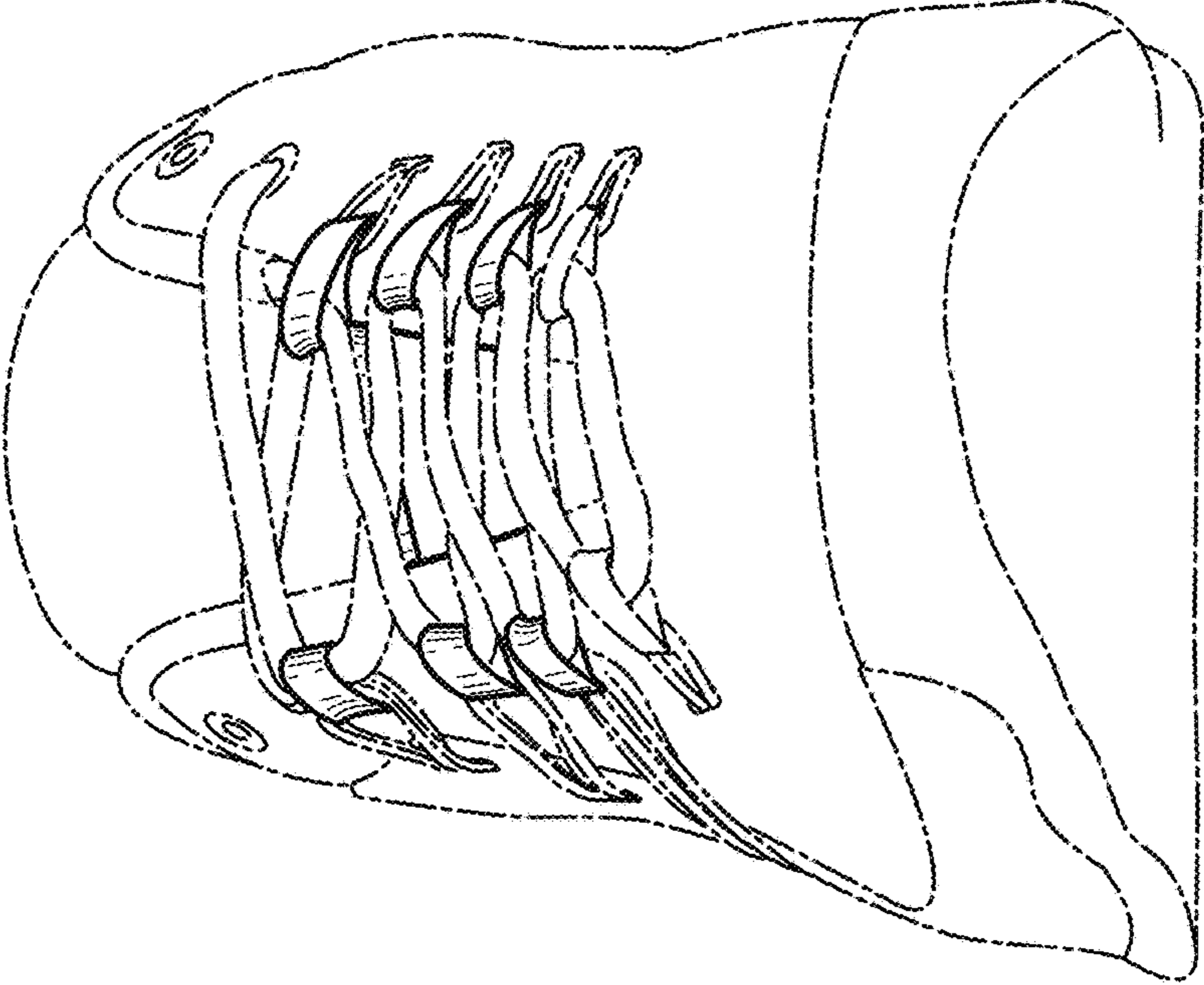


FIG. 2

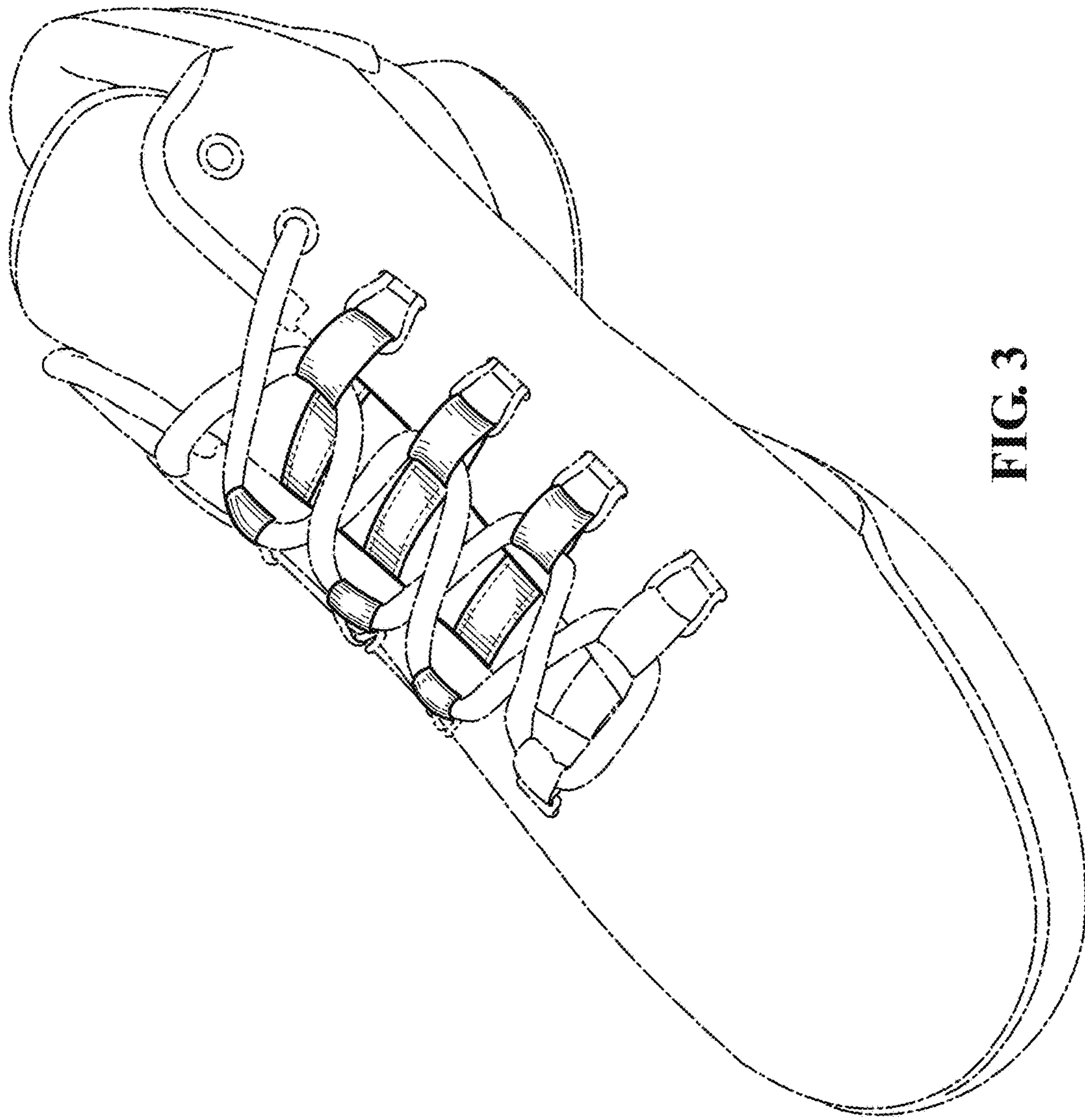


FIG. 3

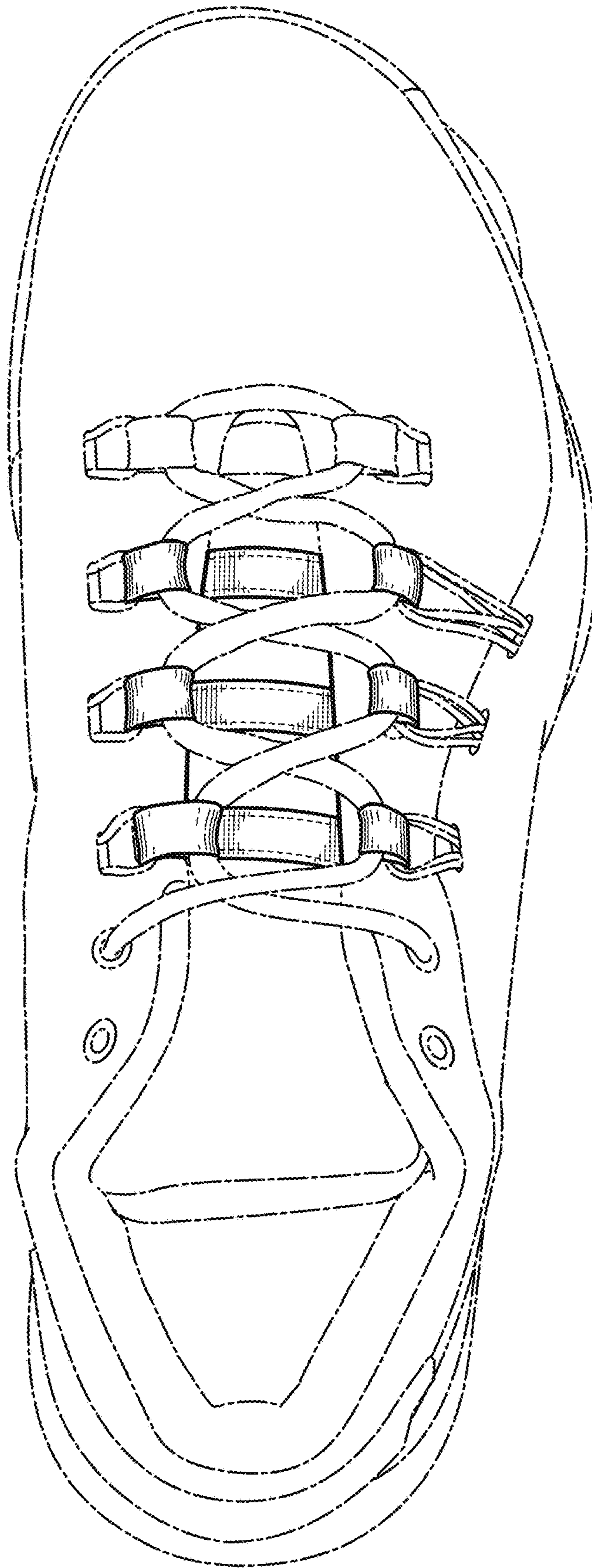


FIG. 4