



US00D790207S

(12) **United States Design Patent** (10) **Patent No.:** **US D790,207 S**
Park (45) **Date of Patent:** **** Jun. 27, 2017**

(54) **SHOELACE**
(71) Applicant: **Ji Yeon Park**, Seoul (KR)
(72) Inventor: **Ji Yeon Park**, Seoul (KR)
(**) Term: **14 Years**
(21) Appl. No.: **29/526,319**
(22) Filed: **May 8, 2015**
(30) **Foreign Application Priority Data**
Mar. 13, 2015 (KR) 30-2015-0012811
(51) **LOC (10) Cl.** **02-04**
(52) **U.S. Cl.**
USPC **D2/978; D2/976**
(58) **Field of Classification Search**
USPC D2/896, 916-918, 946, 968, 969, 976;
36/11.5, 101, 83, 7.5, 45, 137, 58.5
CPC A43C 11/00; A43C 11/008; A43C 11/08;
A43C 11/22; A41F 1/00; A43B 9/00
See application file for complete search history.

(56) **References Cited**
U.S. PATENT DOCUMENTS
4,144,621 A * 3/1979 Green A43C 11/22
24/300
4,210,983 A * 7/1980 Green A43C 11/22
24/575.1
4,229,930 A * 10/1980 Ostermaier A01K 13/006
24/114.7
4,850,122 A * 7/1989 Schwab, Jr. A43B 3/20
36/100
D310,050 S * 8/1990 Merritt D11/3
5,467,507 A * 11/1995 Marsh E05C 17/36
24/298

6,622,357 B2 * 9/2003 Jackson A43C 7/06
24/300
D495,130 S * 8/2004 Sherman D2/978
D542,928 S * 5/2007 Bauer D24/217
D590,705 S * 4/2009 Kuhlmann D8/394
D686,909 S * 7/2013 Frydlewski D2/978
8,590,121 B1 * 11/2013 Patt, Jr. A43B 3/0078
24/713.1
D719,338 S * 12/2014 Lee D2/978
D719,339 S * 12/2014 Lee D2/978
D719,340 S * 12/2014 Lee D2/978
D719,341 S * 12/2014 Lee D2/978
D719,823 S * 12/2014 Frydlewski D8/396
D720,126 S * 12/2014 Goldman D2/978
D727,009 S * 4/2015 Aleshka D2/978
D734,605 S * 7/2015 Van Der Pol D2/978
D736,514 S * 8/2015 Lach D2/978
2006/0254089 A1 * 11/2006 Frydlewski A43C 11/00
36/50.1

* cited by examiner

Primary Examiner — Holly Baynham
Assistant Examiner — Rashida C Walshon
(74) *Attorney, Agent, or Firm* — Revolution IP, PLLC

(57) **CLAIM**

The ornamental design for a “shoelace,” as shown and described.

DESCRIPTION

FIG. 1 is a perspective view of a shoelace showing my new design;
FIG. 2 is a front view thereof;
FIG. 3 is a back view thereof;
FIG. 4 is a left side view thereof;
FIG. 5 is a right side view thereof;
FIG. 6 is a top view thereof; and,
FIG. 7 is a bottom view thereof.

1 Claim, 4 Drawing Sheets

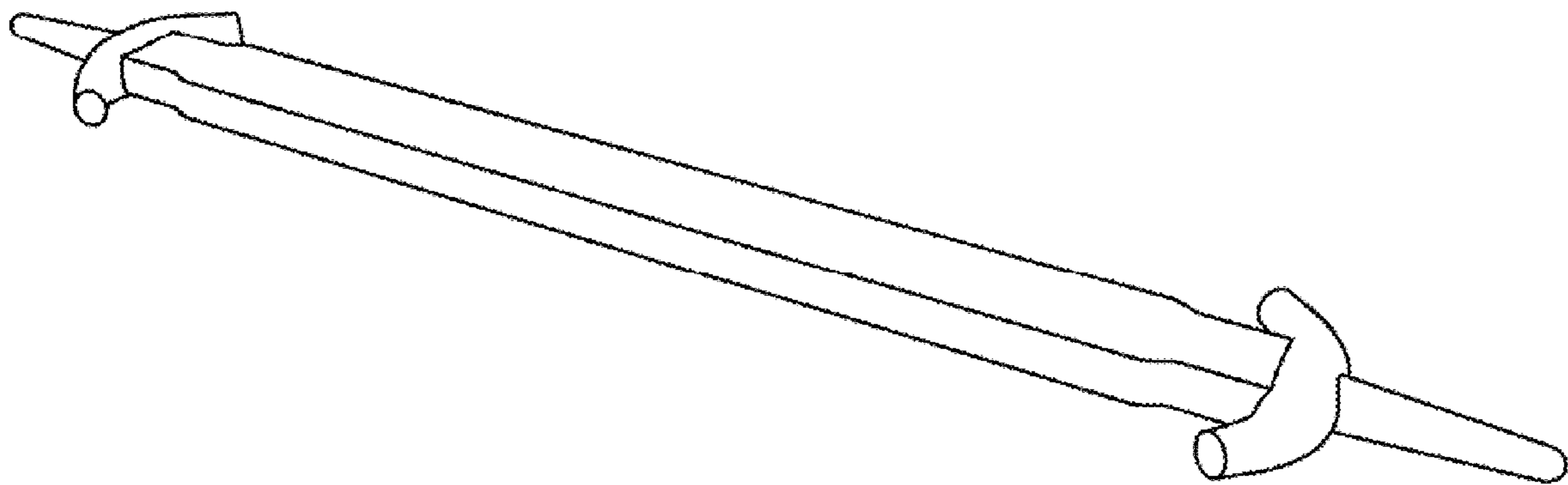


FIG. 1

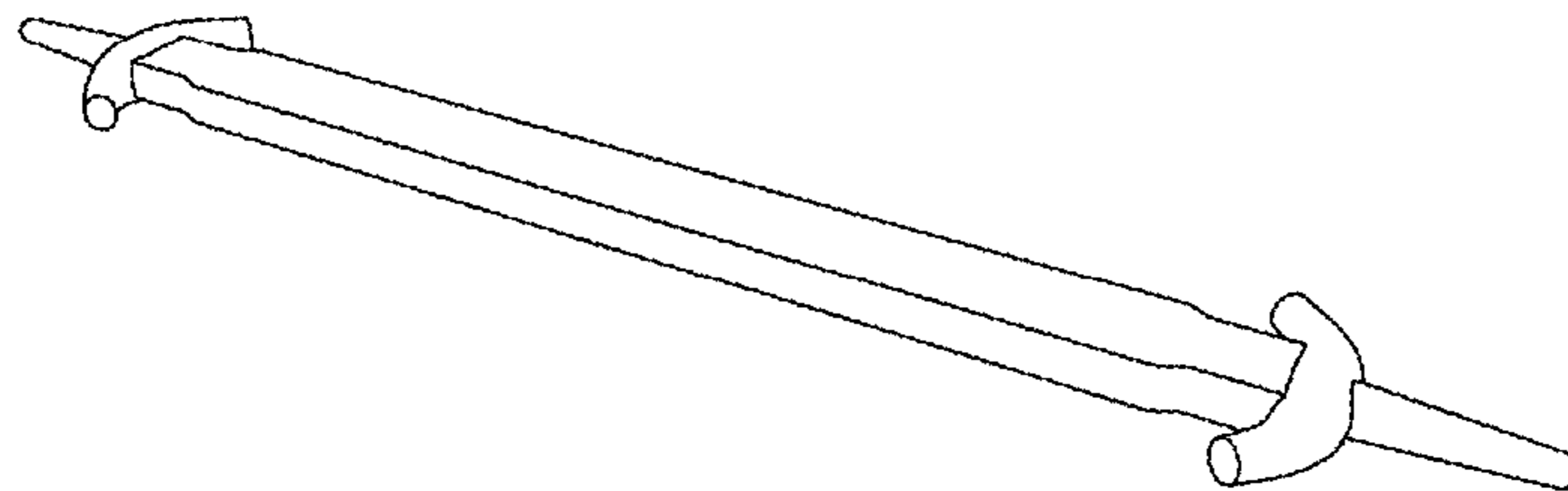


FIG. 2

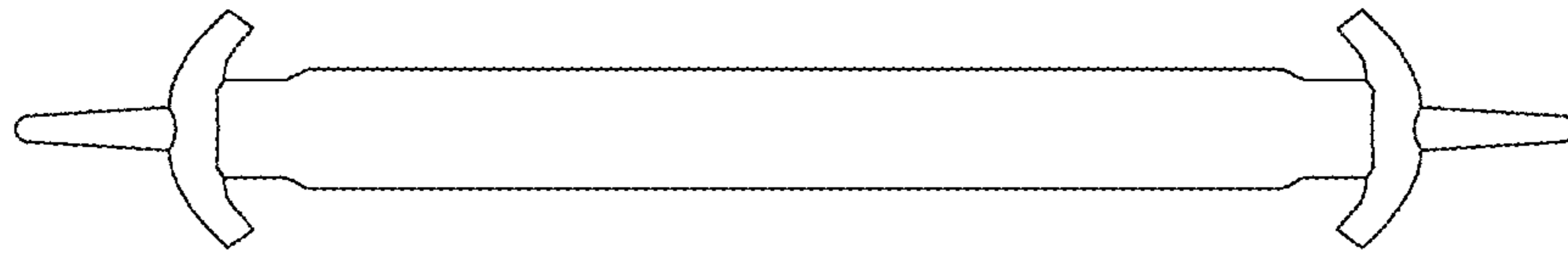


FIG. 3




FIG. 4



FIG. 5



FIG. 6

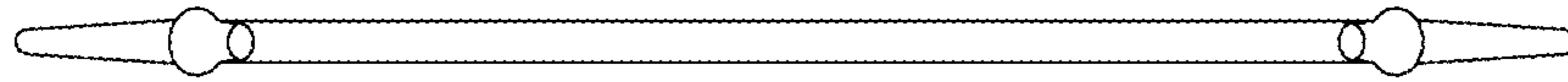


FIG. 7

