



US00D790201S

(12) **United States Design Patent**
McMillan

(10) **Patent No.:** **US D790,201 S**

(45) **Date of Patent:** **** Jun. 27, 2017**

(54) **SHOE UPPER**

(71) Applicant: **NIKE, Inc.**, Beaverton, OR (US)

(72) Inventor: **Graeme McMillan**, Portland, OR (US)

(73) Assignee: **NIKE, Inc.**, Beaverton, OR (US)

(**) Term: **15 Years**

(21) Appl. No.: **29/588,986**

(22) Filed: **Dec. 27, 2016**

(51) **LOC (10) Cl.** **02-99**

(52) **U.S. Cl.**
USPC **D2/972**

(58) **Field of Classification Search**
USPC D2/902, 906-908, 923, 944, 969,
D2/971-974; D5/47, 49, 54
CPC ... A43B 13/181; A43B 13/141; A43B 13/186;
A43B 13/188; A43B 23/00; A43B 23/02;
A43B 5/00; A43B 23/26; A43B 1/04;
A43B 11/14; A43B 7/00; A43B 3/12

See application file for complete search history.

(56) **References Cited**

U.S. PATENT DOCUMENTS

D119,803 S *	4/1940	Forstmann	D5/47
D144,162 S	3/1946	Diamant		
D254,938 S	5/1980	Keller		
D278,185 S	4/1985	Michaeli		
D278,186 S	4/1985	Michaeli		
D278,757 S	5/1985	Werman		
D278,758 S	5/1985	Michaeli		
D278,850 S	5/1985	Michaeli		
D279,519 S	7/1985	Gamm		
D280,672 S	9/1985	Gamm		
D280,949 S	10/1985	Gamm		
D281,117 S	10/1985	Gamm		
D283,078 S	3/1986	Gamm		
D283,750 S	5/1986	Gamm		
D284,329 S	6/1986	Rolando		

D292,943 S	12/1987	Tong
D292,944 S	12/1987	Kelley
D295,230 S	4/1988	Tong
D297,882 S	10/1988	Tong et al.
D325,120 S	4/1992	Clark
D446,919 S	8/2001	Lamprou
D457,297 S	5/2002	Adams et al.
D467,713 S	12/2002	Adams et al.
D468,896 S	1/2003	Adams et al.

(Continued)

OTHER PUBLICATIONS

Nike Footwear Catalog, 1994 Fall Footwear, p. 26, published Nov. 1993, NIKE, Inc., USA.

(Continued)

Primary Examiner — Dominic Simone

(74) *Attorney, Agent, or Firm* — Banner & Witcoff, Ltd.

(57) **CLAIM**

The ornamental design for a shoe upper, as shown and described.

DESCRIPTION

FIG. 1 is a front lateral perspective view of a shoe upper showing my new design;

FIG. 2 is a front medial perspective view thereof;

FIG. 3 is a lateral side view thereof;

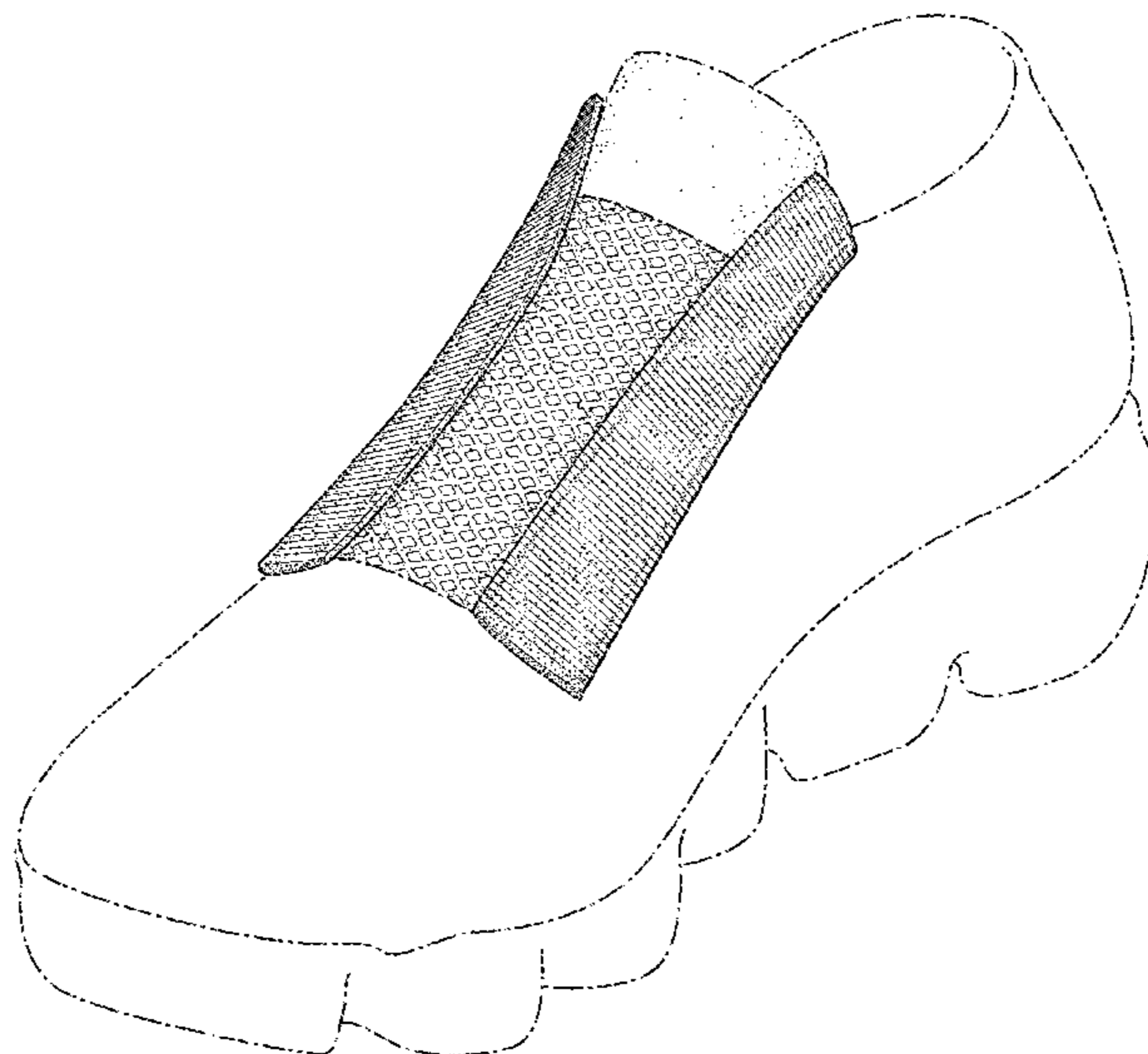
FIG. 4 is a medial side view thereof;

FIG. 5 is a front view thereof; and,

FIG. 6 is a top view thereof.

The broken lines immediately adjacent to the shaded area at the top and bottom of the tongue region represents unclaimed boundaries of the design. The broken line extending across the tongue represents unclaimed subject matter and forms no part of the claimed design. The broken lines showing the remainder of the shoe represent unclaimed subject matter and form no part of the claimed design.

1 Claim, 6 Drawing Sheets



(56)

References Cited

U.S. PATENT DOCUMENTS

D470,298 S * 2/2003 Adams D2/969
 D474,006 S * 5/2003 Schroeder D2/969
 D474,008 S 5/2003 Masullo
 D474,884 S * 5/2003 Adams D2/972
 D481,529 S 11/2003 Adams et al.
 D487,187 S 3/2004 Goldman
 D501,300 S 2/2005 Adams et al.
 D503,528 S 4/2005 Morris
 D505,254 S 5/2005 Link
 D509,953 S 9/2005 Cooper
 D520,724 S 5/2006 Link
 D527,883 S 9/2006 Holmes
 D556,999 S 12/2007 Belley et al.
 D564,197 S 3/2008 Matis
 D566,943 S 4/2008 Belley et al.
 D577,898 S * 10/2008 Belley D2/969
 D584,498 S 1/2009 Matis
 D643,616 S * 8/2011 Caine D2/972
 D661,079 S * 6/2012 Yang D2/969
 D668,441 S * 10/2012 Shaffer D2/972
 D668,858 S * 10/2012 Shaffer D2/972
 D675,419 S 2/2013 Miner
 D688,860 S * 9/2013 Hrsak D2/972

D692,649 S 11/2013 Chang
 D693,102 S 11/2013 Hoffer
 D693,107 S 11/2013 Dolce
 D694,515 S 12/2013 Rasmussen
 D744,222 S 12/2015 Taylor
 D771,926 S 11/2016 Little
 D779,192 S 2/2017 Desphy
 D780,424 S * 3/2017 Abe D2/972
 D780,431 S * 3/2017 Pauk D2/972
 D781,556 S * 3/2017 Nethongkome D2/972
 D783,982 S * 4/2017 Williams, Jr. D2/972
 D783,987 S * 4/2017 Williams, Jr. D2/972

OTHER PUBLICATIONS

Nike Footwear Catalog, 1998 Spring Footwear, p. 7, published Jun. 1997, NIKE, Inc., USA.
 Nike Footwear Catalog, 1998 Spring Footwear, p. 112, published Jun. 1997, NIKE, Inc., USA.
 Nike Footwear Catalog, 2013 Fall Core Footwear, p. 5, published Nov. 2012, NIKE, Inc., USA.
 Nike Footwear Catalog, 2013 Fall Core Footwear, p. 25, published Nov. 2012, NIKE, Inc., USA.

* cited by examiner

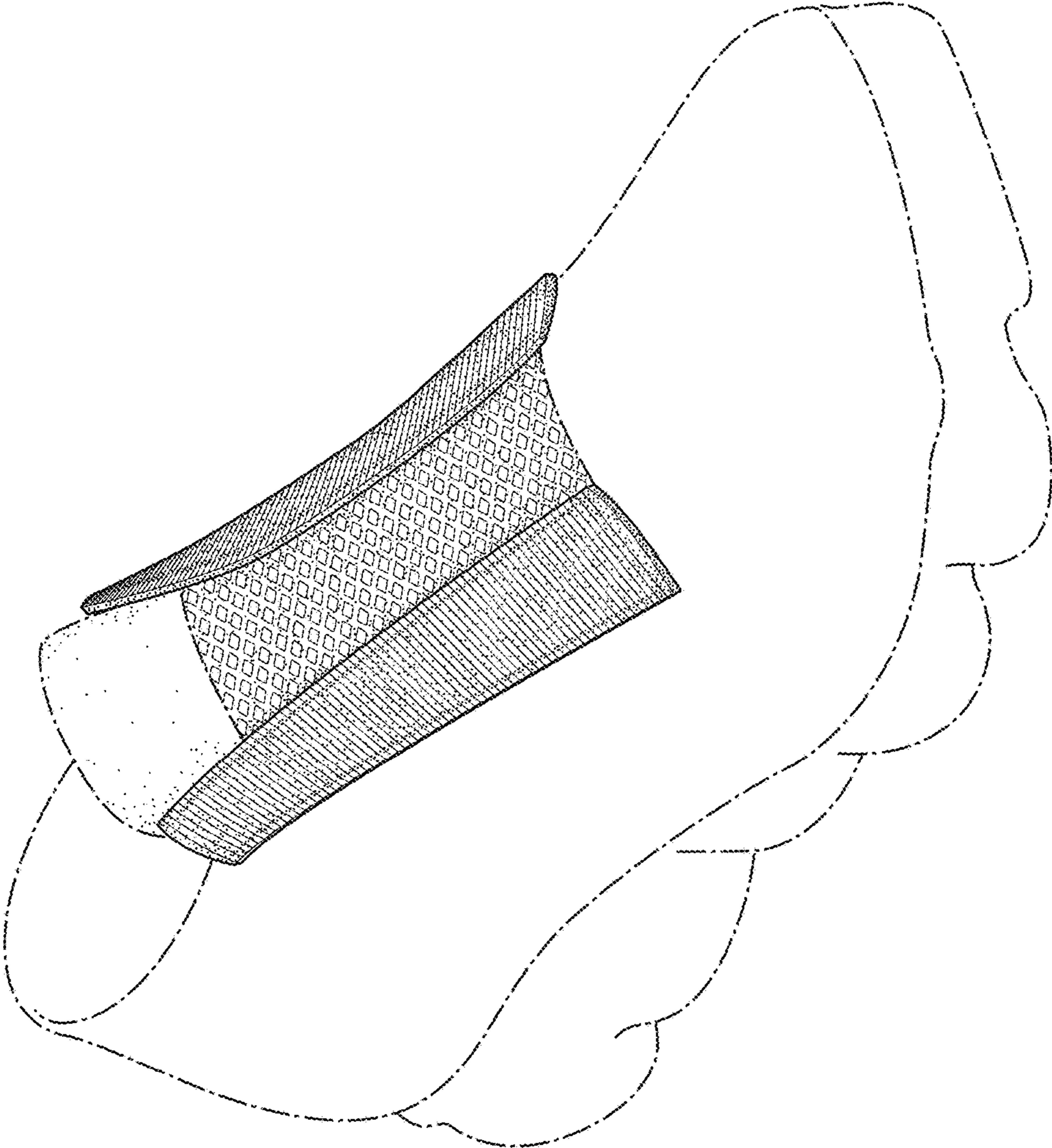


FIG. 1

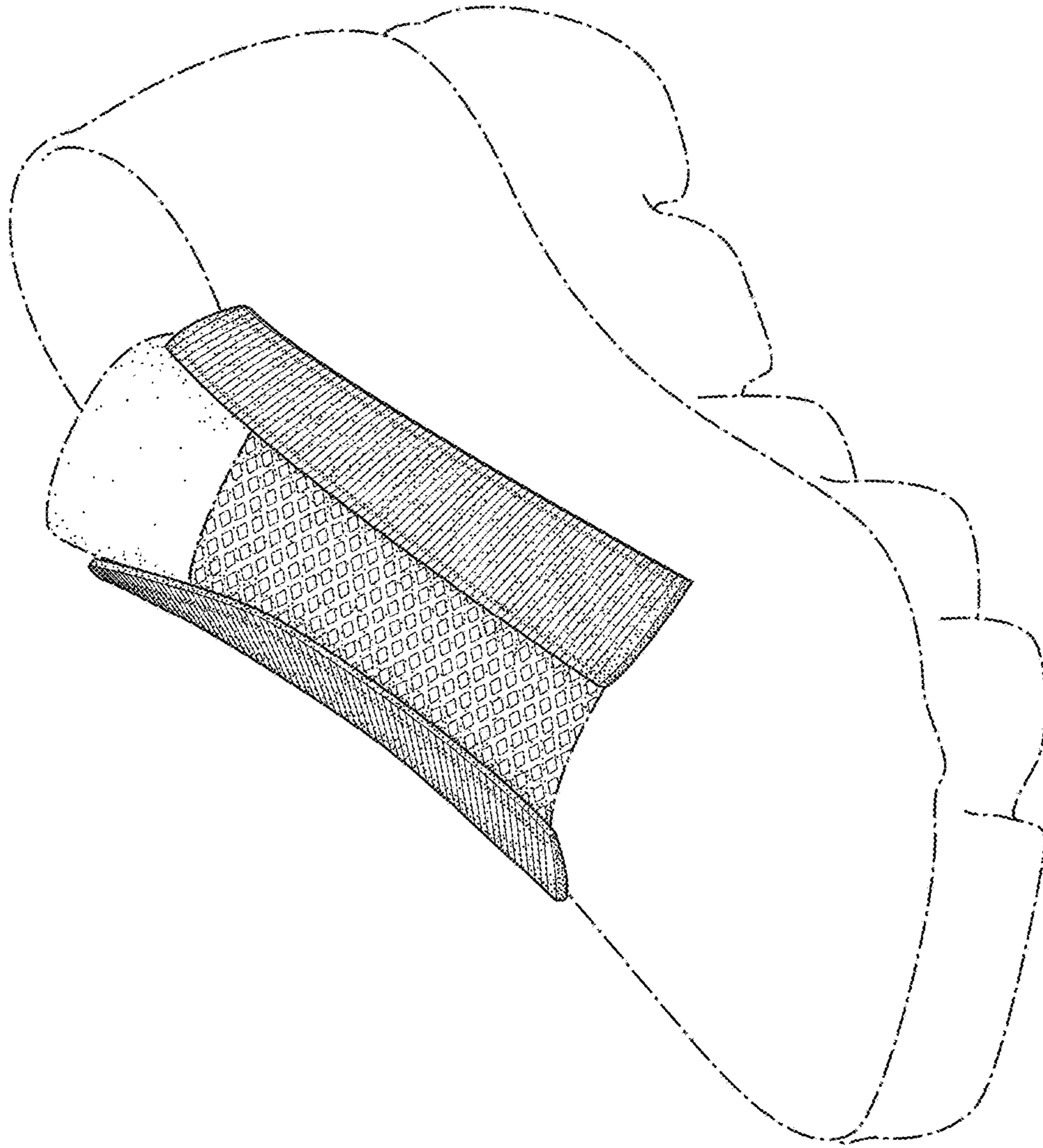


FIG. 2

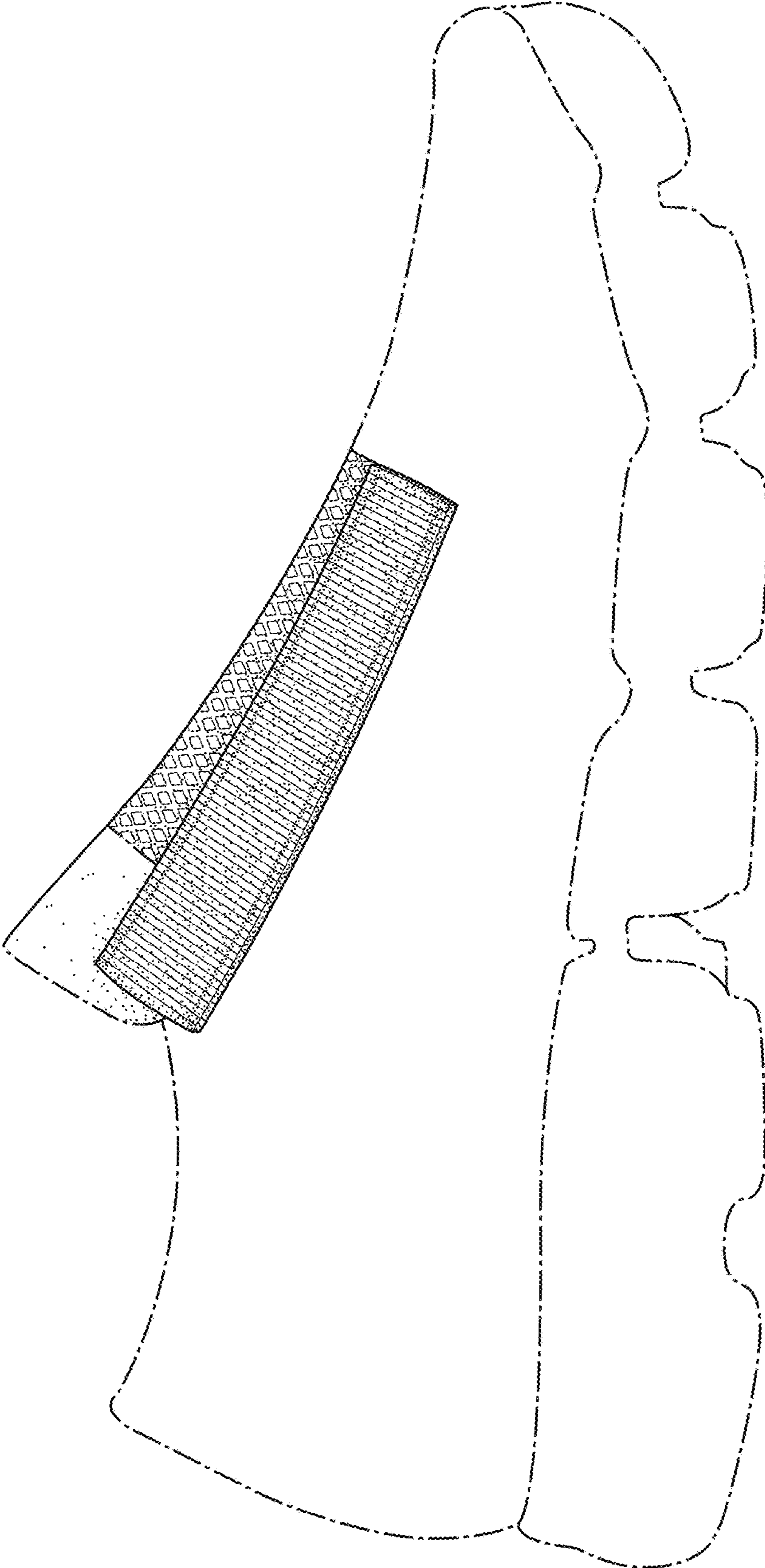


FIG. 3

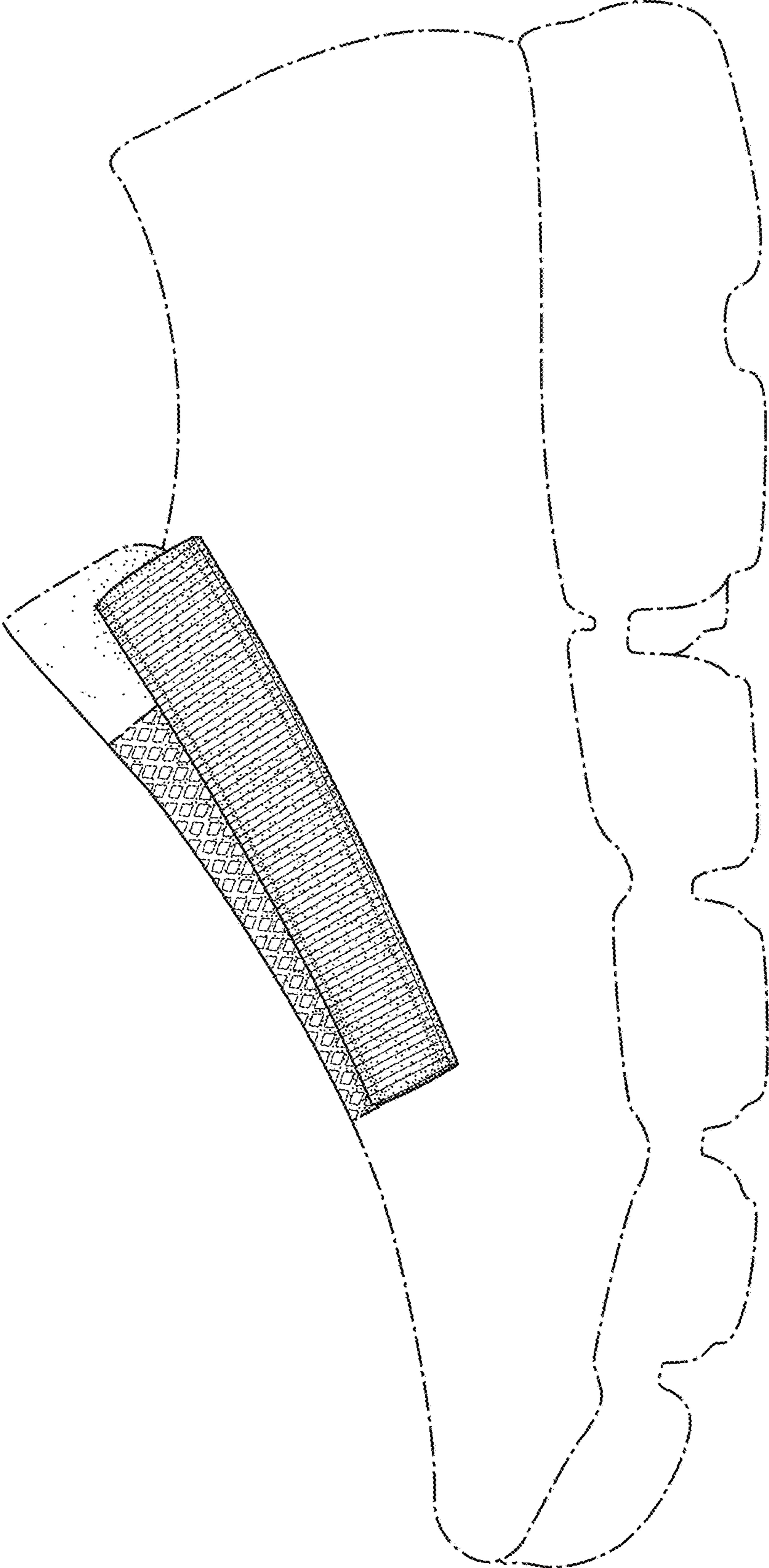


FIG. 4

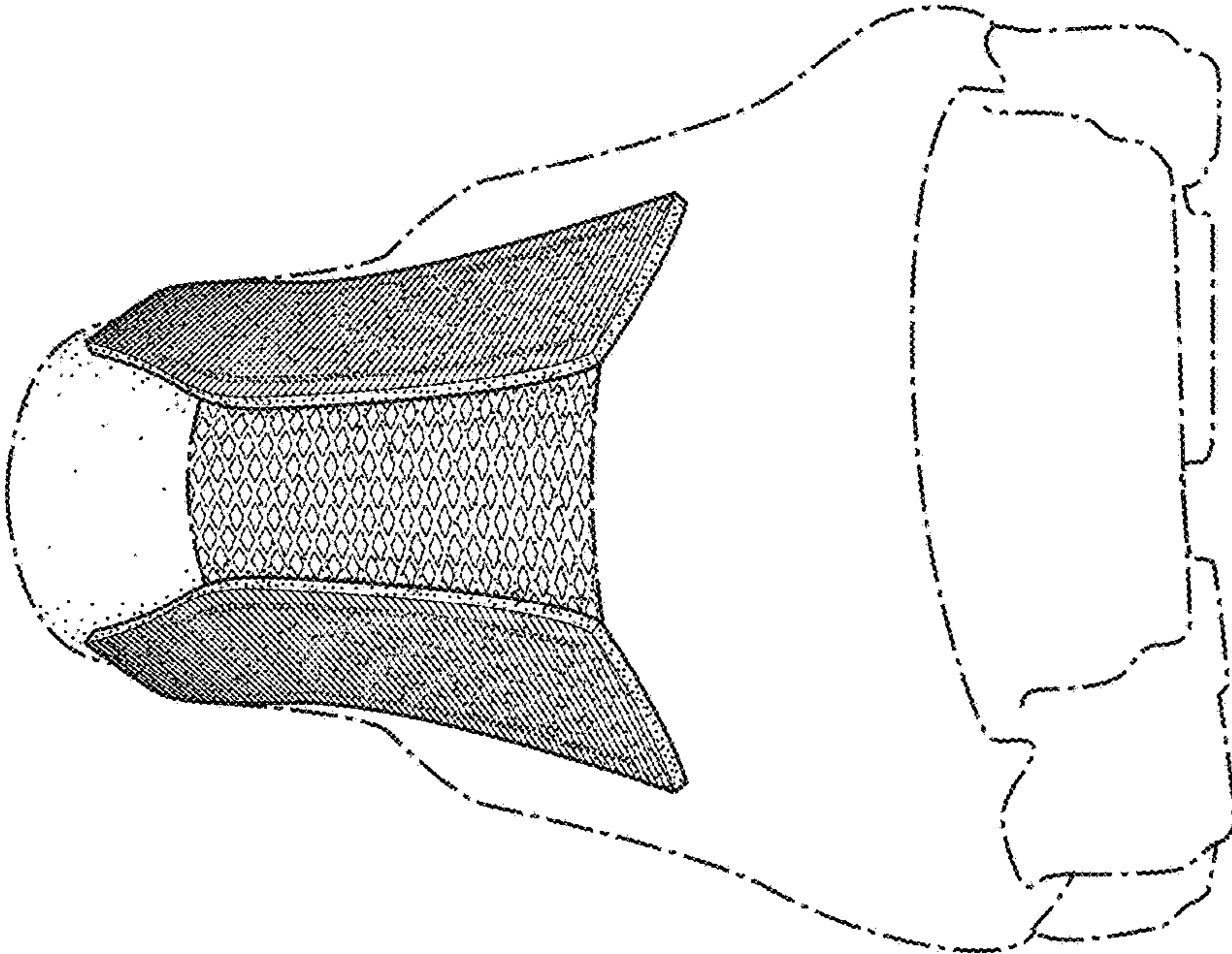


FIG. 5

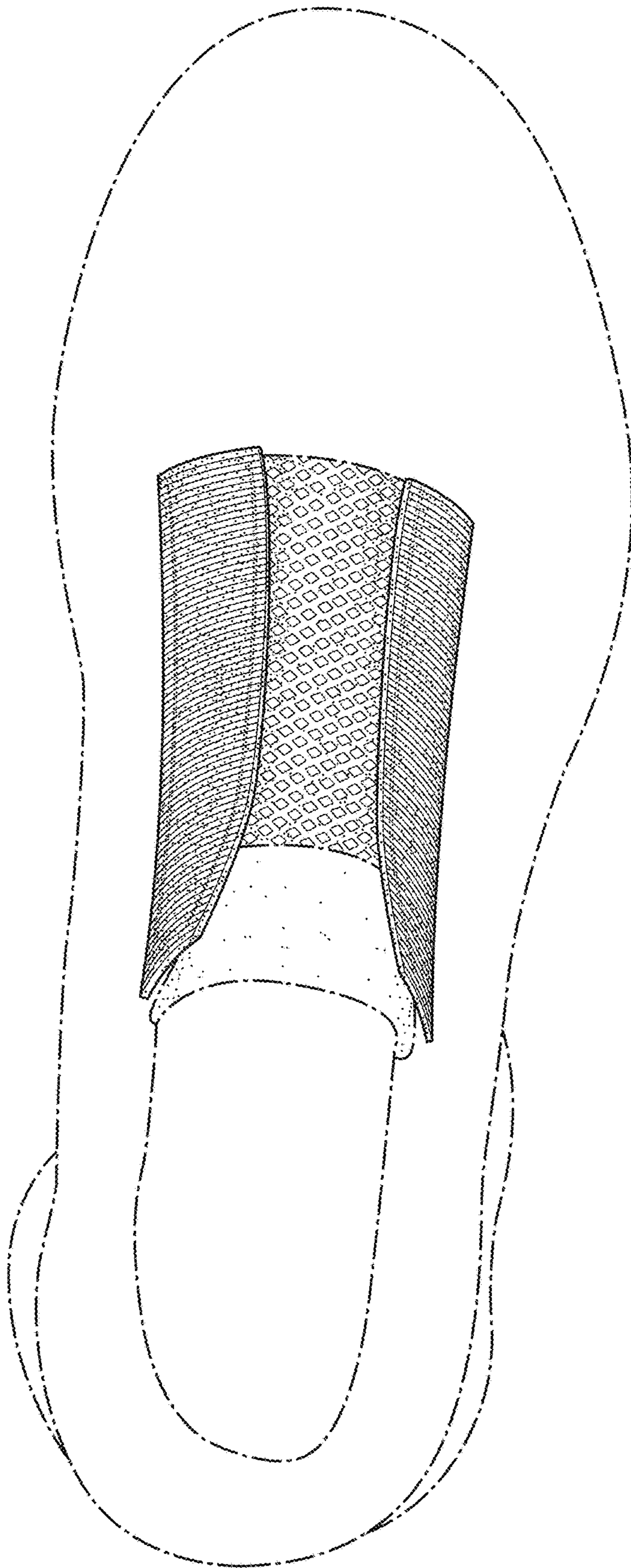


FIG. 6