



US00D790199S

(12) **United States Design Patent**
Hatfield

(10) **Patent No.:** **US D790,199 S**

(45) **Date of Patent:** **** Jun. 27, 2017**

(54) **SHOE UPPER**

D715,530 S 10/2014 de Montgolfier
D734,017 S * 7/2015 Avar D2/972
D780,432 S * 3/2017 Gibson D2/972

(71) Applicant: **NIKE, Inc.**, Beaverton, OR (US)

(72) Inventor: **Tinker L. Hatfield**, Portland, OR (US)

(73) Assignee: **NIKE, Inc.**, Beaverton, OR (US)

(**) Term: **15 Years**

(21) Appl. No.: **29/559,285**

(22) Filed: **Mar. 25, 2016**

(51) **LOC (10) Cl.** **02-04**

(52) **U.S. Cl.**
USPC **D2/972**

(58) **Field of Classification Search**
USPC D2/902, 906–907, 909–912, 943–946,
D2/957–960, 964, 969, 972–974,
D2/977–978; D5/47, 54, 63
CPC ... A43B 3/0047; A43B 3/0052; A43B 3/0057;
A43B 3/0063; A43B 3/0068; A43B
3/0073; A43B 1/04; A43B 1/06; A43B
5/00; A43B 5/02; A43B 5/06; A43B 5/10;
A43B 5/14; A43B 23/0245; A43B
13/125; A43B 13/186; A43C 3/00; A43C
7/06

See application file for complete search history.

(56) **References Cited**

U.S. PATENT DOCUMENTS

D545,047 S * 6/2007 Cass D2/972
D549,951 S * 9/2007 Mayden D2/972
D568,602 S * 5/2008 Henderson D2/972
D569,092 S * 5/2008 Mayden D2/972
D633,707 S * 3/2011 Hatfield D2/972
D659,375 S * 5/2012 Hardman D2/972
D681,933 S * 5/2013 Williams, Jr. D2/972
D683,132 S * 5/2013 Thornhill D2/972

OTHER PUBLICATIONS

“Tinker Hatfield’s Nike Air Max 90 Ultra Superfly T,” as posted at News.Nike.com [online], posted on Mar. 21, 2016 [site visited Mar. 22, 2017]. Available on the Internet, <URL: <http://news.nike.com/news/tinker-hatfield-nike-air-max-90-ultra-superfly-htm>>.*
Nike Air Max 90 (various), Published on Nike.com [online]. Release unknown. Retrieved from Internet Mar. 25, 2016. <URL: http://store.nike.com/us/en_us/pw/air-max-90-shoes/opdZoi3?ipp=63>.

* cited by examiner

Primary Examiner — Jeffrey D Asch

Assistant Examiner — Rebekah A Caruso

(74) *Attorney, Agent, or Firm* — Banner & Witcoff, Ltd.

(57) **CLAIM**

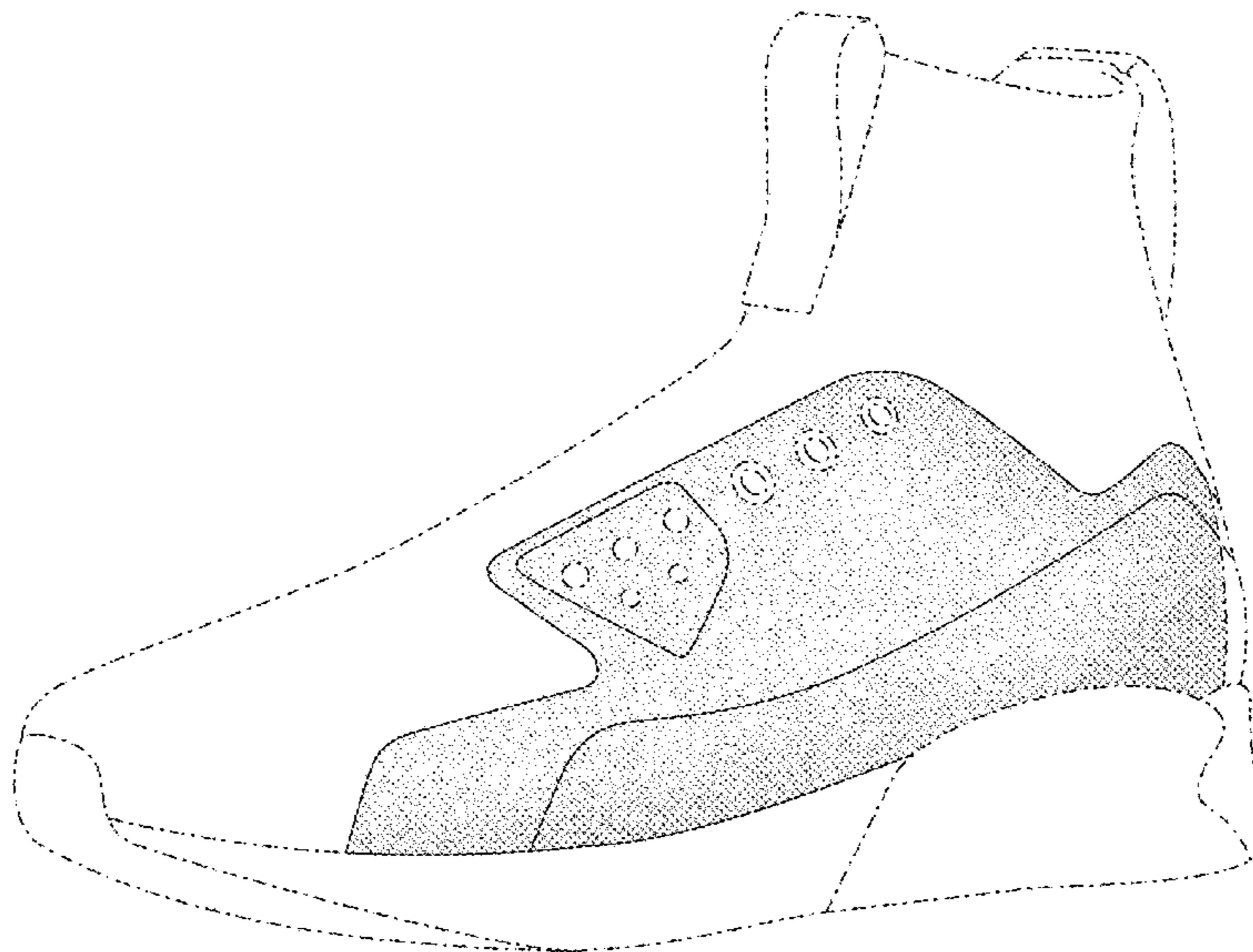
The ornamental design for a shoe upper, as shown and described.

DESCRIPTION

FIG. 1 is a front perspective view of a shoe upper showing my new design; and, FIG. 2 is a side view thereof.

The broken lines immediately adjacent to the shaded area define the bounds of the claimed design, and form no part thereof. The unshaded regions within or adjacent to the shaded area form no part of the claimed design. The broken lines showing the remainder of the shoe are for environmental purposes only and form no part of the claimed design.

1 Claim, 2 Drawing Sheets



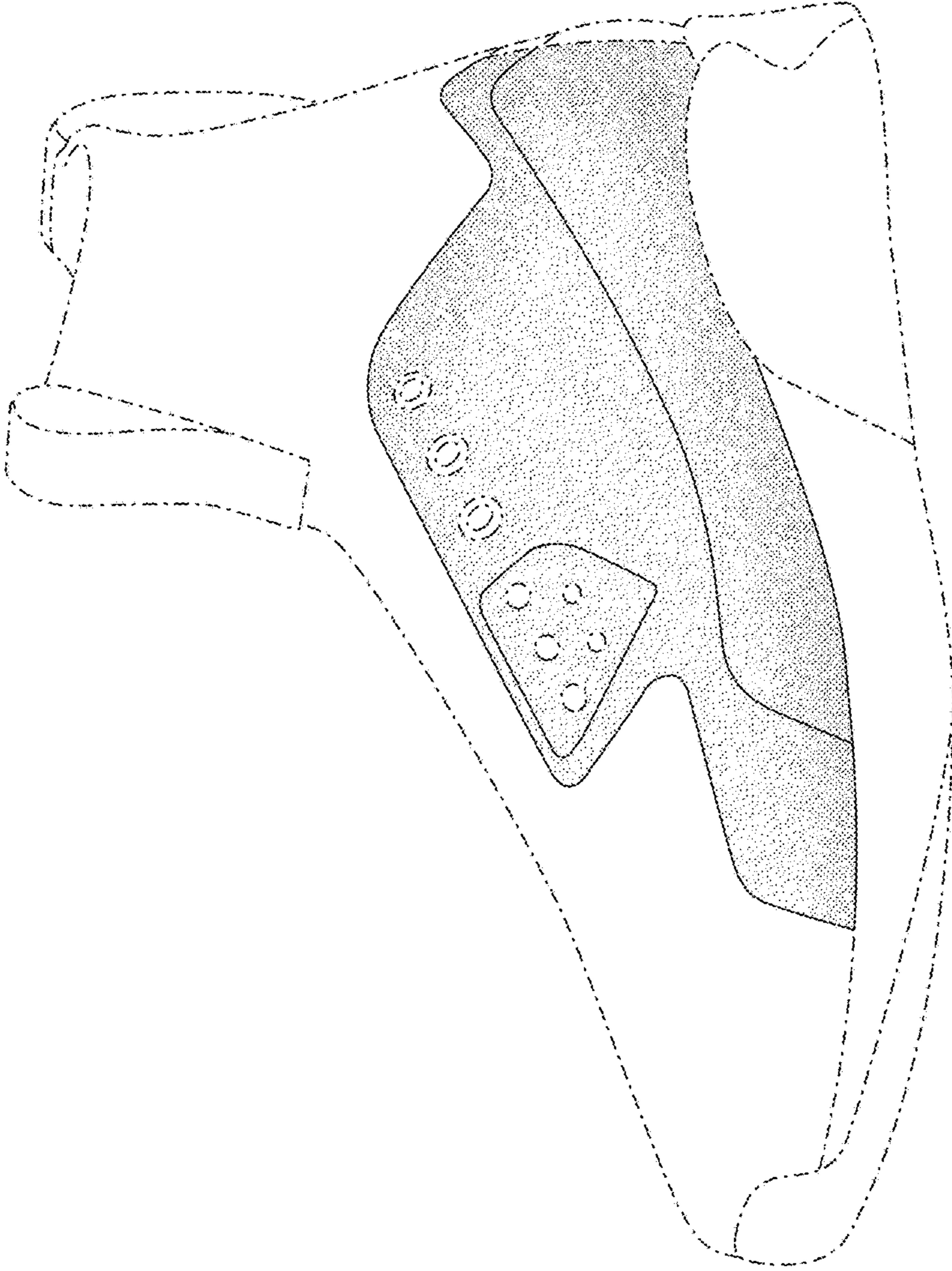


FIG. 1

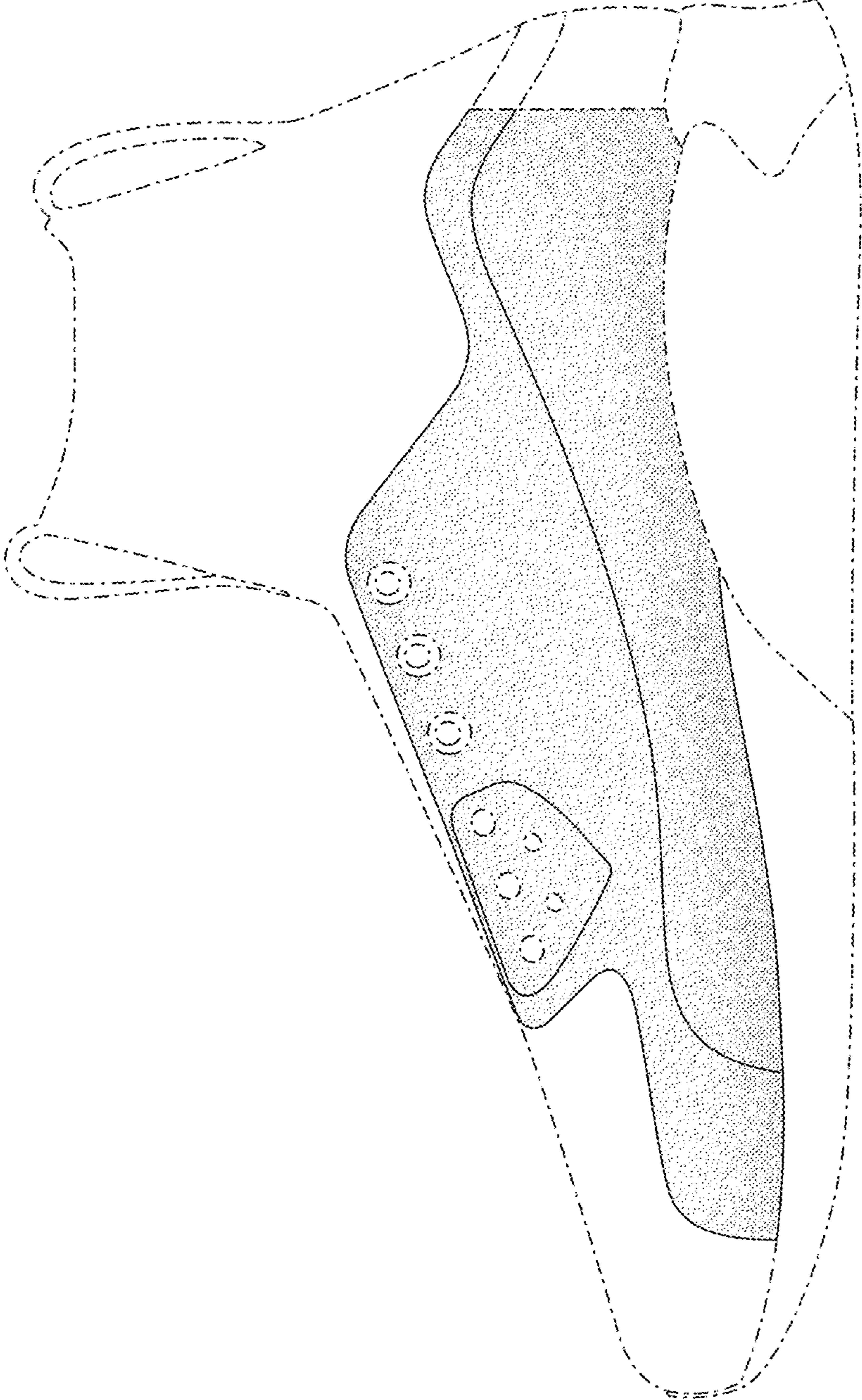


FIG. 2