



US00D790194S

(12) **United States Design Patent**
Shyllon

(10) **Patent No.:** **US D790,194 S**

(45) **Date of Patent:** **** Jun. 27, 2017**

- (54) **SHOE UPPER**
- (71) Applicant: **NIKE, Inc.**, Beaverton, OR (US)
- (72) Inventor: **Tamimu A. Shyllon**, Portland, OR (US)
- (73) Assignee: **NIKE, Inc.**, Beaverton, OR (US)
- (**) Term: **15 Years**
- (21) Appl. No.: **29/551,079**
- (22) Filed: **Jan. 11, 2016**
- (51) **LOC (10) Cl.** **02-04**
- (52) **U.S. Cl.**
USPC **D2/972**
- (58) **Field of Classification Search**
USPC D2/902, 907, 909–912, 920, 943–946,
D2/969, 970, 972–975, 977, 978; D5/47,
D5/53
CPC A43B 1/04; A43B 3/0078; A43B 5/06;
A43B 9/02; A43B 9/04; A43B 11/00;
A43B 23/0205; A43B 23/0245; A43B
23/025; A43B 23/027; A43B 23/04; A43B
23/042; A43B 23/24; A43B 23/25; A43B
23/26
See application file for complete search history.

- D636,584 S 4/2011 Williams, Jr.
- D636,585 S 4/2011 Williams, Jr.
- D636,586 S 4/2011 Williams, Jr.
- D638,621 S * 5/2011 Mayden D2/972
- D648,518 S * 11/2011 Chang D2/972
- D649,771 S 12/2011 Lee
- D650,571 S 12/2011 Thornhill
- D653,440 S 2/2012 Hatfield et al.
- D658,862 S 5/2012 Stryjak et al.
- D658,865 S 5/2012 Stryjak et al.
- D659,372 S 5/2012 Stryjak et al.
- D659,978 S 5/2012 Grenet et al.
- D659,979 S 5/2012 Grenet et al.
- D671,734 S 12/2012 Petrie
- D675,423 S 2/2013 Fogg et al.
- D675,817 S * 2/2013 Shyllon D2/972
- D679,081 S 4/2013 Bosomworth
- D679,082 S 4/2013 Bosomworth
- D680,314 S 4/2013 Amphyon
- D680,315 S 4/2013 Amphyon
- D680,728 S 4/2013 Stryjak

(Continued)

Primary Examiner — Sandra Snapp
Assistant Examiner — Katherine Glennon
(74) *Attorney, Agent, or Firm* — Banner & Witcoff, Ltd.

(57) **CLAIM**

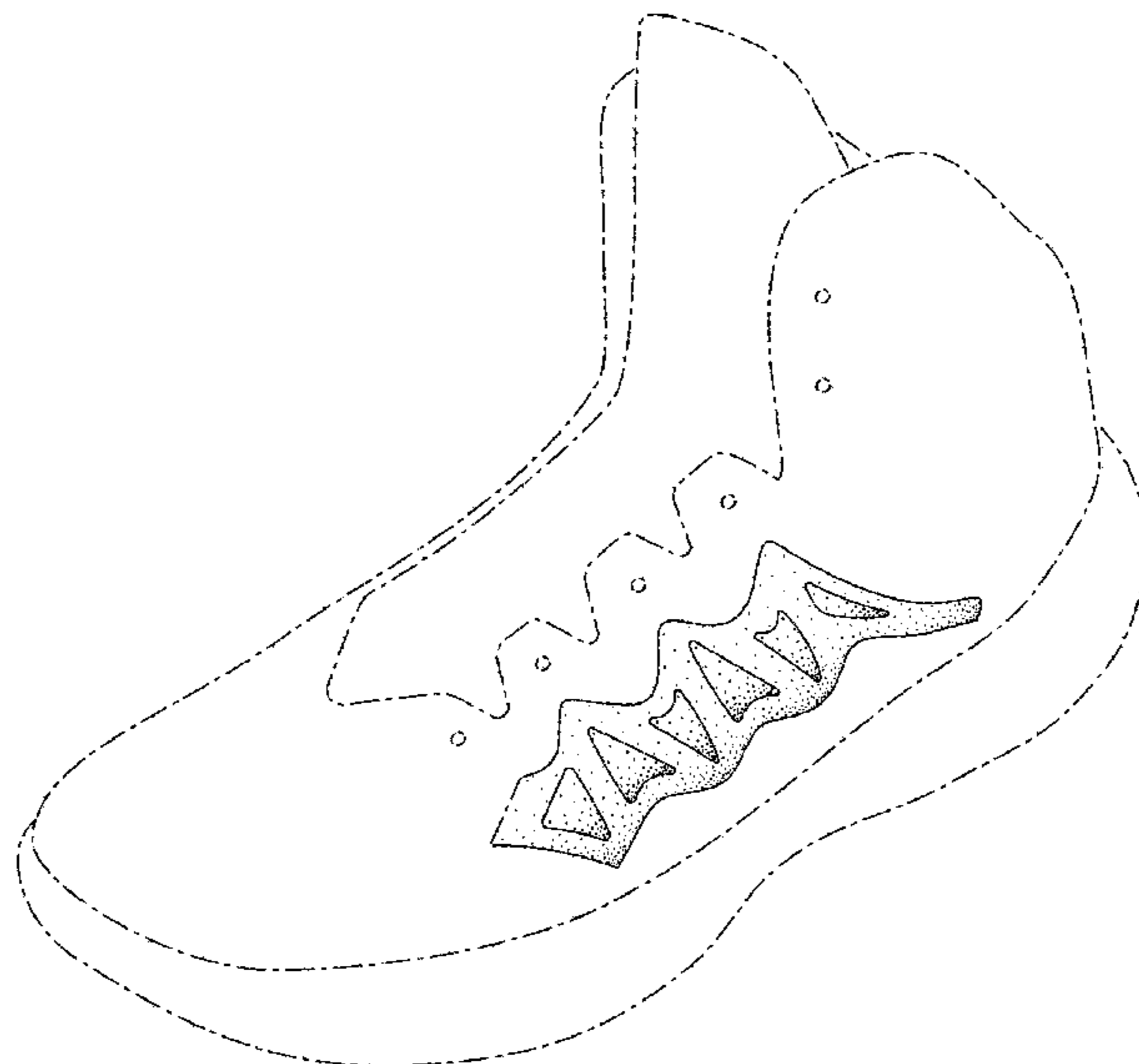
The ornamental design for a shoe upper, as shown and described.

DESCRIPTION

FIG. 1 is a front perspective view of a shoe upper showing my new design;
FIG. 2 is a side view thereof; and,
FIG. 3 is a rear perspective view thereof.
The broken line immediately adjacent to the shaded area represents an unclaimed boundary of the design. The broken lines showing the remainder of the shoe are for environmental purposes only and form no part of the claimed design.

1 Claim, 3 Drawing Sheets

- (56) **References Cited**
U.S. PATENT DOCUMENTS
- D368,578 S 4/1996 Smith
- D369,459 S 5/1996 Feller
- D369,896 S 5/1996 Banik
- D377,712 S 2/1997 Avar et al.
- D388,402 S 12/1997 Smith
- D499,874 S 12/2004 Panariello, Jr.
- D500,199 S 12/2004 Clegg
- D515,800 S 2/2006 Bertholon
- D525,021 S 7/2006 Chang et al.
- D551,838 S 10/2007 Brewer
- D600,898 S 9/2009 St-Louis et al.



(56)

References Cited

U.S. PATENT DOCUMENTS

D682,531 S	*	5/2013	O'Shea	D2/972
D682,533 S	*	5/2013	Little	D2/972
D682,534 S	*	5/2013	Little	D2/972
D684,757 S	*	6/2013	Grenet	D2/972
D689,277 S		9/2013	Taylor	
D690,492 S		10/2013	Bosomworth	
D690,493 S		10/2013	Bosomworth	
D690,494 S		10/2013	Bosomworth	
D692,223 S		10/2013	Hui	
D699,934 S		2/2014	Hatfield	
D700,425 S		3/2014	Fogg	
D700,429 S		3/2014	Miner	
D701,384 S		3/2014	Leleu	
D707,029 S		6/2014	Wright	
D707,030 S	*	6/2014	Miner	D2/972
D710,082 S		8/2014	Miner	
D710,591 S		8/2014	Mervar	
D713,634 S	*	9/2014	Shyllon	D2/972
D715,529 S	*	10/2014	Shyllon	D2/972
D717,534 S		11/2014	Amphyon	
D719,337 S	*	12/2014	Miner	D2/972
D722,429 S	*	2/2015	Amphyon	D2/972
D725,366 S		3/2015	Grenet	
D731,776 S	*	6/2015	Portailler	D2/972

* cited by examiner

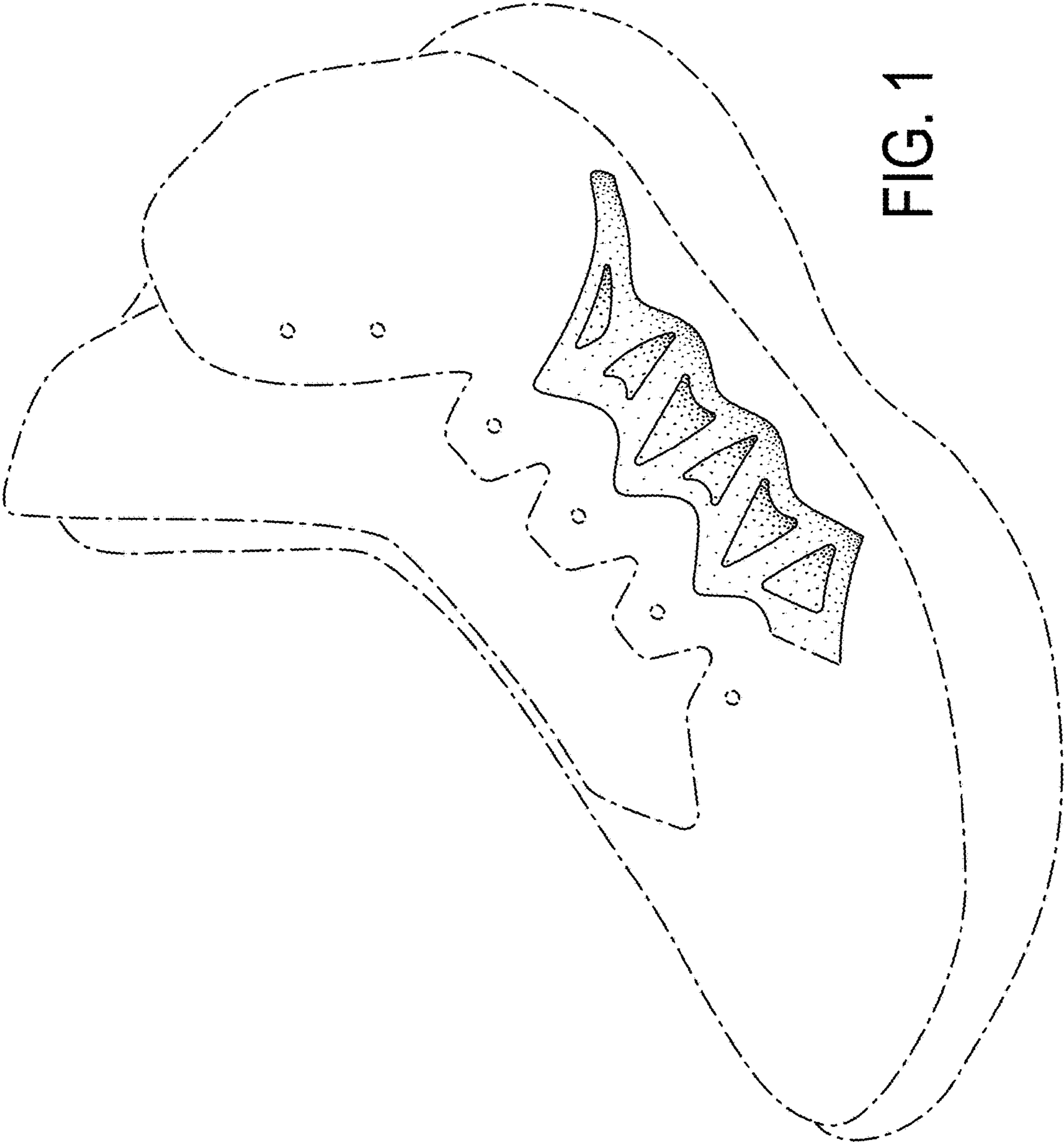


FIG. 1

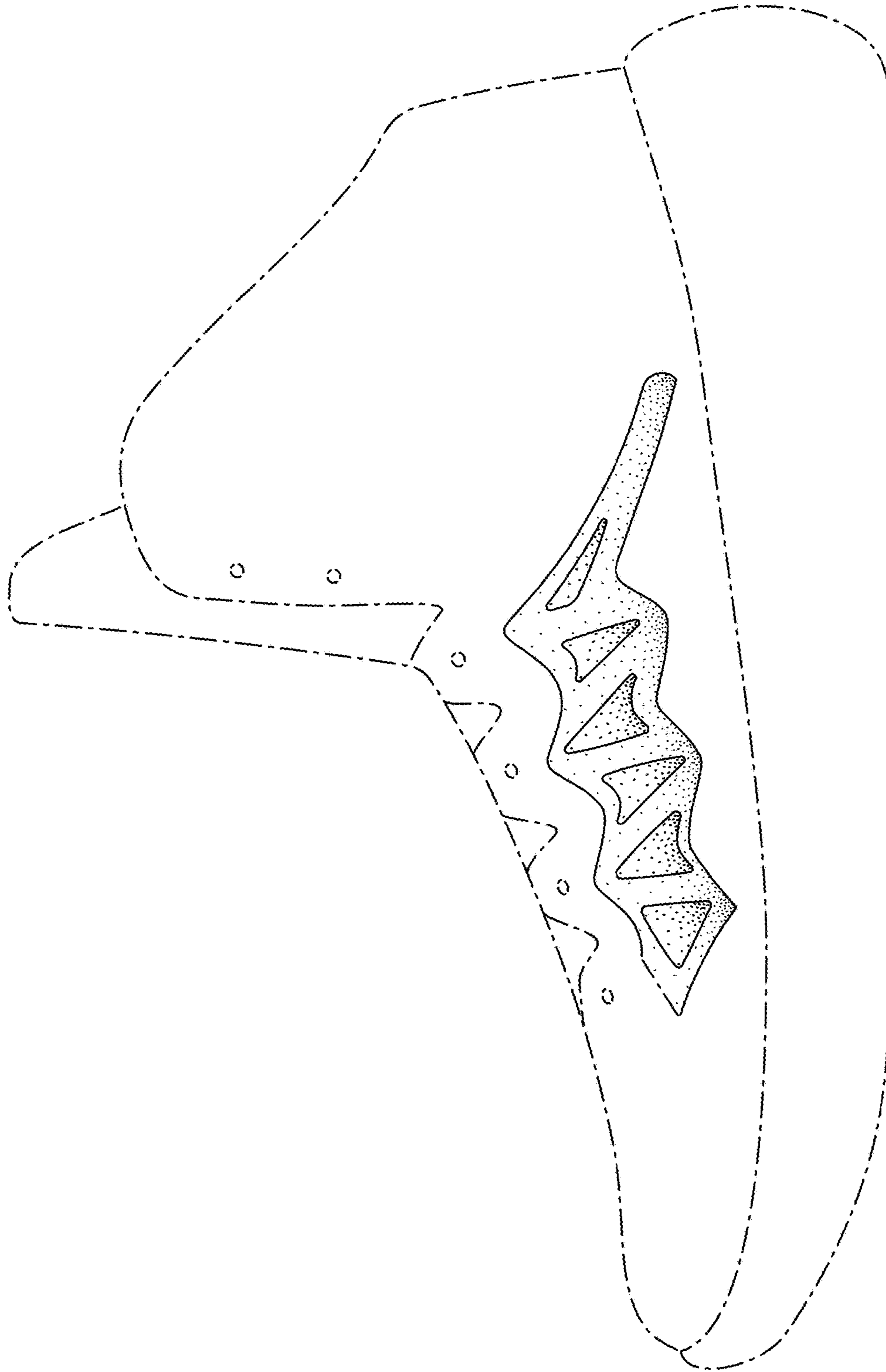


FIG. 2

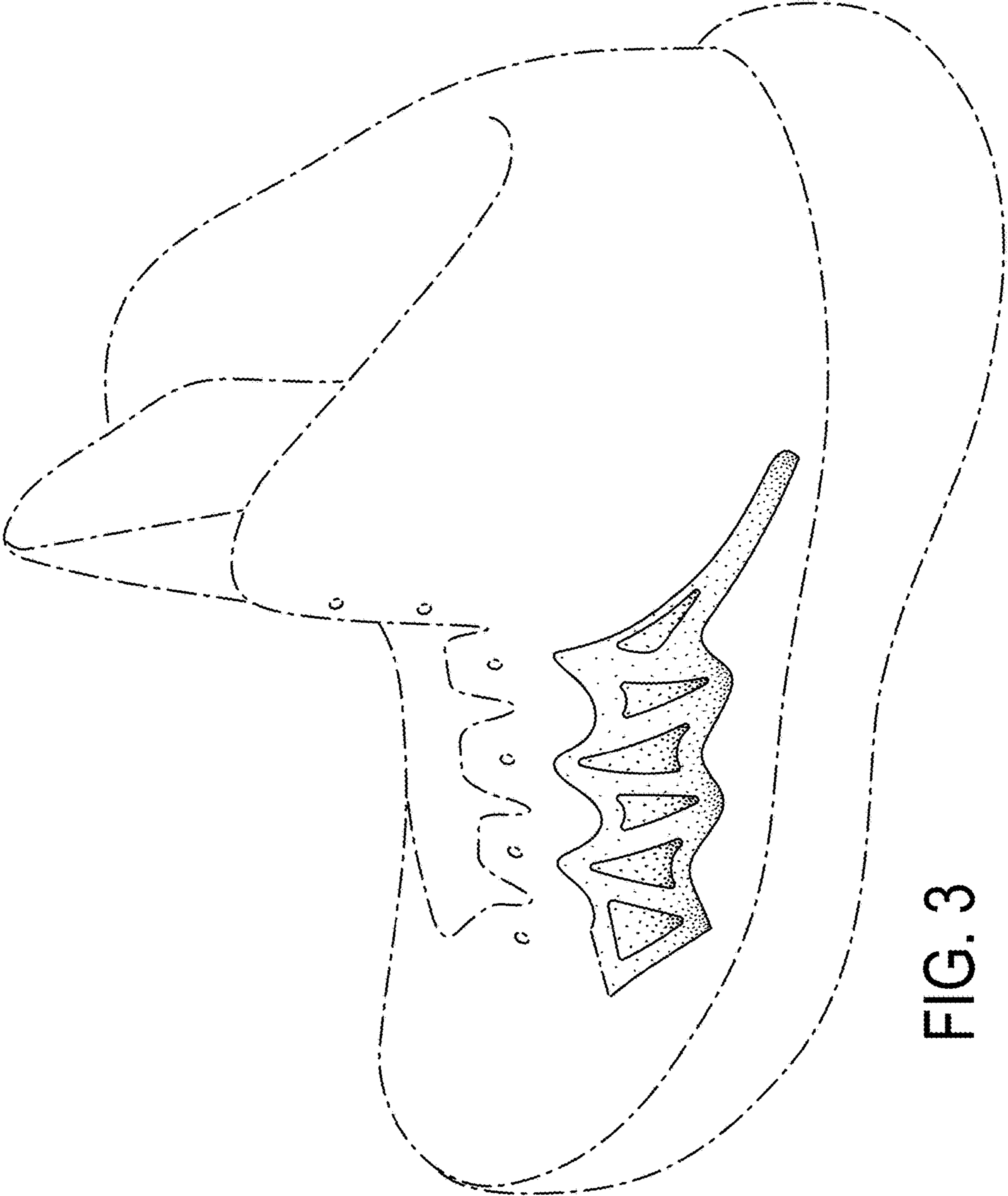


FIG. 3