

US00D790180S

(12) **United States Design Patent**
Little

(10) **Patent No.:** **US D790,180 S**
(45) **Date of Patent:** **** Jun. 27, 2017**

(54) **SHOE OUTSOLE**

(71) Applicant: **NIKE, Inc.**, Beaverton, OR (US)

(72) Inventor: **Chad G. Little**, Beaverton, OR (US)

(73) Assignee: **NIKE, Inc.**, Beaverton, OR (US)

(**) Term: **15 Years**

(21) Appl. No.: **29/545,969**

(22) Filed: **Nov. 17, 2015**

(51) **LOC (10) Cl.** **02-04**

(52) **U.S. Cl.**

USPC **D2/957**; D2/951

(58) **Field of Classification Search**

USPC D2/902, 906, 908, 916, 918, 925,
D2/946-962, 977; 36/3 B, 22 R, 24.5,
36/25 R, 28, 32 R, 34 R, 59 C, 67 A, 103
CPC A43B 13/00; A43B 13/02; A43B 13/023;
A43B 13/026; A43B 13/04; A43B 13/08;
A43B 13/10; A43B 13/12; A43B 13/14;
A43B 13/141; A43B 13/143; A43B
13/16; A43B 13/18; A43B 13/181; A43B
13/187; A43B 13/189; A43B 13/20; A43B
13/22; A43B 13/223; A43B 13/24; A43B
13/28; A43B 13/30; A43B 13/32; A43B
13/34; A43B 13/36

See application file for complete search history.

(56) **References Cited**

U.S. PATENT DOCUMENTS

D201,372 S 6/1965 Dobson
D487,614 S 3/2004 Le
D547,037 S 7/2007 Nakano
D643,191 S 8/2011 McClaskie
D669,256 S 10/2012 Castellon
D690,920 S 10/2013 Petrie
D694,500 S 12/2013 Hardman

D710,582 S 8/2014 Chang
D716,027 S 10/2014 Kirschner
D717,034 S 11/2014 Bramani
9,402,439 B2* 8/2016 Cross A43B 13/22
9,456,656 B2* 10/2016 Cross A43B 13/181
9,474,326 B2* 10/2016 Langvin A43B 5/00
9,538,811 B2* 1/2017 Cross A43B 13/02
9,549,590 B2* 1/2017 Cross A43B 13/187
9,554,620 B2* 1/2017 Cross B32B 27/065
9,554,622 B2* 1/2017 Cross A43B 13/14
D782,795 S* 4/2017 Cin D2/951
D782,796 S* 4/2017 Cin D2/951
D782,797 S* 4/2017 Cin D2/951
D782,798 S* 4/2017 Cin D2/951
2016/0157553 A1* 6/2016 Cross A43B 13/023
36/30 R

(Continued)

Primary Examiner — T. Chase Nelson

(74) *Attorney, Agent, or Firm* — Banner & Witcoff, Ltd.

(57) **CLAIM**

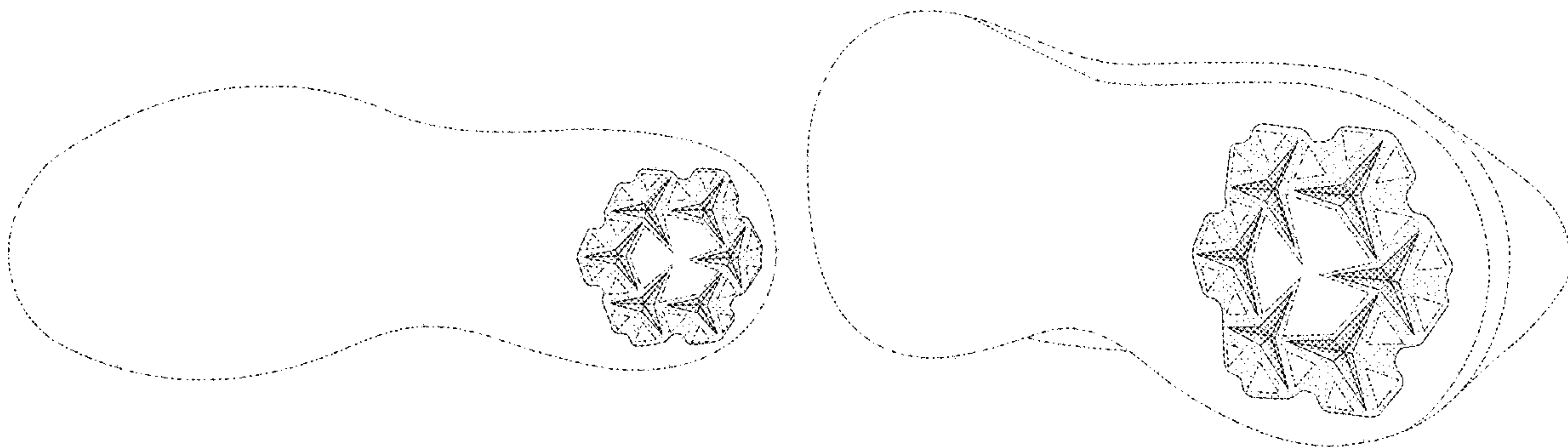
The ornamental design for a shoe outsole, as shown and described.

DESCRIPTION

FIG. 1 is a front perspective view of a shoe outsole showing my new design;
FIG. 2 is a bottom view thereof;
FIG. 3 is a rear perspective view thereof;
FIG. 4 is an enlarged rear perspective view with unclaimed subject matter omitted; and,
FIG. 5 is an additional enlarged rear perspective view with unclaimed subject matter omitted.

The broken lines immediately adjacent to the shaded area represent unclaimed boundaries of the design. The nineteen unshaded regions within the shaded area that are demarcated by broken lines form no part of the claimed design. The broken lines showing the remainder of the shoe are for environmental purposes only and form no part of the claimed design.

1 Claim, 5 Drawing Sheets



(56)

References Cited

U.S. PATENT DOCUMENTS

2016/0157557 A1* 6/2016 Cross A43B 13/223
36/25 R
2016/0157558 A1* 6/2016 Cross A43B 13/14
36/25 R
2016/0219979 A1* 8/2016 Wright A43B 13/14
2016/0302520 A1* 10/2016 Cross A43B 13/22
2016/0366976 A1* 12/2016 Cross A43B 13/181
2016/0374429 A1* 12/2016 Langvin A43B 5/00
36/25 R
2017/0042285 A1* 2/2017 Lawless A43B 13/181

* cited by examiner



FIG. 1




FIG. 2

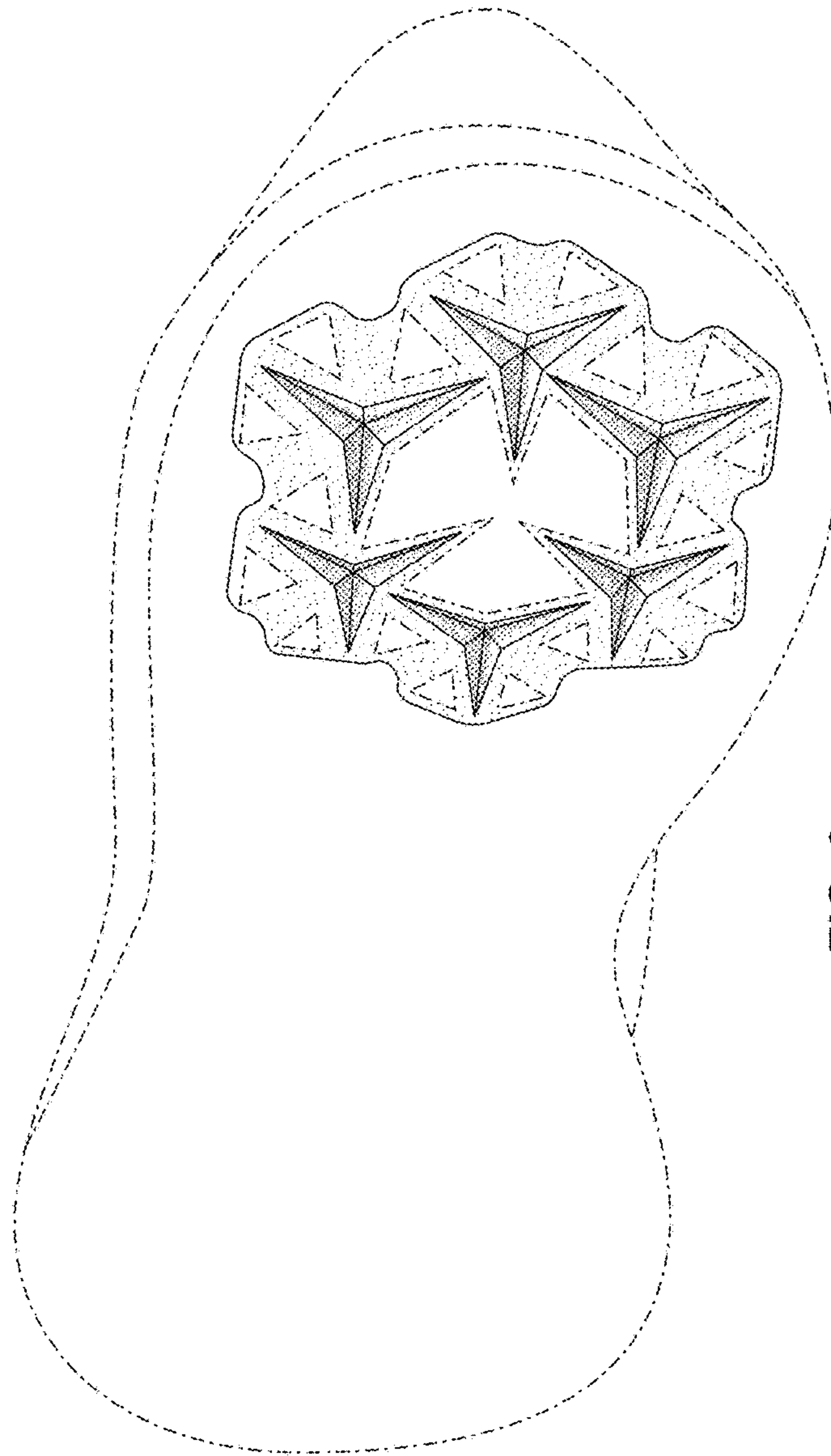


FIG. 3

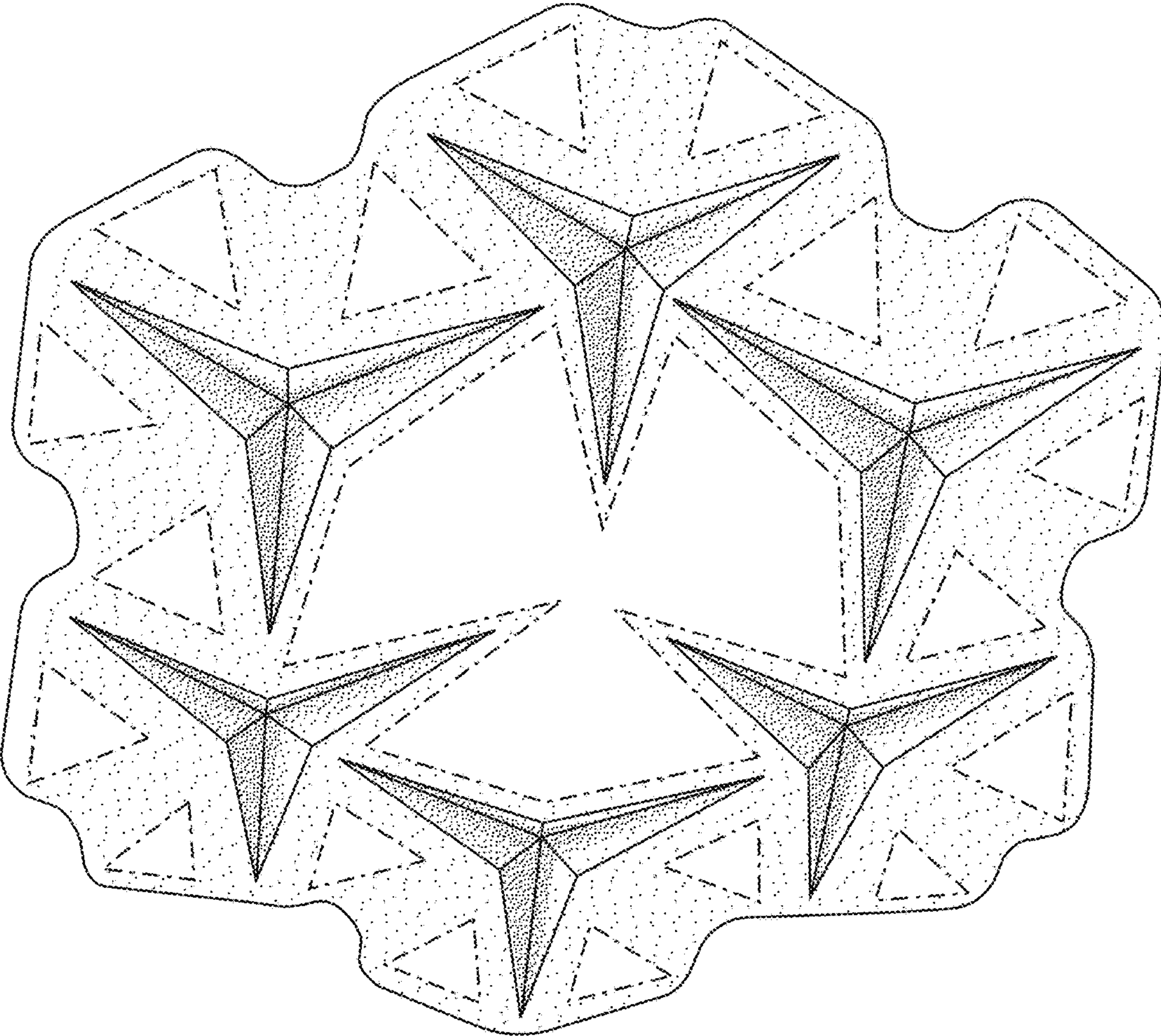


FIG. 4

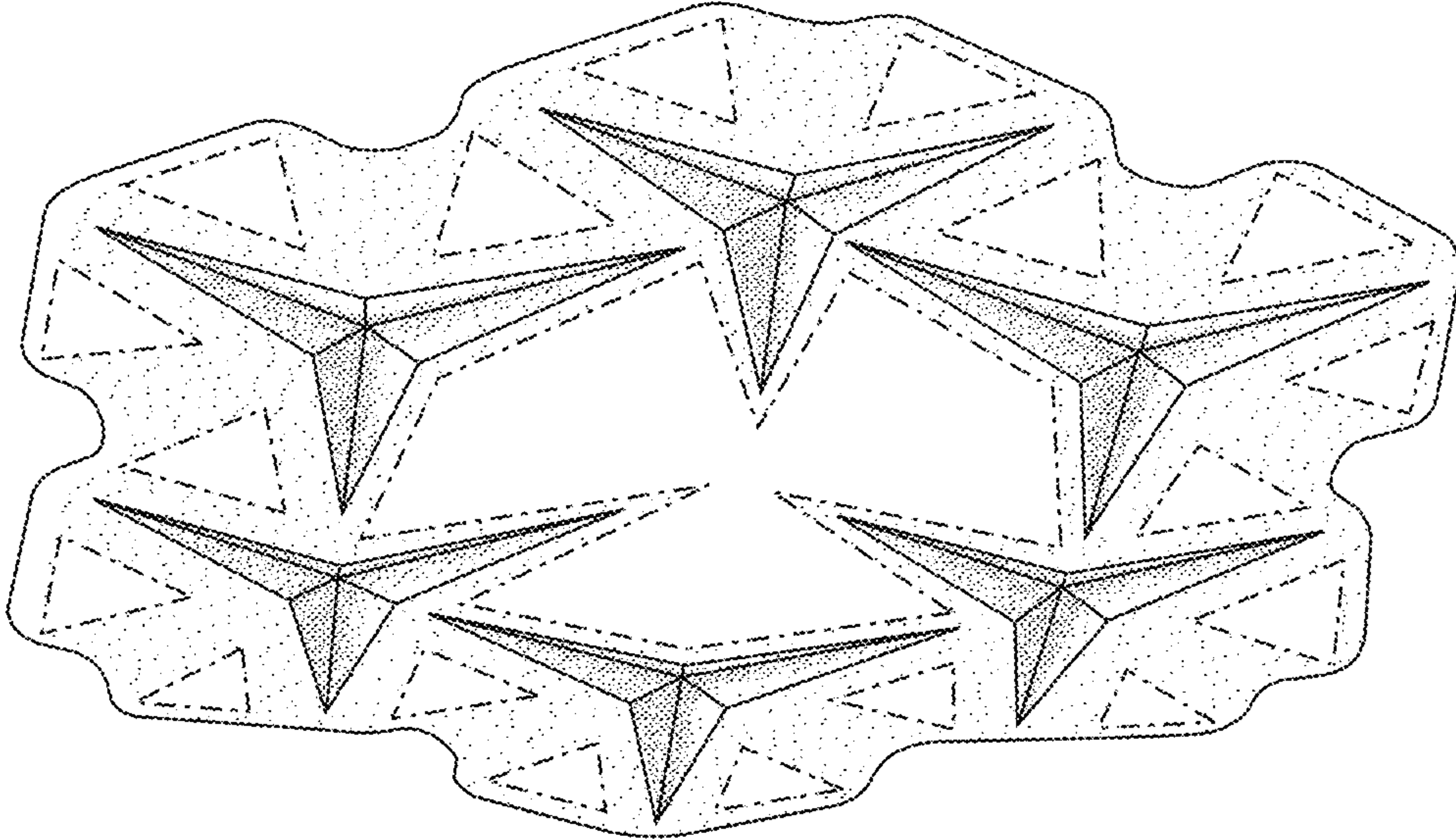


FIG. 5