



US00D790177S

(12) **United States Design Patent**  
**Engel et al.**

(10) **Patent No.:** **US D790,177 S**  
(45) **Date of Patent:** **\*\* Jun. 27, 2017**

(54) **SHOE OUTSOLE**

(71) Applicant: **Converse Inc.**, Boston, MA (US)

(72) Inventors: **Gavin Engel**, Somerville, MA (US);  
**Damion Silver**, Boston, MA (US)

(73) Assignee: **Converse Inc.**, Boston, MA (US)

(\*\*) Term: **15 Years**

(21) Appl. No.: **29/545,677**

(22) Filed: **Nov. 14, 2015**

(51) **LOC (10) Cl.** ..... **02-04**

(52) **U.S. Cl.**

USPC ..... **D2/954**; D2/959

(58) **Field of Classification Search**

USPC ..... D2/902, 906, 908, 916, 918, 925,  
D2/946-962, 977

CPC ..... A43B 13/00; A43B 13/02; A43B 13/023;  
A43B 13/026; A43B 13/04; A43B 13/08;  
A43B 13/10; A43B 13/12; A43B 13/14;  
A43B 13/141; A43B 13/143; A43B  
13/16; A43B 13/18; A43B 13/181; A43B  
13/187; A43B 13/189; A43B 13/20; A43B  
13/22; A43B 13/223; A43B 13/24; A43B  
13/28; A43B 13/30; A43B 13/32; A43B  
13/34; A43B 13/36

See application file for complete search history.

(56) **References Cited**

**U.S. PATENT DOCUMENTS**

D50,573 S \* 4/1917 Hasel ..... D2/977  
1,989,902 A \* 2/1935 Westling ..... A43B 13/04  
36/19.5

D399,345 S \* 10/1998 Koh ..... D2/960  
D416,379 S \* 11/1999 Cintron ..... D2/957  
D499,239 S \* 12/2004 Burg ..... D2/953  
D541,019 S \* 4/2007 McClaskie ..... D2/951  
D554,836 S \* 11/2007 Shaffer ..... D2/947  
D657,119 S \* 4/2012 Polegato Moretti ..... D2/954  
D680,722 S \* 4/2013 Link ..... D2/951

\* cited by examiner

*Primary Examiner* — Cathron Brooks

*Assistant Examiner* — Aula Soroush

(74) *Attorney, Agent, or Firm* — Banner & Witcoff, Ltd.

(57) **CLAIM**

The ornamental design for a shoe outsole, as shown and described.

**DESCRIPTION**

FIG. 1 is a front perspective view of a shoe outsole showing our new design;

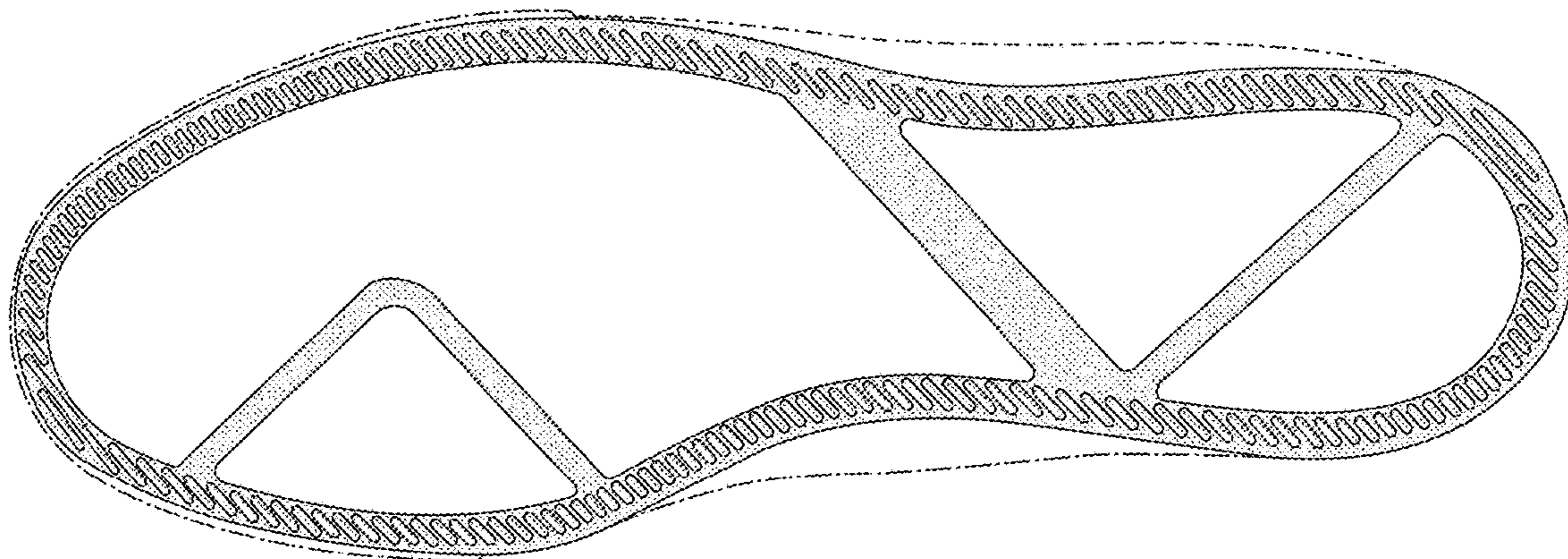
FIG. 2 is a bottom view thereof;

FIG. 3 is a rear perspective view thereof; and,

FIG. 4 is a second rear perspective view thereof.

The broken lines immediately adjacent to the shaded area represent unclaimed boundaries of the design. The broken lines showing the remainder of the shoe are for environmental purposes only and form no part of the claimed design.

**1 Claim, 4 Drawing Sheets**



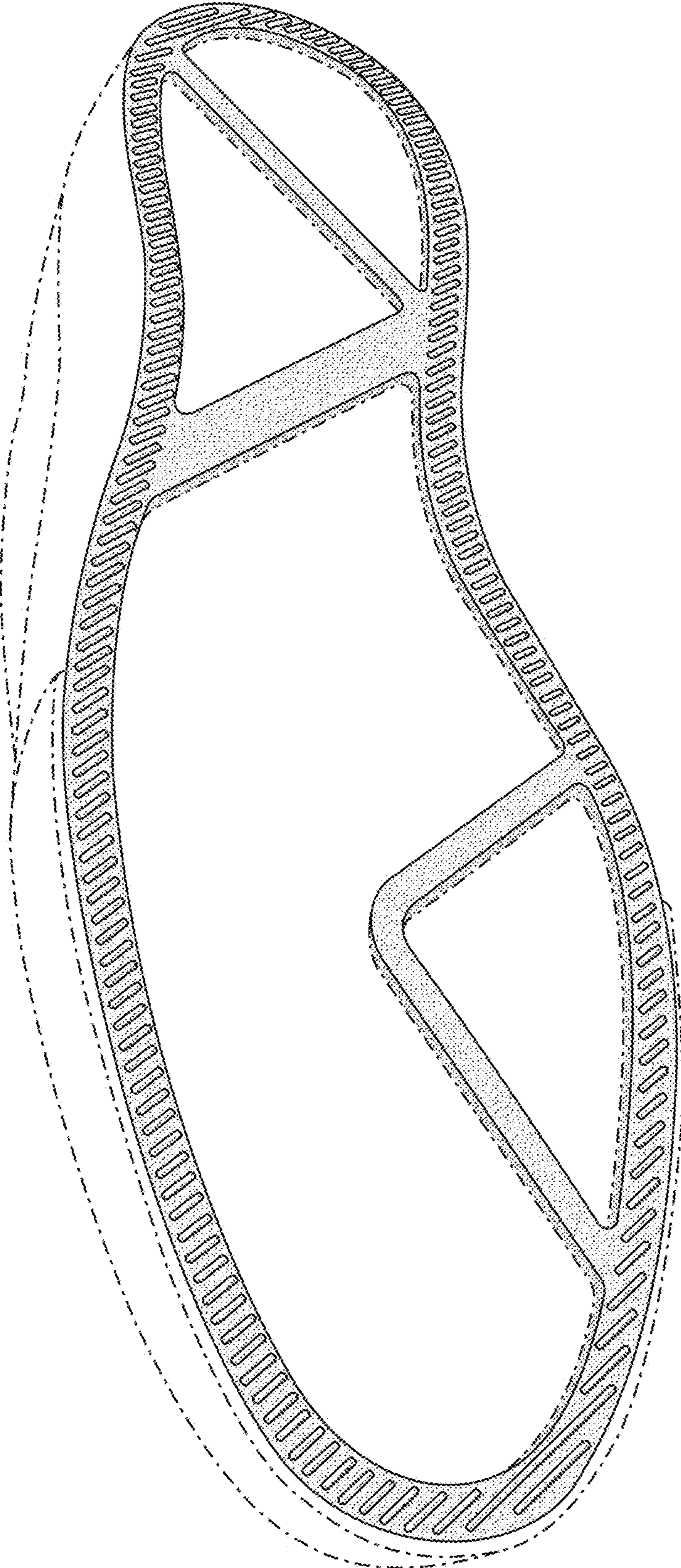


FIG. 1



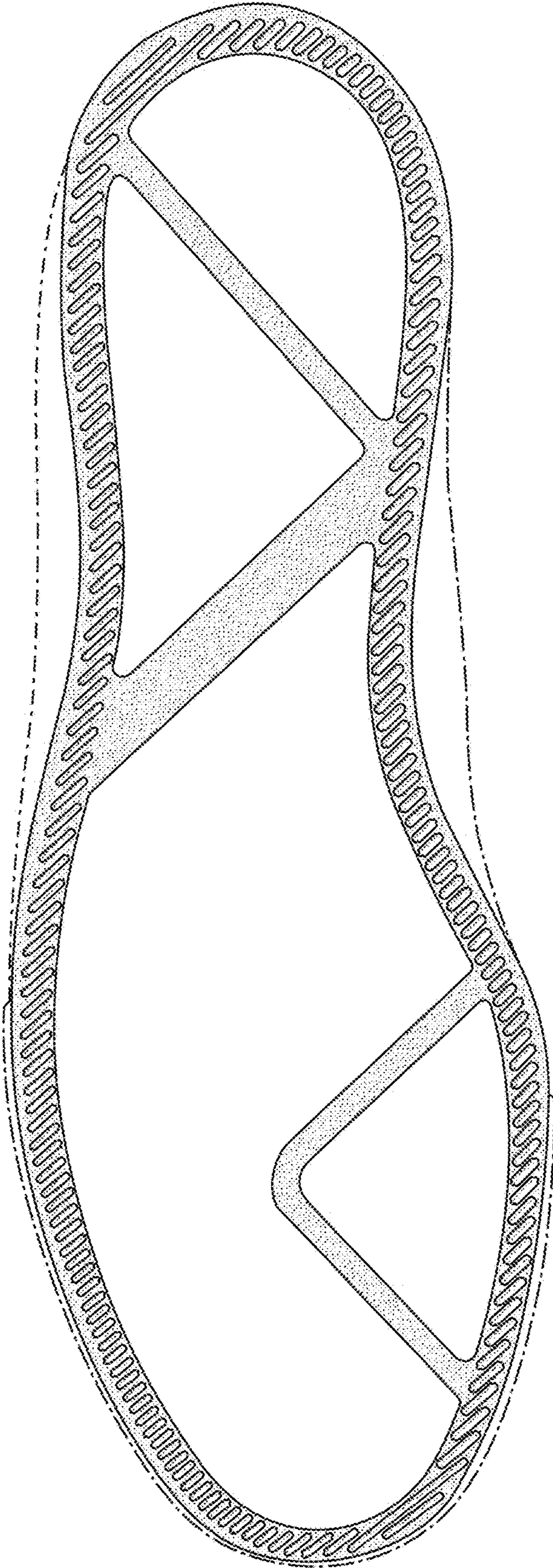
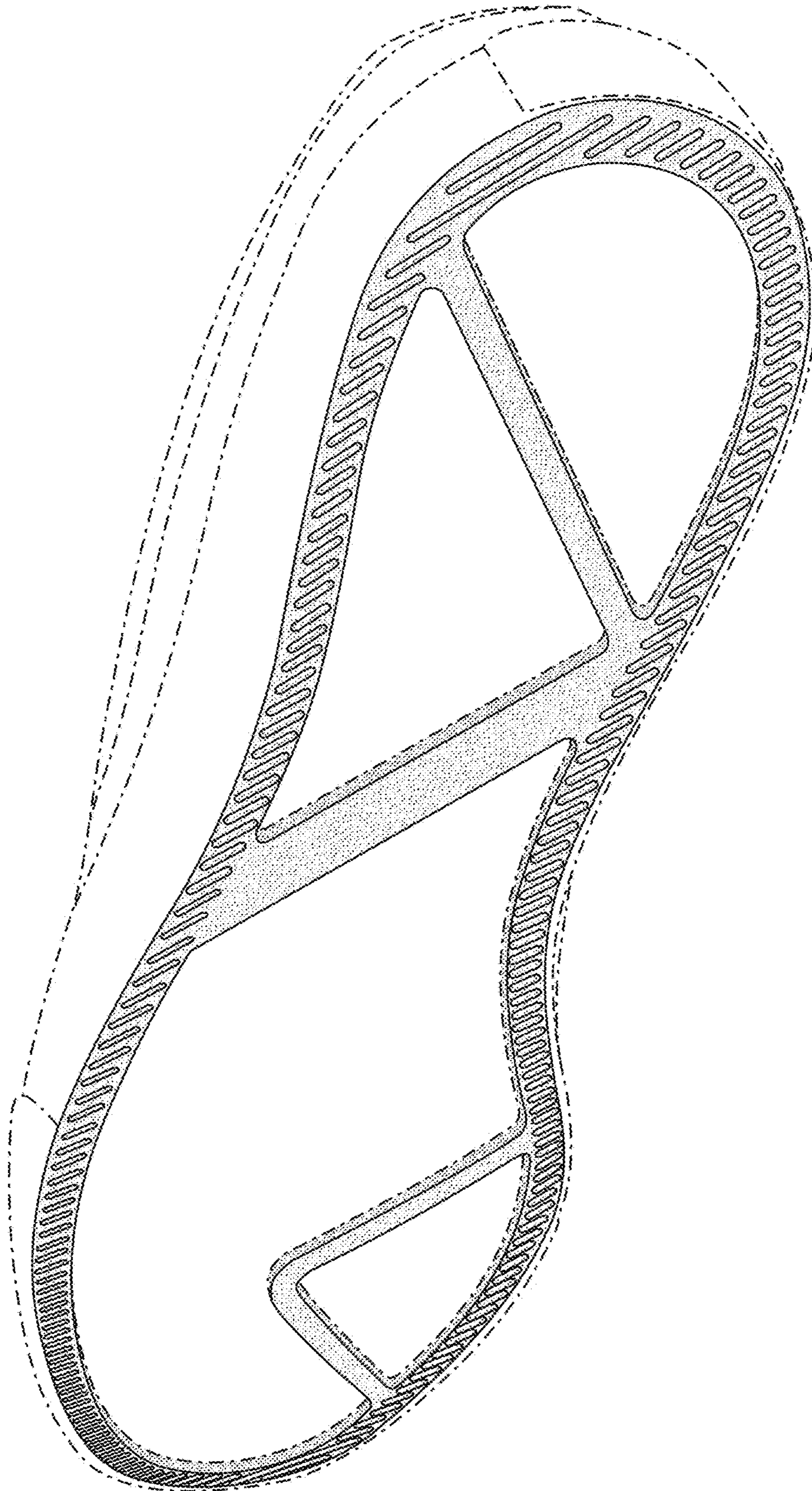


FIG. 2



**FIG. 3**



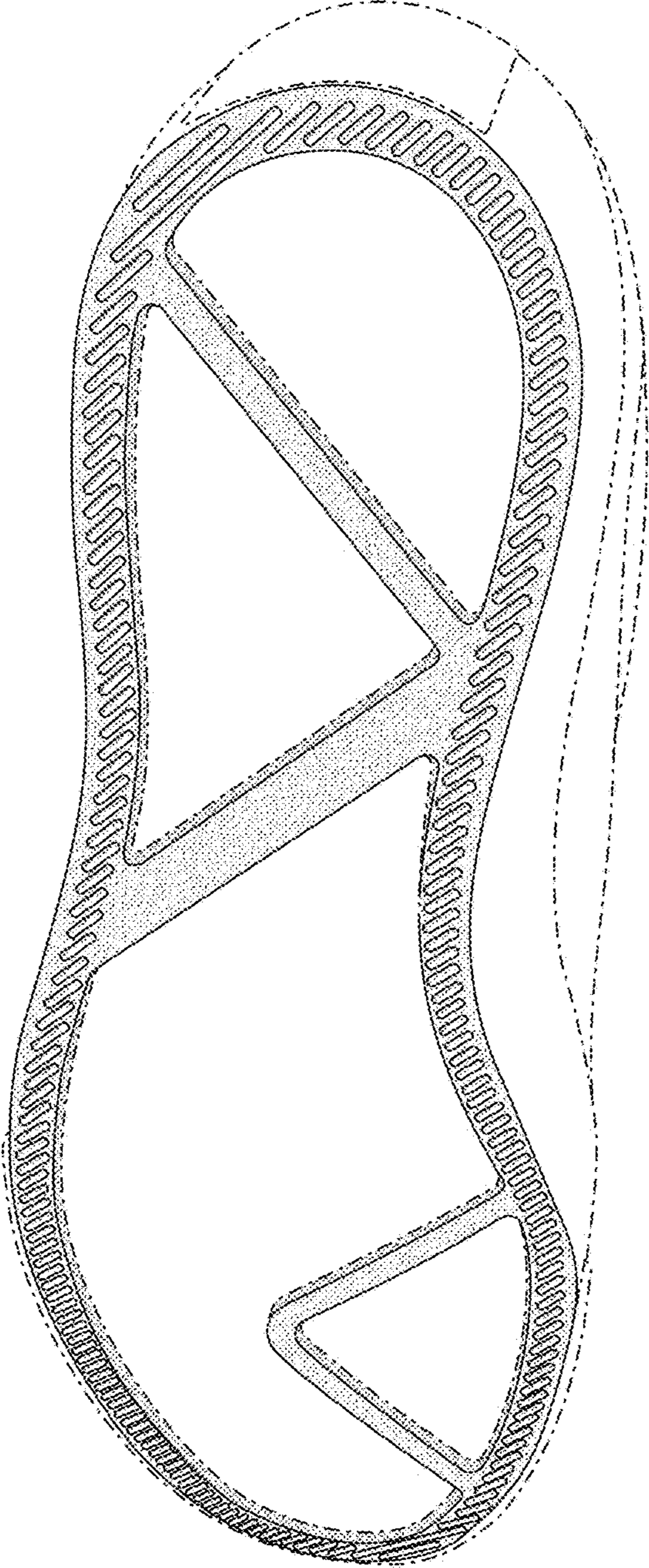


FIG. 4