



US00D790168S

(12) **United States Design Patent** (10) **Patent No.:** **US D790,168 S**  
**Daniel** (45) **Date of Patent:** **\*\* Jun. 27, 2017**

(54) **SHOE HEEL PROTECTOR**  
(71) Applicant: **Kala Dawn Daniel**, Woodstock, GA (US)  
(72) Inventor: **Kala Dawn Daniel**, Woodstock, GA (US)  
(\*\*) Term: **15 Years**  
(21) Appl. No.: **29/527,427**  
(22) Filed: **May 19, 2015**  
(51) **LOC (10) Cl.** ..... **02-04**  
(52) **U.S. Cl.**  
USPC ..... **D2/915**  
(58) **Field of Classification Search**  
USPC ..... D02/909, 910, 914, 915, 946, 965;  
36/72 B, 72 R, 73, 71.5, 7.1 R, 58.6, 136,  
36/132  
CPC ..... A43B 5/007; A43B 23/30; A43B 23/00  
See application file for complete search history.

(56) **References Cited**

U.S. PATENT DOCUMENTS

1,422,446 A \* 7/1922 Kaplan ..... A43C 13/00  
36/72 B  
2,875,532 A \* 3/1959 Fitzsimmons ..... A43B 21/42  
36/34 R  
3,035,357 A \* 5/1962 Valenti ..... A43B 5/007  
12/142 Q  
3,045,365 A \* 7/1962 Bingham, Jr. .... A43B 3/16  
36/7.1 A  
4,424,635 A \* 1/1984 Jourdan ..... A43B 21/24  
36/34 A  
D296,720 S \* 7/1988 Martin ..... D2/915  
D301,182 S \* 5/1989 Girardat ..... D2/915  
D591,033 S \* 4/2009 Patterson ..... D2/915  
7,730,638 B2 \* 6/2010 Urbach ..... A43B 13/22  
36/72 B

9,301,575 B2 \* 4/2016 Hwang ..... A43B 21/265  
2008/0184598 A1 \* 8/2008 Handel ..... A43B 3/24  
36/100  
2008/0196279 A1 \* 8/2008 Epping ..... A43B 3/0078  
36/72 B  
2008/0216363 A1 \* 9/2008 Alexander ..... A43B 1/0027  
36/72 B  
2009/0282702 A1 \* 11/2009 Brown ..... A43B 3/166  
36/92  
2011/0185601 A1 \* 8/2011 Hampton ..... A43B 23/00  
36/72 B  
2014/0033579 A1 \* 2/2014 Greener ..... A43B 23/00  
36/72 B

\* cited by examiner

*Primary Examiner* — Holly Baynham  
*Assistant Examiner* — Rashida C Walshon  
(74) *Attorney, Agent, or Firm* — Baker, Donelson,  
Bearman, Caldwell & Berkowitz, PC; Dorian Kennedy

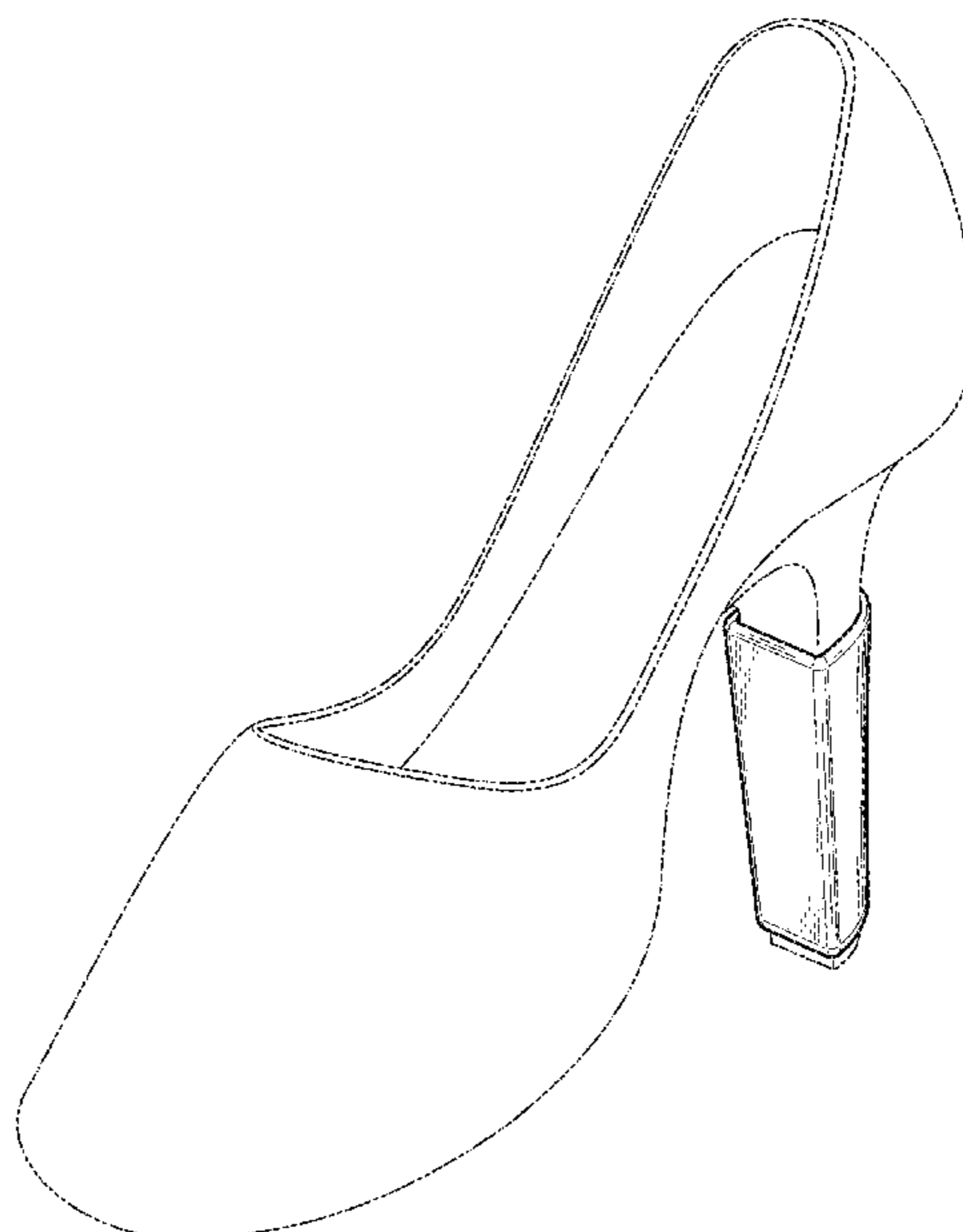
(57) **CLAIM**

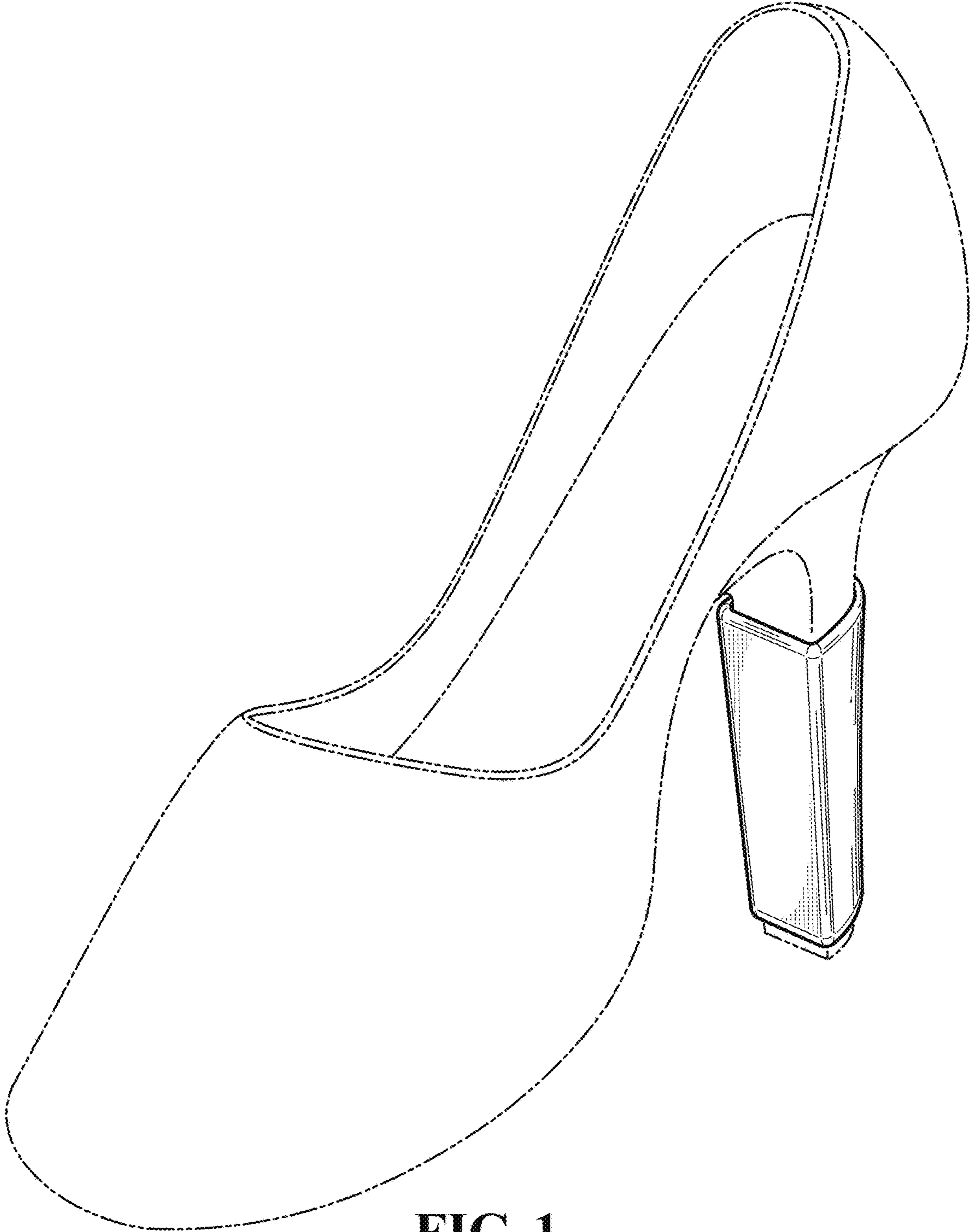
The ornamental design for a shoe heel protector, as shown and described.

**DESCRIPTION**

FIG. 1 is a perspective view of a shoe heel protector showing my new design, shown mounted on a shoe heel.  
FIG. 2 is a perspective view of thereof.  
FIG. 3 is a left side view thereof, the right side view being a mirror image thereof.  
FIG. 4 is a front view thereof.  
FIG. 5 is a rear view thereof.  
FIG. 6 is a top view thereof; and,  
FIG. 7 is a bottom view thereof.  
The broken lines depict portions of the shoe heel protector that form no part of the claimed design.

**1 Claim, 2 Drawing Sheets**





**FIG. 1**

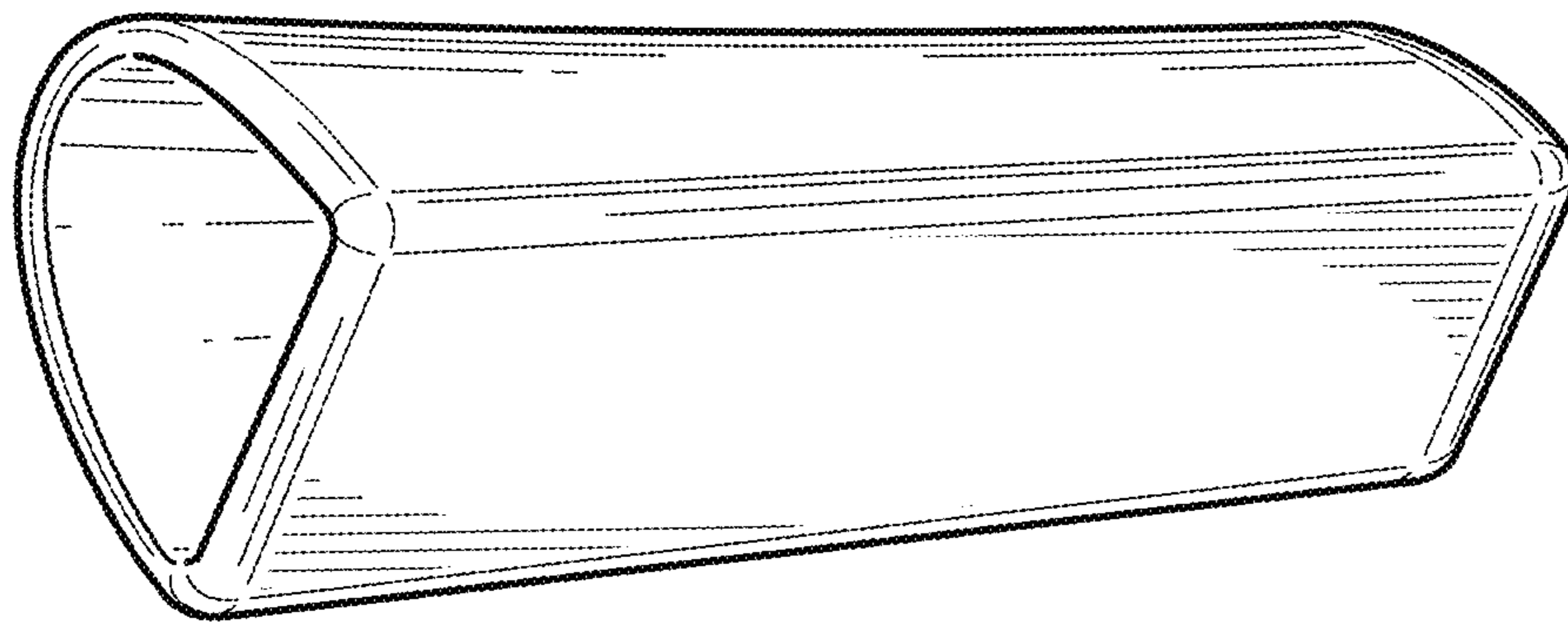


FIG. 2

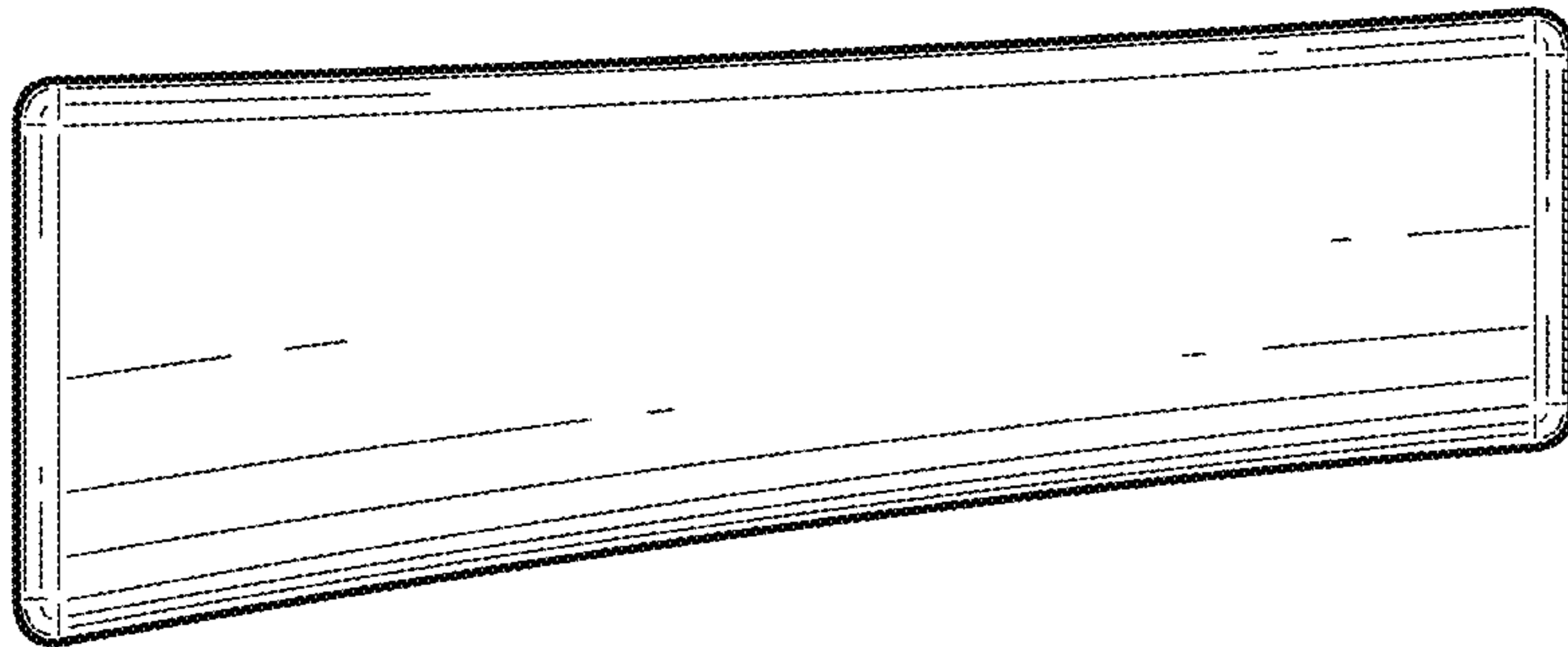


FIG. 3

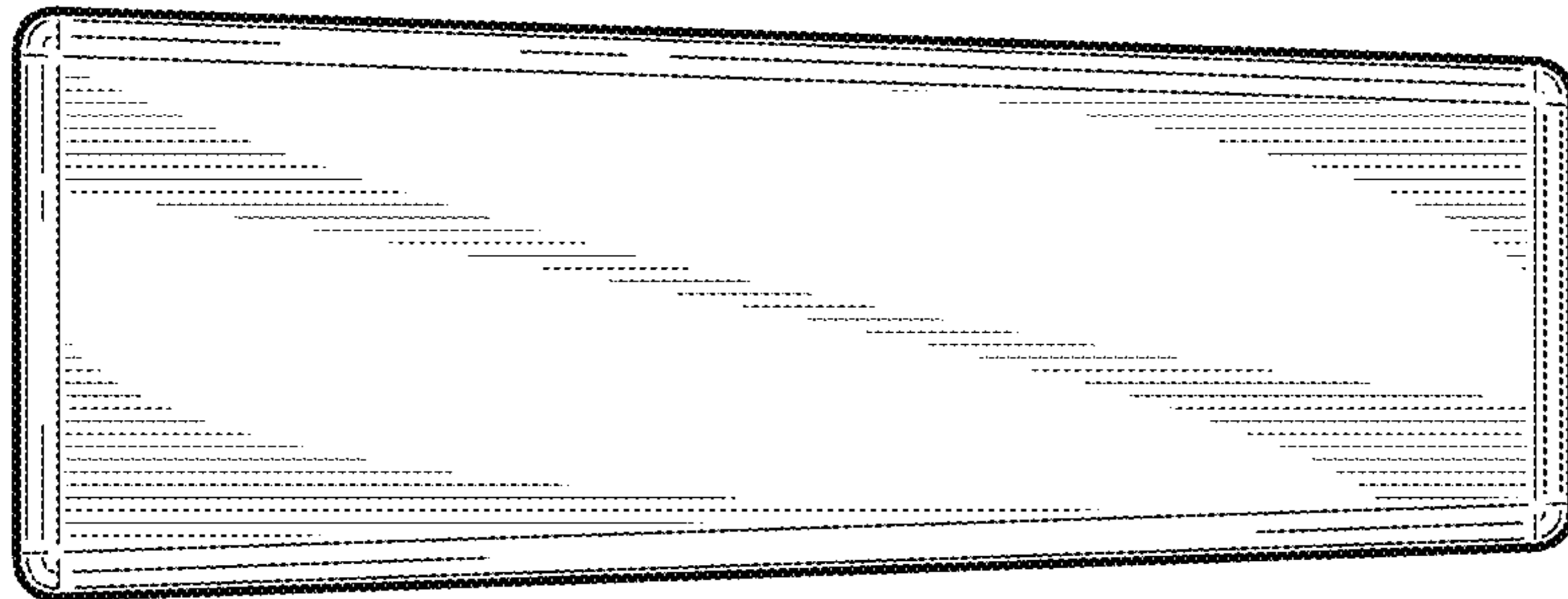


FIG. 4

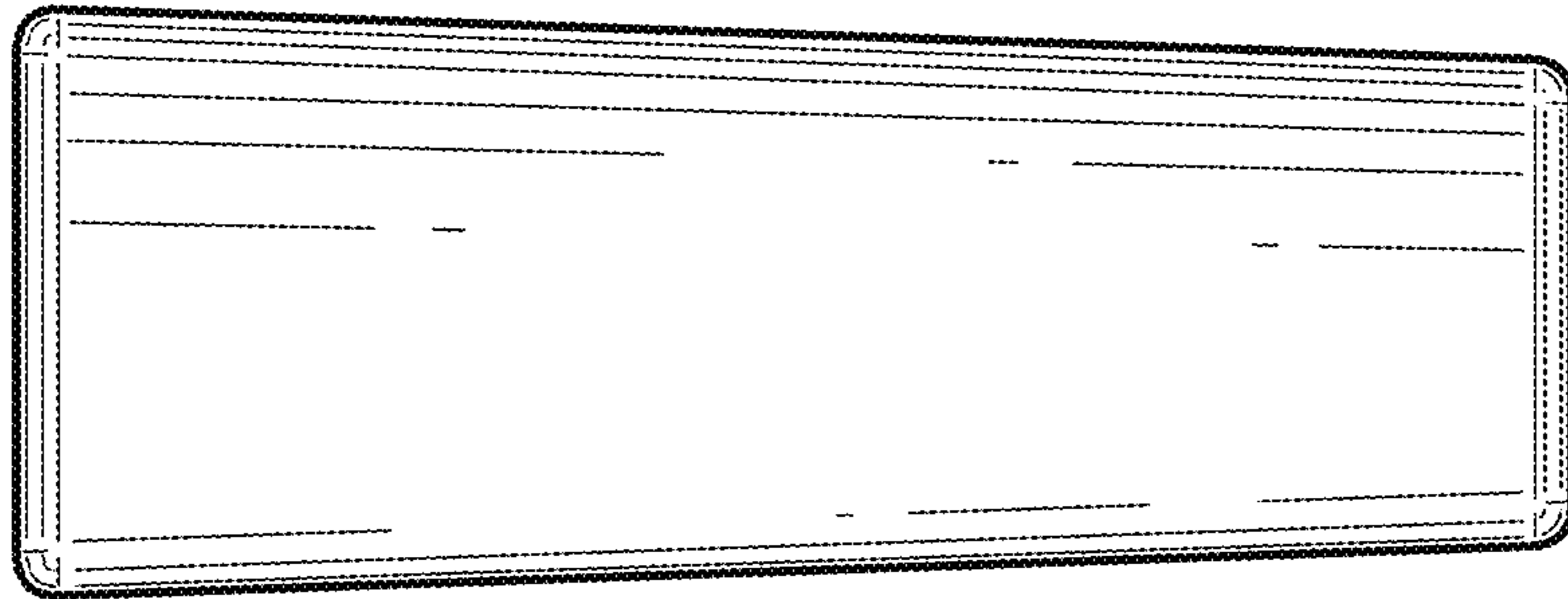


FIG. 5

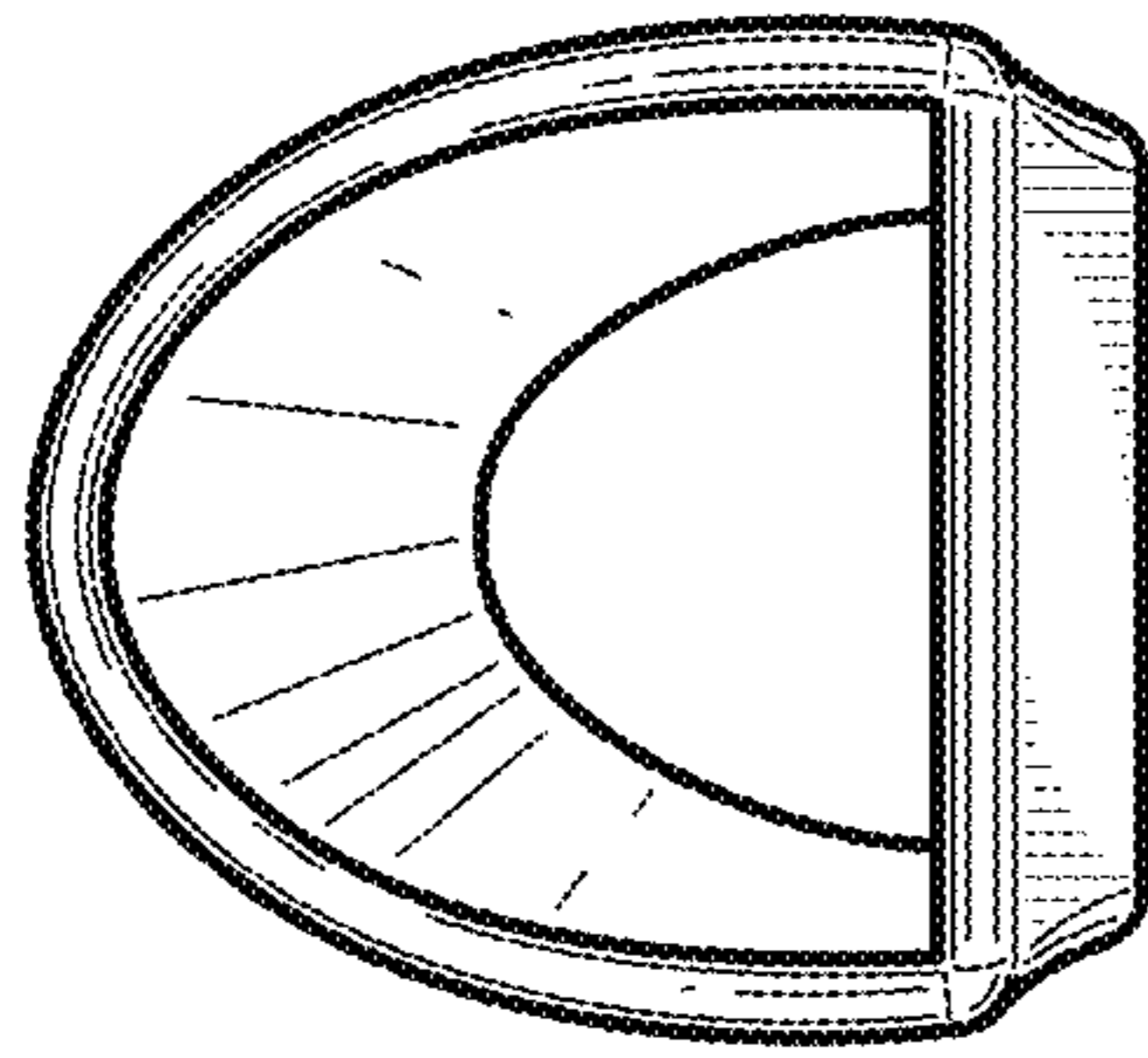


FIG. 6

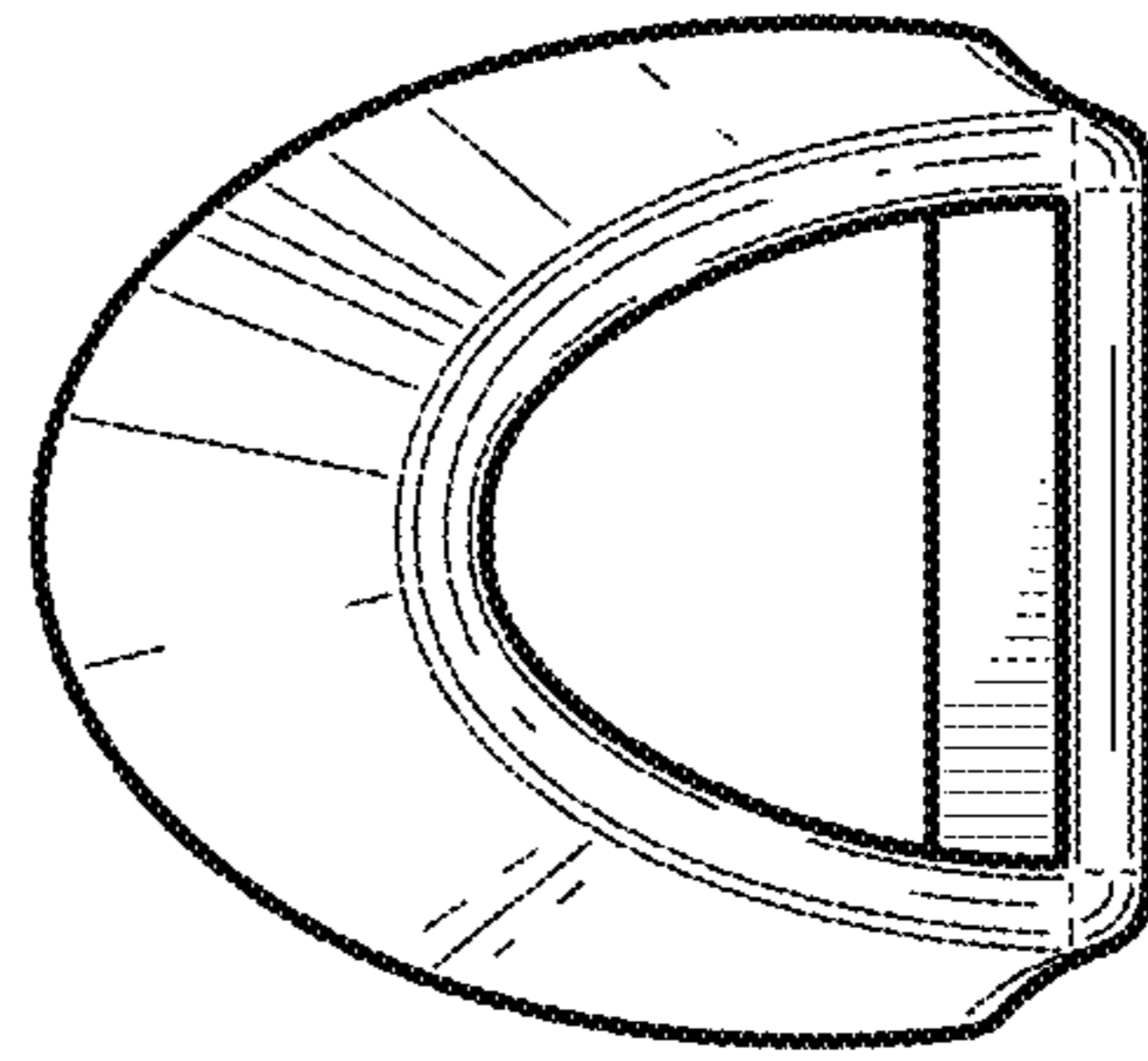


FIG. 7