



US00D790161S

(12) **United States Design Patent**  
**Lee**

(10) **Patent No.:** **US D790,161 S**  
(45) **Date of Patent:** **\*\* Jun. 27, 2017**

(54) **TIGHT**

A41D 2400/60; A41D 2400/22; A41D 2600/00; A41D 2400/102; A41F 00/00

See application file for complete search history.

(71) Applicant: **NIKE, Inc.**, Beaverton, OR (US)

(72) Inventor: **Jamie Lee**, Portland, OR (US)

(73) Assignee: **NIKE, Inc.**, Beaverton, OR (US)

(\*\*) Term: **15 Years**

(21) Appl. No.: **29/551,321**

(22) Filed: **Jan. 12, 2016**

(51) **LOC (10) Cl.** ..... **02-02**

(52) **U.S. Cl.**

USPC ..... **D2/742**

(58) **Field of Classification Search**

USPC ..... D2/500–508, 600, 610–623, 700–717,  
D2/721–730, 739–741, 742, 749, 750,  
D2/754–827, 828, 839, 840–864;  
D5/63–66; D11/95–116; D29/100,  
D29/121.1; D21/803–810, 829

CPC .... A41B 1/00; A41B 1/08; A41B 1/10; A41B 1/12; A41B 1/18; A41B 1/04; A41B 1/06; A41B 1/24; A41B 3/02; A41B 3/04; A41B 13/00; A41D 1/00; A41D 1/007; A41D 1/02; A41D 1/04; A41D 1/06; A41D 3/00; A41D 3/005; A41D 3/02; A41D 3/04; A41D 3/06; A41D 5/00; A41D 5/003; A41D 5/006; A41D 15/00; A41D 15/005; A41D 15/007; A41D 27/00; A41D 27/20; A41D 27/201; A41D 27/202; A41D 27/204; A41D 27/205; A41D 29/00; A41D 31/0088; A41D 31/02; A41D 24/00; A41D 24/38; A41D 23/00; A41D 13/0012; A41D 13/0015; A41D 13/012; A41D 13/0537; A41D 13/0543; A41D 2400/42; A41D 2400/38;

(56) **References Cited**

U.S. PATENT DOCUMENTS

D507,858 S \* 8/2005 Ota ..... D2/731  
D513,831 S \* 1/2006 Ota ..... D2/731

(Continued)

OTHER PUBLICATIONS

“Nike Power Speed Men’s Running Tights” Jan. 9, 2016, nike.com, site visited Dec. 7, 2016 <[http://store.nike.com/us/en\\_us/pd/power-speed-mens-running-tights/pid-11104018/pgid-11072104](http://store.nike.com/us/en_us/pd/power-speed-mens-running-tights/pid-11104018/pgid-11072104)>.\*

*Primary Examiner* — Kevin Rudzinski

*Assistant Examiner* — Paul Bohannon

(74) *Attorney, Agent, or Firm* — Shook, Hardy & Bacon L.L.P.

(57) **CLAIM**

The ornamental design for a tight, as shown and described.

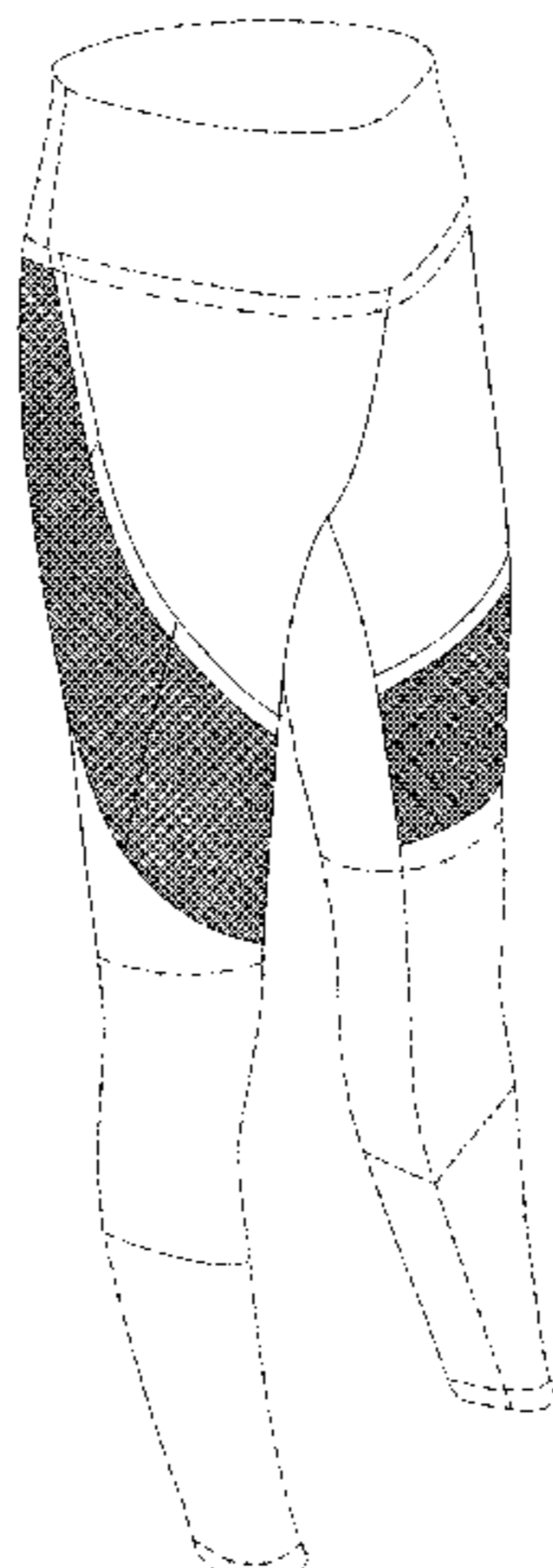
**DESCRIPTION**

FIG. 1 is a right, front perspective view of a tight according to the present design;  
FIG. 2 is a right, front perspective view of the tight depicting a different configuration of use;  
FIG. 3 is a front view thereof;  
FIG. 4 is a right side view thereof;  
FIG. 5 is a left side view thereof; and,  
FIG. 6 is a back side view thereof.

The evenly spaced broken lines shown in the drawings illustrate environment, and form no part of the claimed design.

The dot-dash broken lines are boundary lines, which define the bounds of the claimed design. These boundaries do not exist in reality in the article embodying the design. It is understood that the claimed design extends to these boundaries but does not include the boundaries.

(Continued)



The depiction of the crosshatched portions of the garment reflects a generic mesh pattern spanning these parts of the garment.

**1 Claim, 5 Drawing Sheets**

(56)

**References Cited**

U.S. PATENT DOCUMENTS

D517,280	S	*	3/2006	Ota	.....	D2/731
D520,715	S	*	5/2006	Ota	.....	A41D 13/08
						D2/731
D622,480	S	*	8/2010	Chionna	.....	D2/742
D641,134	S	*	7/2011	Zarabi	.....	D2/712
D641,539	S	*	7/2011	Zarabi	.....	D2/701
D681,311	S	*	5/2013	McLaren	.....	D2/742
D683,107	S	*	5/2013	McLaren	.....	D2/742
D698,518	S	*	2/2014	Tanaka	.....	D2/738
D728,898	S	*	5/2015	Haeberle	.....	D2/731
D746,545	S	*	1/2016	Kositchiranant	.....	D2/742
D747,592	S	*	1/2016	Hammer	.....	D2/742
2008/0120757	A1	*	5/2008	Nakazawa	.....	A41D 13/0015
						2/22
2016/0338424	A1	*	11/2016	Kehler	.....	A41D 1/08
2016/0339286	A1	*	11/2016	Kehler	.....	A63B 21/00178

\* cited by examiner

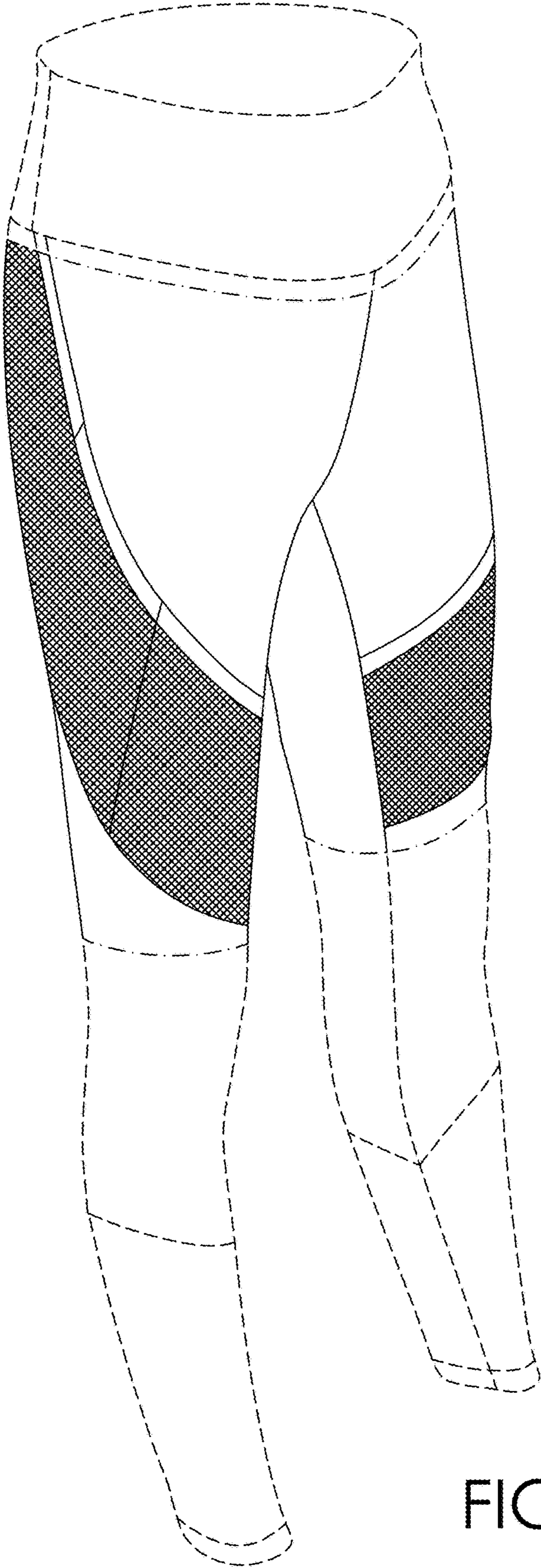


FIG. 1



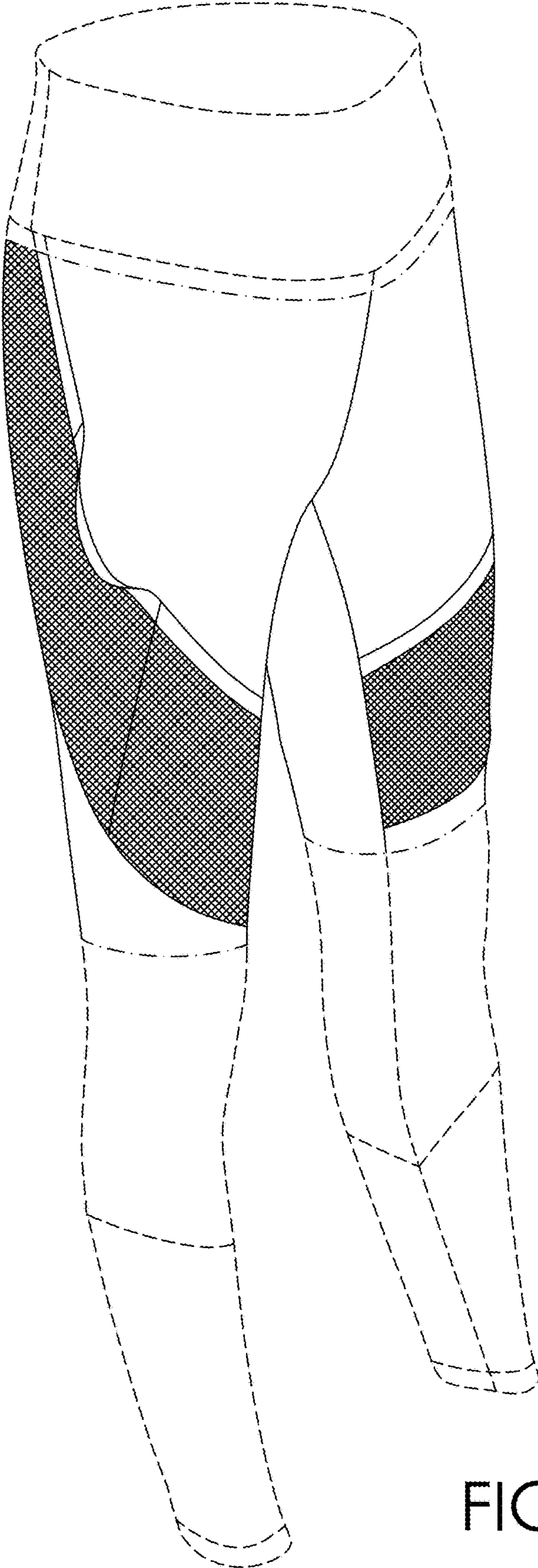


FIG. 2

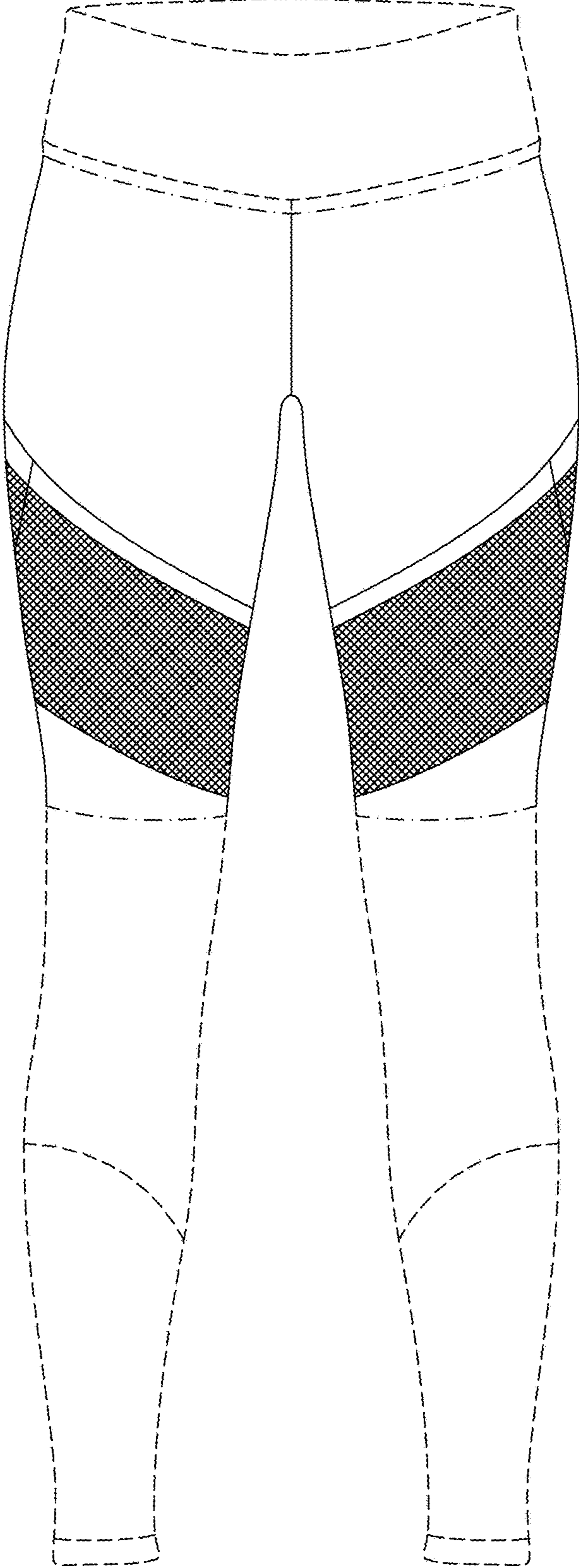


FIG. 3

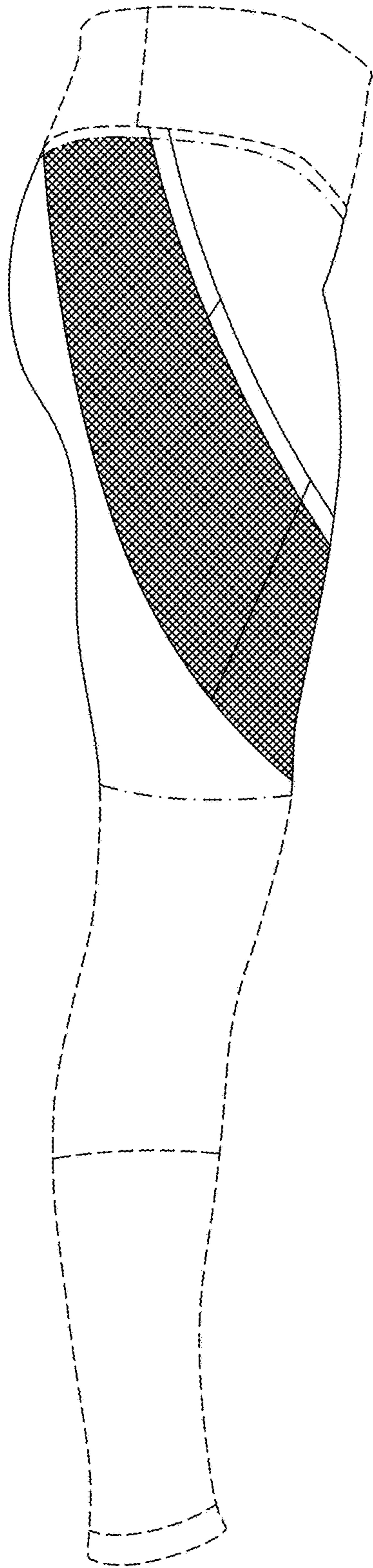


FIG. 4

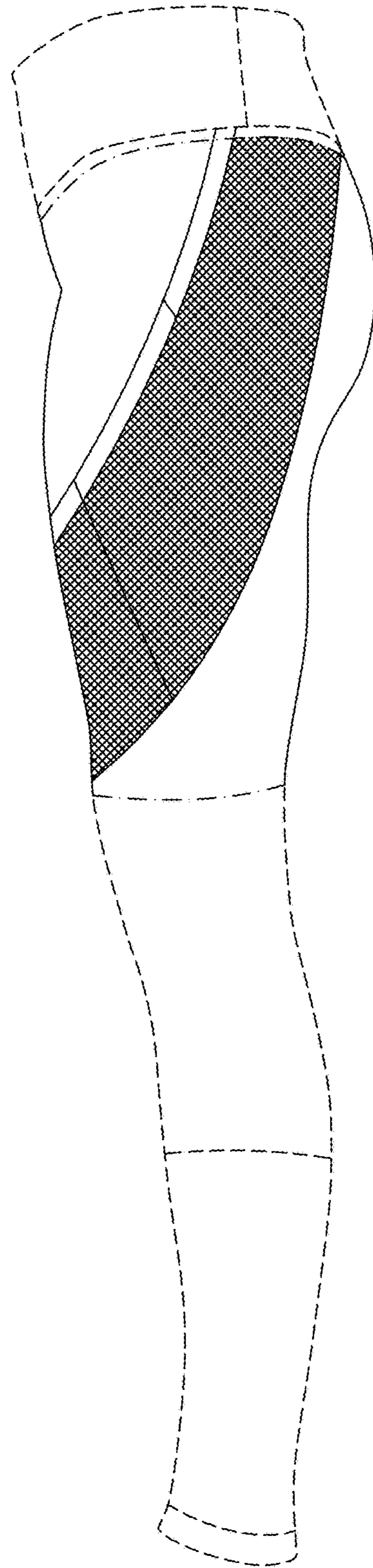


FIG. 5



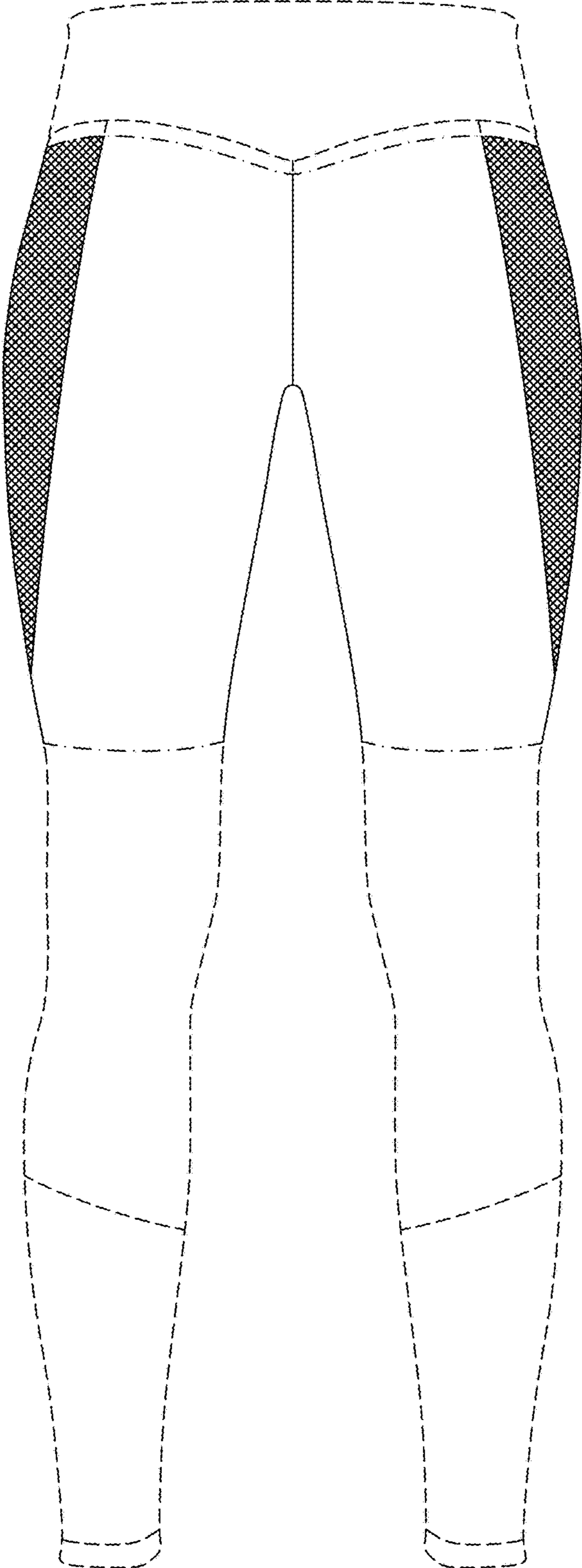


FIG. 6

UNITED STATES PATENT AND TRADEMARK OFFICE  
**CERTIFICATE OF CORRECTION**

PATENT NO. : D790,161 S  
APPLICATION NO. : 29/551321  
DATED : June 27, 2017  
INVENTOR(S) : Lee

Page 1 of 1

It is certified that error appears in the above-identified patent and that said Letters Patent is hereby corrected as shown below:

On the Title Page

In the Description:

Line 5: "thereof; and," should read --thereof; and--.

Signed and Sealed this  
First Day of August, 2017



Joseph Matal  
*Performing the Functions and Duties of the  
Under Secretary of Commerce for Intellectual Property and  
Director of the United States Patent and Trademark Office*