



US00D790155S

(12) **United States Design Patent** (10) **Patent No.:** **US D790,155 S**  
**Norton** (45) **Date of Patent:** **\*\* Jun. 27, 2017**

(54) **BUSTLE**  
(71) Applicant: **Jolene Renea Norton,**  
Milton-Freewater, OR (US)  
(72) Inventor: **Jolene Renea Norton,**  
Milton-Freewater, OR (US)  
(\*\*) Term: **15 Years**  
(21) Appl. No.: **29/546,995**  
(22) Filed: **Nov. 30, 2015**  
(51) **LOC (10) Cl.** ..... **02-01**  
(52) **U.S. Cl.**  
USPC ..... **D2/700**  
(58) **Field of Classification Search**  
USPC ..... D2/700, 706, 707, 709, 712, 713, 714,  
D2/715, 716, 729, 731, 732, 736, 734,  
D2/735, 737, 738, 739, 742, 855, 860,  
D2/863; D24/122, 124, 125, 126, 127,  
D24/128, 189, 215  
CPC .. A41B 9/00; A41B 9/001; A41B 9/02; A41B  
9/004; A41B 17/00; A41B 2500/50; A41B  
9/04; A41B 13/04  
See application file for complete search history.

(56) **References Cited**  
U.S. PATENT DOCUMENTS  
2,454,154 A \* 11/1948 Glick ..... A41C 3/0007  
450/48  
2,608,692 A \* 9/1952 Berg ..... A41F 11/02  
2/304  
D243,293 S \* 2/1977 Scheimberg ..... D2/625  
D274,669 S \* 7/1984 Lyle ..... D2/700  
D403,857 S \* 1/1999 Grove ..... D2/706  
D433,650 S \* 11/2000 Gable ..... D11/200  
D452,601 S \* 1/2002 Allen ..... D2/706  
7,210,170 B2 \* 5/2007 Lee ..... A41D 7/00  
2/450  
D631,638 S \* 2/2011 Jones ..... D2/706

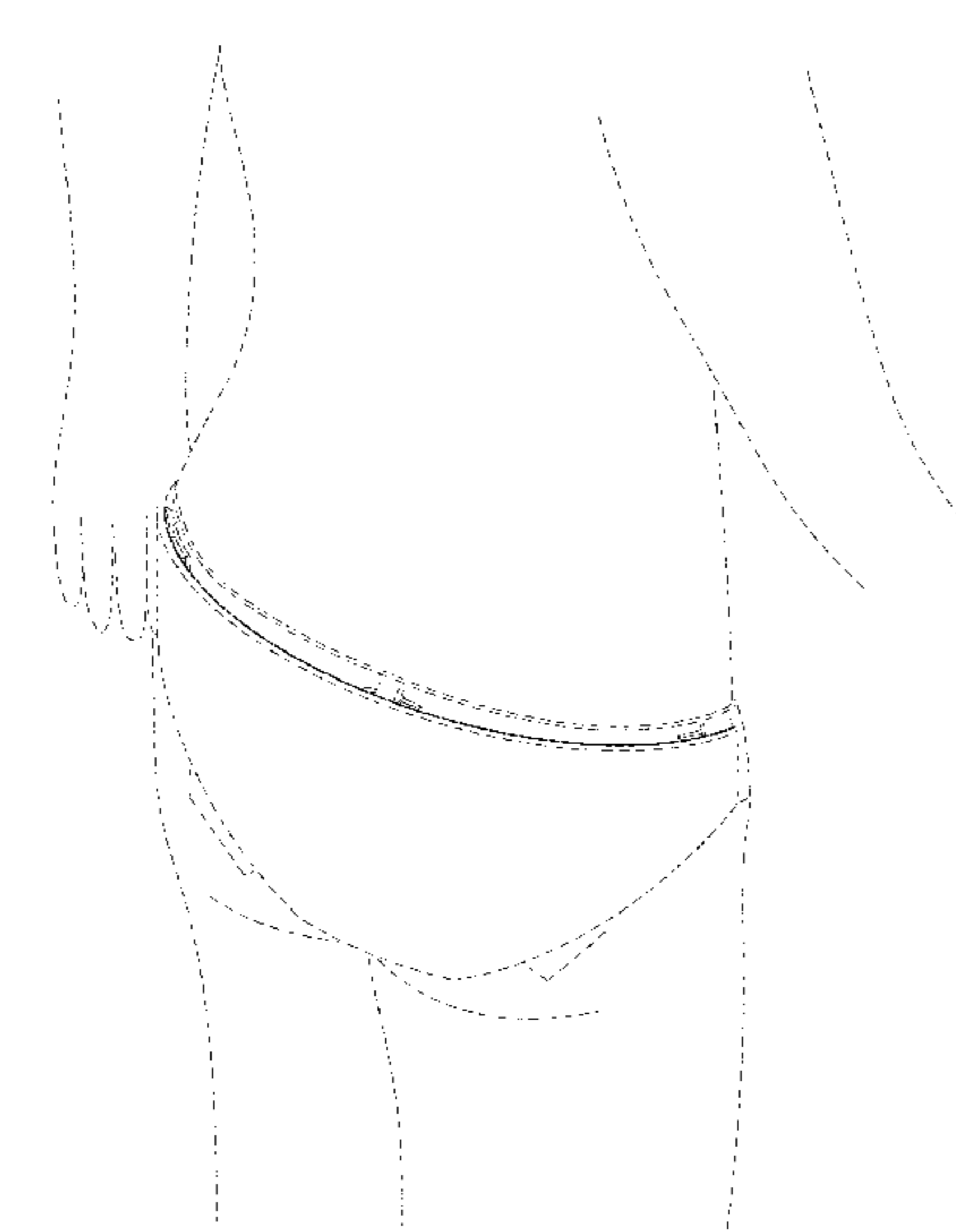
D658,850 S \* 5/2012 Valentine ..... D2/624  
D661,463 S \* 6/2012 De Sousa ..... D2/700  
D692,638 S \* 11/2013 Herman ..... D2/626  
D734,591 S \* 7/2015 Jirsa ..... D2/700  
D746,542 S \* 1/2016 Gilroy ..... D2/626  
D757,395 S \* 5/2016 Traulsen ..... D2/706  
D762,944 S \* 8/2016 Gehlhausen ..... D2/708  
D767,248 S \* 9/2016 Rogers ..... D2/624  
D768,956 S \* 10/2016 Jirsa ..... D2/700

\* cited by examiner  
*Primary Examiner* — Mary Ann Calabrese  
*Assistant Examiner* — Sloan Rozin  
(74) *Attorney, Agent, or Firm* — Dunlap Bennett &  
Ludwig PLLC

(57) **CLAIM**  
The ornamental design for a bustle, as shown and described.

**DESCRIPTION**  
FIG. 1 is a rear perspective view of a bustle;  
FIG. 2 is a front perspective view thereof;  
FIG. 3 is a front elevation view thereof;  
FIG. 4 is a rear elevation view thereof;  
FIG. 5 is a left side elevation view thereof;  
FIG. 6 is a right side elevation view thereof;  
FIG. 7 is a top plan view thereof; and,  
FIG. 8 is a bottom plan view thereof.  
The broken lines showing a wearer in FIG. 1 depicts environmental subject matter that forms no part of the claimed design, while the remaining broken lines shown in the drawings depict portions of the bustle unit that form no part of the claimed design.  
In FIGS. 2-8, the use of stippling indicates a contrasting material with the adjacent line-shaded portion of the bustle. The straps are shown with symbolic breaks in their lengths. The appearance of any portion of the article between the break lines forms not part of the claimed design.

**1 Claim, 4 Drawing Sheets**



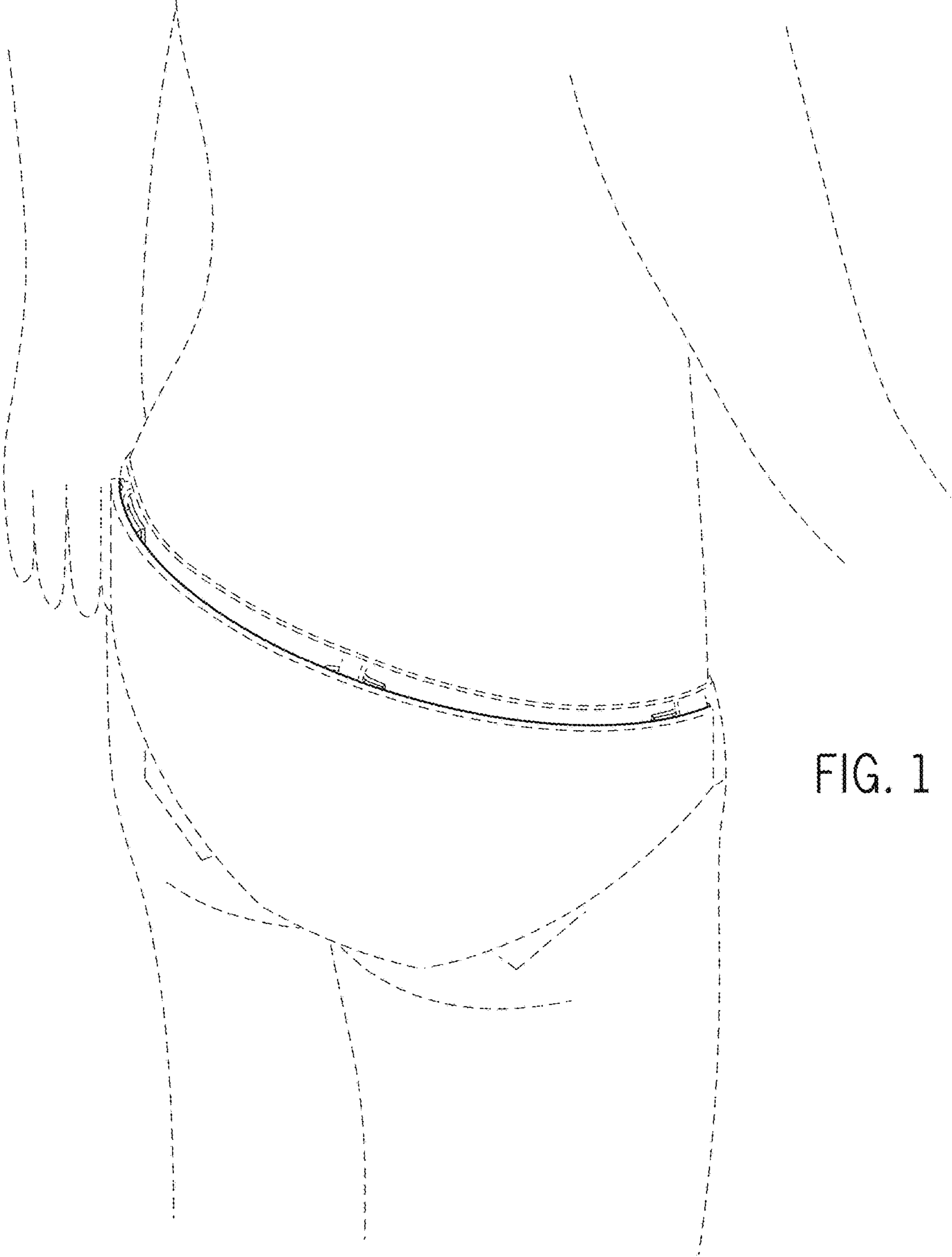


FIG. 1

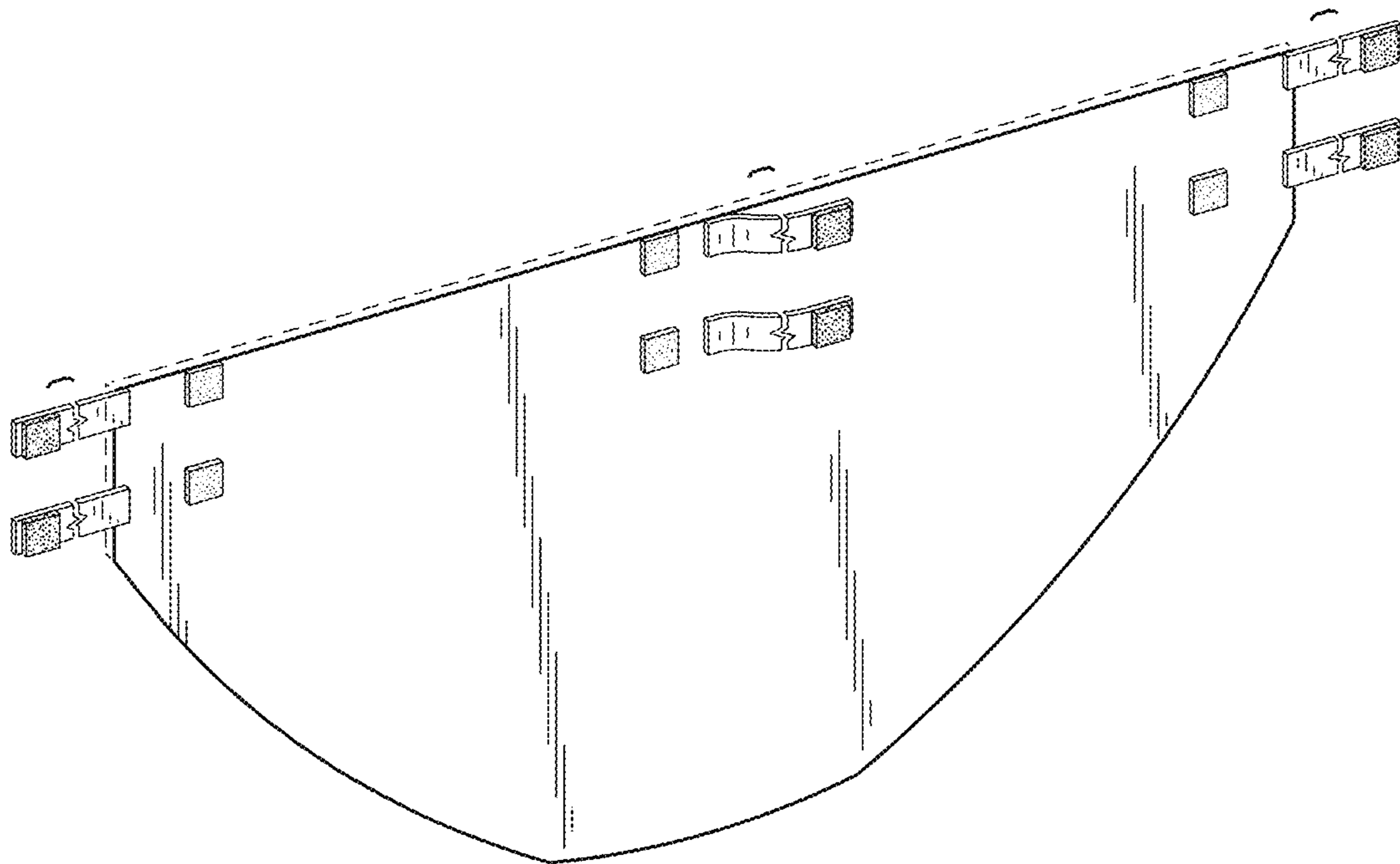


FIG. 2

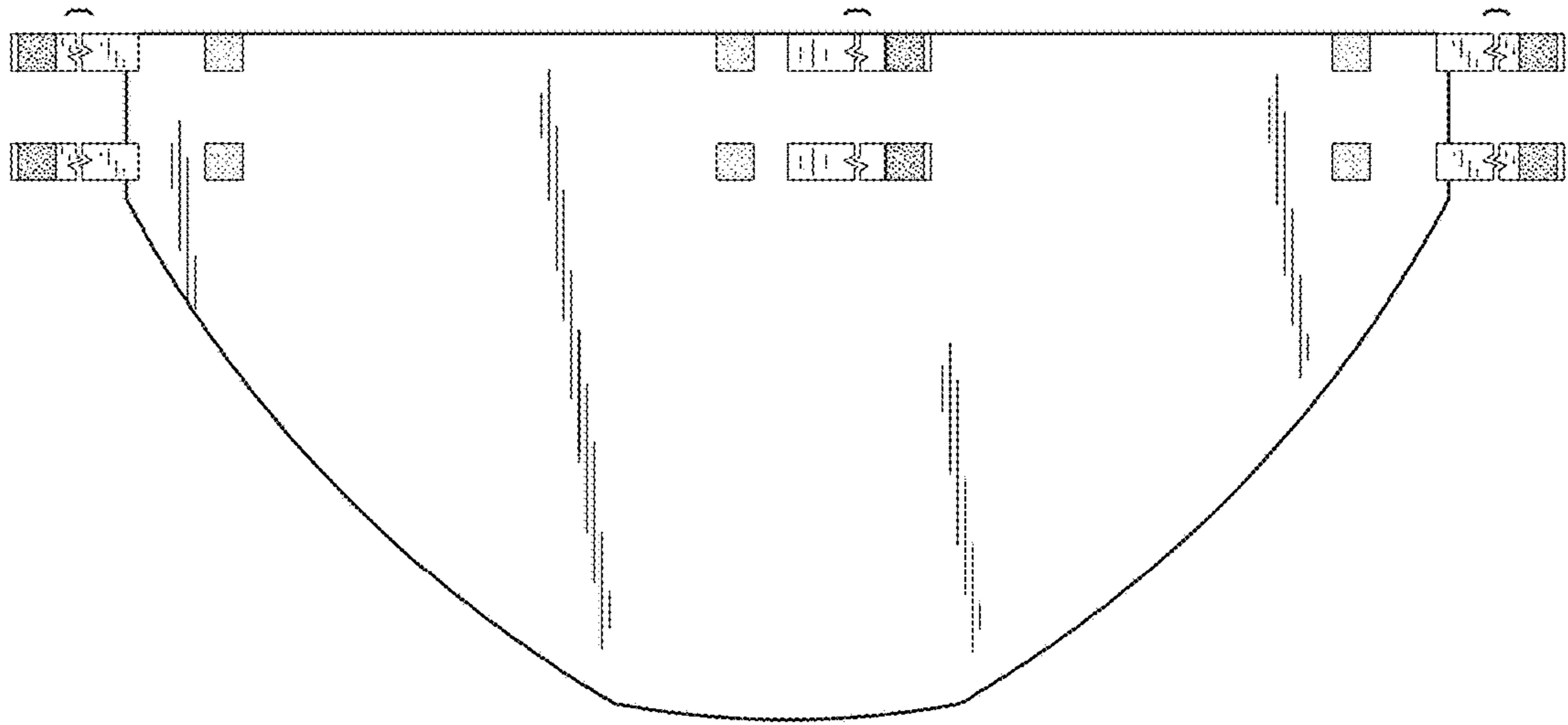


FIG. 3

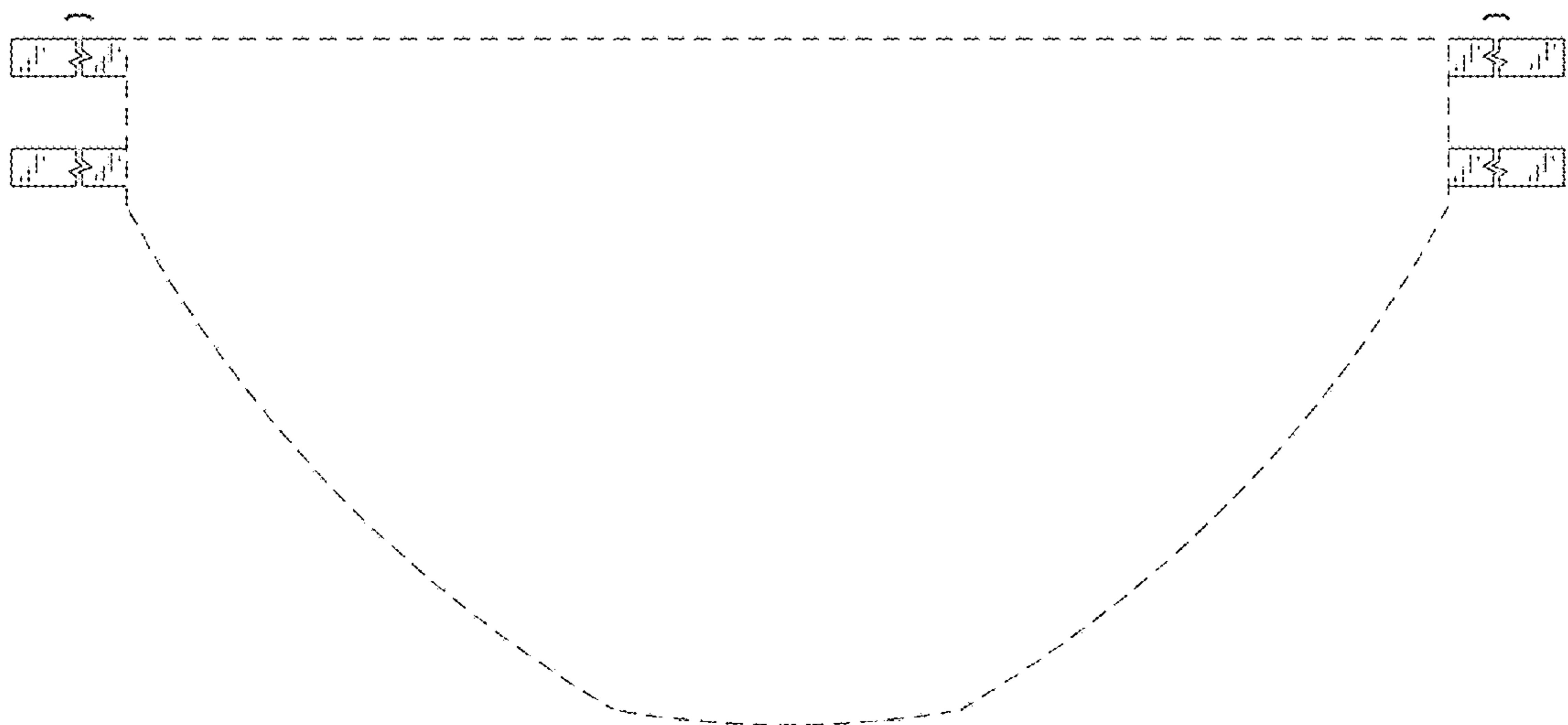


FIG. 4




FIG. 5




FIG. 6




FIG. 7




FIG. 8