

US00D790131S

(12) **United States Design Patent** (10) **Patent No.:** **US D790,131 S**
Shteyssel et al. (45) **Date of Patent:** **** Jun. 20, 2017**

(54) **ELECTRIC HEATING PLATE**
(71) Applicant: **Z Produx, Inc.**, Sherman Oaks, CA (US)
(72) Inventors: **Zena Shteyssel**, Studio City, CA (US); **Danny Lamont Green**, Van Nuys, CA (US)
(**) Term: **15 Years**
(21) Appl. No.: **29/537,183**
(22) Filed: **Aug. 24, 2015**
(51) **LOC (10) Cl.** **28-03**
(52) **U.S. Cl.**
USPC **D28/9; D7/367; D14/138 G**
(58) **Field of Classification Search**
USPC D28/9, 10; D14/341, 389, 138 C, 138 G, D14/138 R, 138 AA; D7/362-367; 219/443.1, 445.1, 452.11; D21/329, 331
CPC H05B 6/1209-6/1281; H05B 6/62; H05B 3/68-3/686; A47J 36/24; A47J 36/26
See application file for complete search history.

(56) **References Cited**
U.S. PATENT DOCUMENTS
D195,657 S * 7/1963 Sullivan D7/364
D205,820 S * 9/1966 Ryan D7/364
D261,849 S * 11/1981 Funaki D7/367
D285,280 S 8/1986 Fischer et al.
D285,523 S * 9/1986 Ayukawa D7/367
D289,130 S 4/1987 Rengeji et al.
D289,847 S 5/1987 Okamoto et al.
D296,509 S * 7/1988 Fuke D7/363
D297,701 S * 9/1988 Nakagawa D7/363
D366,390 S * 1/1996 Vitantonio D7/363
6,087,637 A * 7/2000 Fischer F24C 7/082
219/443.1
D438,423 S * 3/2001 Bassill D7/367
D501,117 S * 1/2005 Bassill D7/367
D580,701 S * 11/2008 Wojcik D7/367

D613,282 S 4/2010 Richardson et al.
D621,205 S 8/2010 Yeung
D624,071 S * 9/2010 Dan D14/341
D631,029 S * 1/2011 Park D14/138 G
D643,674 S * 8/2011 Lee D7/362
D673,951 S * 1/2013 Chang D14/138 G
D681,592 S * 5/2013 Chung D14/138 G
D688,224 S * 8/2013 Kim D14/138 G
D698,331 S * 1/2014 Yoo D14/138 G
D698,596 S * 2/2014 Hundley D7/363
D706,253 S 6/2014 Simmer
D710,142 S * 8/2014 Knoll D7/346
D723,495 S * 3/2015 Jeong D14/138 G
D736,029 S * 8/2015 Huber D7/352
D740,289 S * 10/2015 Heck D14/341
(Continued)

OTHER PUBLICATIONS


NESCO PIC-14 Portable Cooktop, www.amazon.com, reviewed Aug. 2012, 1 page.*
Primary Examiner — Jennifer Rivard
(74) *Attorney, Agent, or Firm* — Steven H. Washam; Washam PLLC

(57) **CLAIM**
We claim the ornamental design for an electric heating plate, as shown and described.

DESCRIPTION

FIG. 1 is a perspective view of the electric heating plate showing my new design,
FIG. 2 is a front elevational view thereof;
FIG. 3 is a rear elevational view thereof;
FIG. 4 is a left side elevational view thereof;
FIG. 5 is a right side elevational view thereof;
FIG. 6 is a top plan view thereof; and,
FIG. 7 is a bottom plan view thereof.
The broken lines illustrate portions of the electric heating plate and form no part of the claimed design.

1 Claim, 5 Drawing Sheets



(56)

References Cited

U.S. PATENT DOCUMENTS

D743,368 S * 11/2015 Kim D14/138 G
D744,449 S * 12/2015 Lee D14/138 G
D751,855 S * 3/2016 Bassill D7/362
D766,033 S * 9/2016 Hu D7/367
2015/0282588 A1* 10/2015 Hynek A45D 33/008
132/315
2016/0330798 A1* 11/2016 Kamaunu H05B 6/105

* cited by examiner




FIG. 1

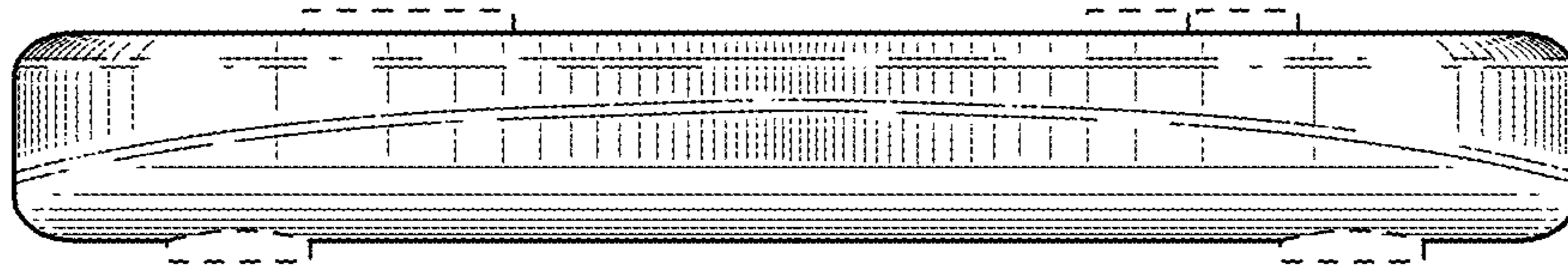


FIG. 2

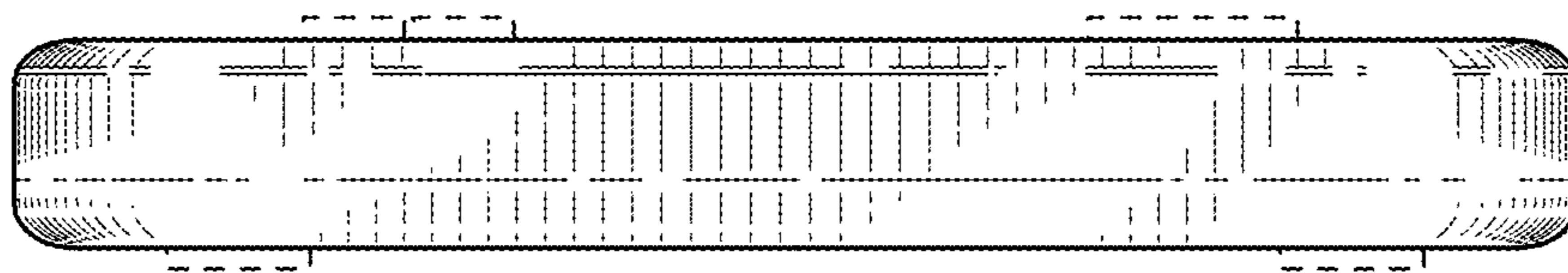


FIG. 3

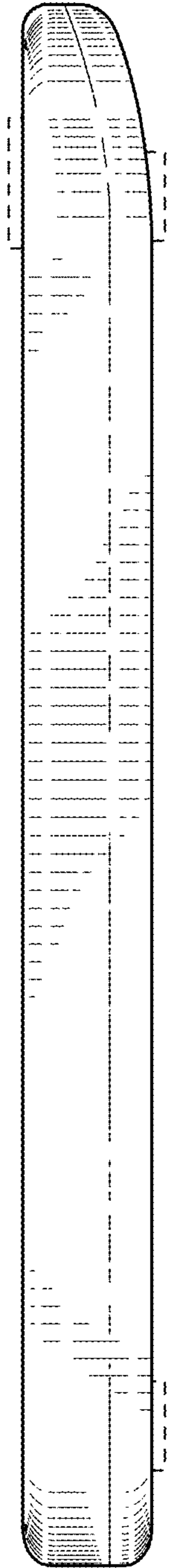


FIG. 4

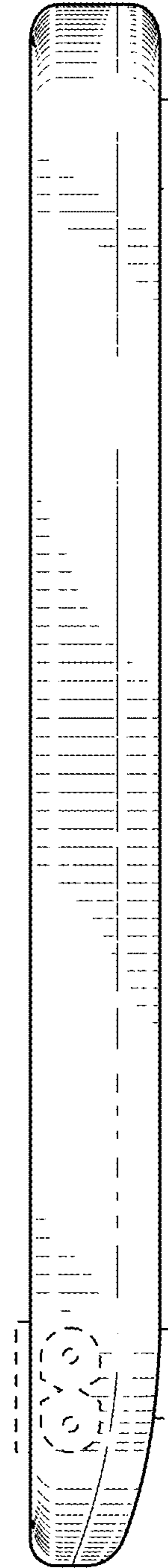


FIG. 5

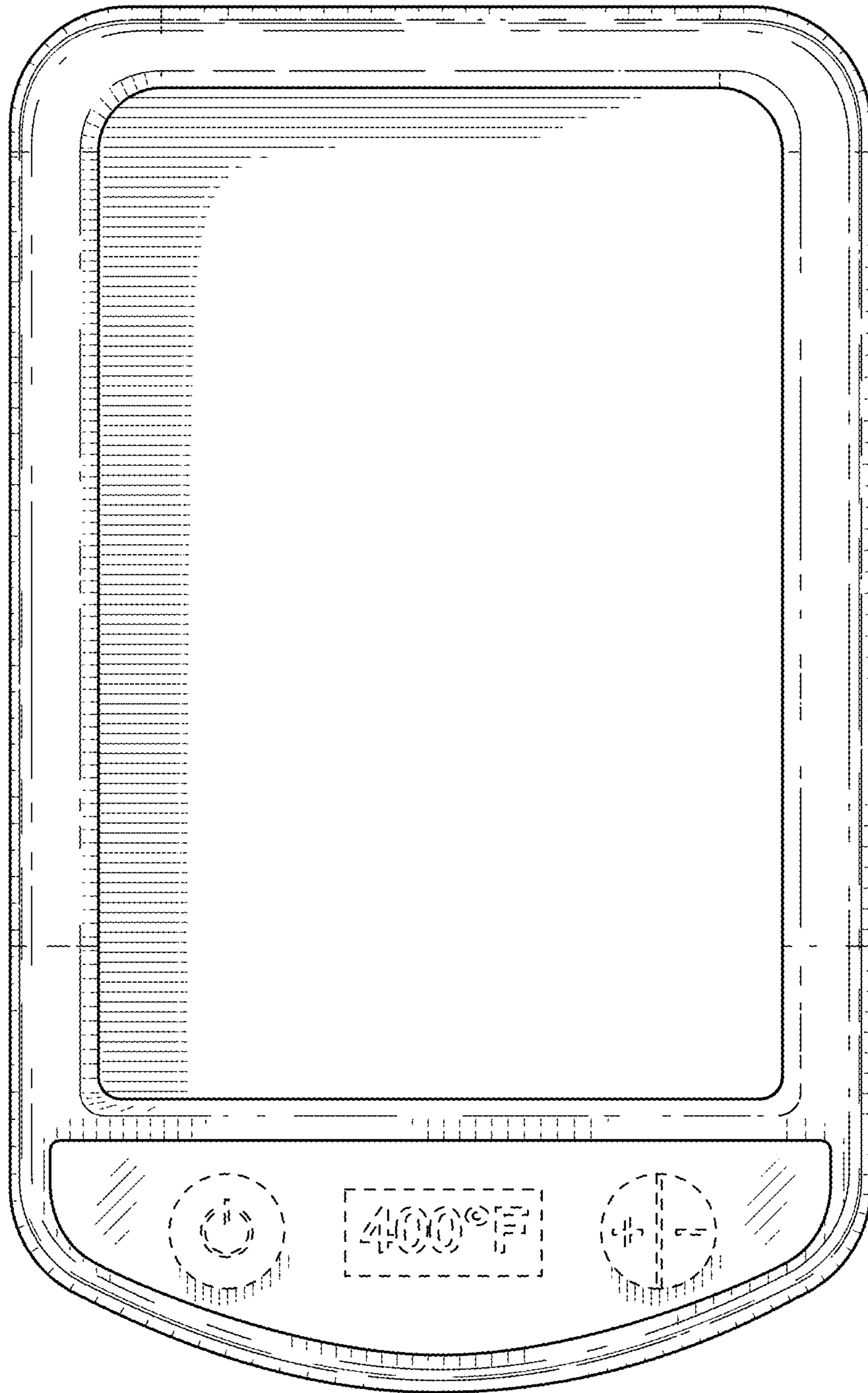


FIG. 6




FIG. 7