

US00D790124S

(12) **United States Design Patent**
Beer et al.

(10) **Patent No.:** **US D790,124 S**

(45) **Date of Patent:** **** Jun. 20, 2017**

(54) **ELECTRONIC CIGARETTE**

(71) Applicant: **Hyve AG**, Munich (DE)

(72) Inventors: **Andreas Ingo Beer**, Grasbrunn (DE);
Tobias Neutz, Munich (DE)

(**) Term: **15 Years**

(21) Appl. No.: **29/553,979**

(22) Filed: **Feb. 5, 2016**

(30) **Foreign Application Priority Data**

Aug. 6, 2015 (EM) 002750570

(51) **LOC (10) Cl.** **27-01**

(52) **U.S. Cl.**
USPC **D27/101**

(58) **Field of Classification Search**
USPC D27/100, 101, 162, 163–194
CPC A24F 47/00; A24F 47/002; A24B 15/243;
A24B 15/16; A24B 15/167; A61M
11/042; A61M 15/06

See application file for complete search history.

(56) **References Cited**

U.S. PATENT DOCUMENTS

D87,117 S *	6/1932	Jeantet	D27/169
D102,406 S *	12/1936	Altizer	D27/163
D102,637 S *	1/1937	Millsap	131/226
D170,257 S *	8/1953	Francken	131/187
D250,485 S *	12/1978	Cuthbertson	D27/163
D442,328 S *	5/2001	Barnes	D27/163
D447,276 S *	8/2001	Gustafson	D27/165
D650,520 S *	12/2011	Timmermans	D27/163
D748,853 S *	2/2016	Seibel	D27/101
D752,278 S *	3/2016	Verleur	D13/103
D760,948 S *	7/2016	Eksouzian	D27/101
D761,998 S *	7/2016	Pinder	D27/101
9,402,422 B2 *	8/2016	Shenkal	A24F 47/008
D766,501 S *	9/2016	Lehnert	D27/163

D767,818 S *	9/2016	Kayvon	D27/162
D767,819 S *	9/2016	Kayvon	D27/162
D776,337 S *	1/2017	Levin	D27/101
2011/0290249 A1 *	12/2011	Schennum	A61M 15/009 128/202.21
2013/0199528 A1 *	8/2013	Goodman	F22B 1/282 128/203.26
2015/0034104 A1 *	2/2015	Zhou	A24F 47/008 131/329
2015/0114406 A1 *	4/2015	Newton	A24F 47/002 131/329
2015/0122252 A1 *	5/2015	Frija	A24F 47/008 128/202.21
2015/0320116 A1 *	11/2015	Bleloch	A61M 15/06 219/628

(Continued)

Primary Examiner — Robert M Spear

Assistant Examiner — Marissa J Cash

(74) *Attorney, Agent, or Firm* — Dykema Gossett PLLC

(57) **CLAIM**

We claim the ornamental design for an electronic cigarette, as shown and described.

DESCRIPTION

FIG. 1 is an isometric view of an electronic cigarette according to the present invention.

FIG. 2 is a top plan view of the embodiment depicted in FIG. 1.

FIG. 3 is a bottom plan view of the embodiment depicted in FIG. 1.

FIG. 4 is a right side elevational view of the embodiment depicted in FIG. 1.

FIG. 5 is a left side elevational view of the embodiment depicted in FIG. 1.

FIG. 6 is a front elevational view of the embodiment depicted in FIG. 1; and,

FIG. 7 is a rear elevational view of the embodiment depicted in FIG. 1.

1 Claim, 2 Drawing Sheets



(56)

References Cited

U.S. PATENT DOCUMENTS

2016/0270446 A1* 9/2016 Shenkal A24F 47/008
2016/0331912 A1* 11/2016 Trzeciecki A61M 11/042
2016/0353805 A1* 12/2016 Hawes A24F 47/008

* cited by examiner




FIG. 1




FIG. 2




FIG. 3




FIG. 4




FIG. 5

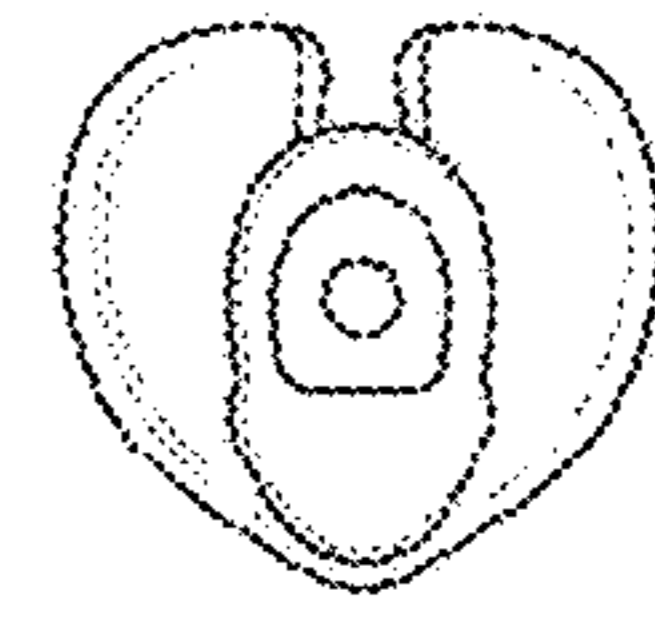


FIG. 6

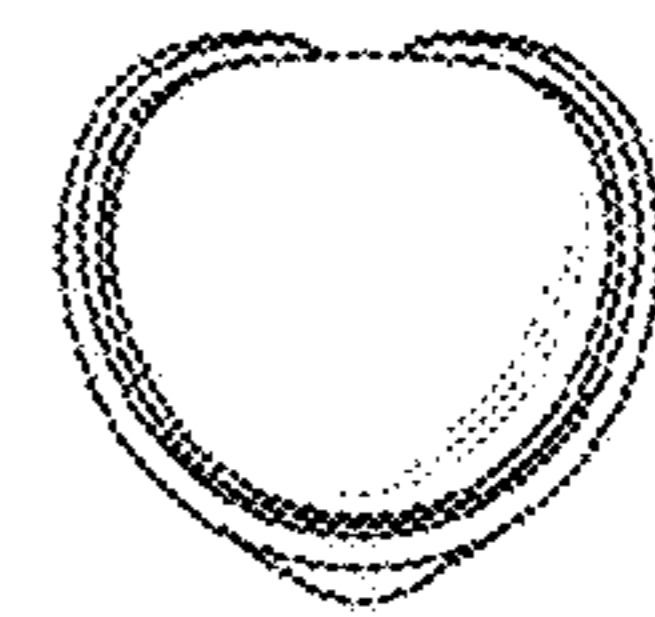


FIG. 7