



US00D790117S

(12) **United States Design Patent**
Chung et al.

(10) **Patent No.:** **US D790,117 S**

(45) **Date of Patent:** **** Jun. 20, 2017**

(54) **LIGHT FIXTURE**

(71) Applicant: **Focal Point, LLC**, Chicago, IL (US)

(72) Inventors: **Casey Chung**, Bloomingdale, IL (US);
Graeme Robert Alexander Watt,
Bowdon (GB); **Stephen Krotseng**,
Chicago, IL (US); **Ken Czech**,
Naperville, IL (US)

(73) Assignee: **Focal Point, LLC**, Chicago, IL (US)

(**) Term: **15 Years**

(21) Appl. No.: **29/547,885**

(22) Filed: **Dec. 8, 2015**

Related U.S. Application Data

(63) Continuation of application No. 29/541,646, filed on
Oct. 6, 2015, now abandoned.

(51) **LOC (10) Cl.** **26-99**

(52) **U.S. Cl.**
USPC **D26/118**

(58) **Field of Classification Search**
USPC D26/74, 72, 75, 76, 77, 78, 85, 88, 89,
D26/118, 138, 120
CPC F21V 29/2262; F21V 7/06; F21V 21/044;
F21V 21/047; F21V 29/2212; F21V
29/2225; F21V 29/2256; F21V 29/225;
F21V 29/2268; F21V 29/89; F21Y
2111/002; F21S 8/02; F21S 8/026
See application file for complete search history.

(56) **References Cited**

U.S. PATENT DOCUMENTS

5,988,829 A * 11/1999 Holder F21S 8/02
362/147
D545,992 S * 7/2007 Mayfield, III D26/118

D556,358 S * 11/2007 Santoro D26/76
D608,932 S * 1/2010 Castelli D26/76
D617,487 S * 6/2010 Fowler, Jr. D26/118
D631,594 S * 1/2011 Irvine D26/74
D648,060 S * 11/2011 Yamamoto D26/120
D653,376 S * 1/2012 Kong D26/76
8,272,763 B1 * 9/2012 Chinnam F21V 29/89
362/147
D677,819 S * 3/2013 Mayfield, III D26/74
D690,868 S * 10/2013 Mayfield, III D26/74
D724,774 S * 3/2015 Mayfield, III D26/74
D767,193 S * 9/2016 Jung D26/74

* cited by examiner

Primary Examiner — Brian N Vinson

(74) *Attorney, Agent, or Firm* — Banner & Witcoff, Ltd.

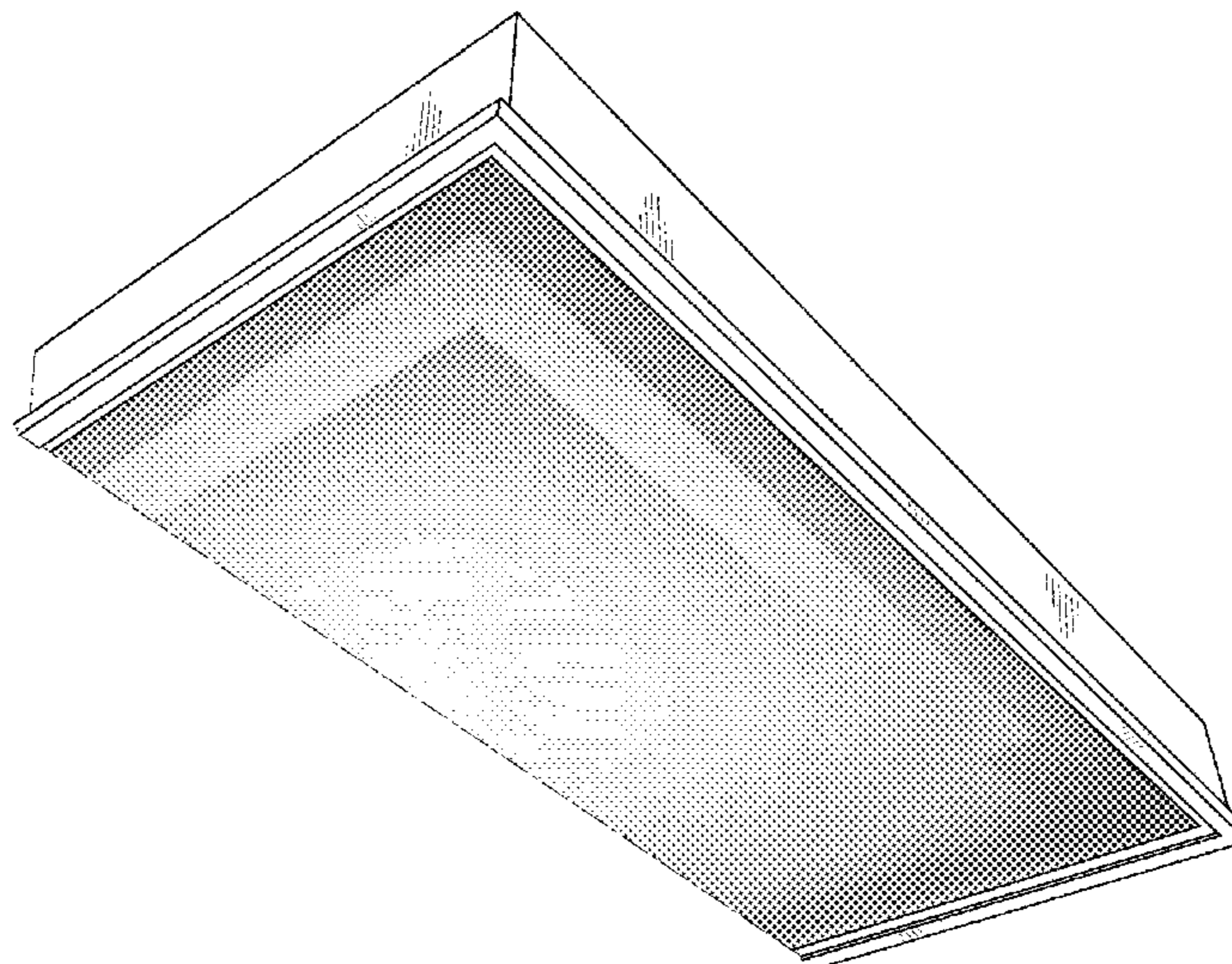
(57) **CLAIM**

The ornamental design for a light fixture, as shown and
described.

DESCRIPTION

FIG. 1 is a first perspective view of a light fixture showing
our new design;
FIG. 2 is a bottom view thereof;
FIG. 3 is a second perspective view thereof;
FIG. 4 is a top view thereof;
FIG. 5 is a rear view thereof;
FIG. 6 is a front view thereof;
FIG. 7 is a right side view thereof; and,
FIG. 8 is a left side view thereof.
The uneven-length broken lines represent unclaimed bound-
aries of the claimed design.

1 Claim, 6 Drawing Sheets






FIG. 1



FIG. 2




FIG. 3




FIG. 4




FIG. 5




FIG. 6

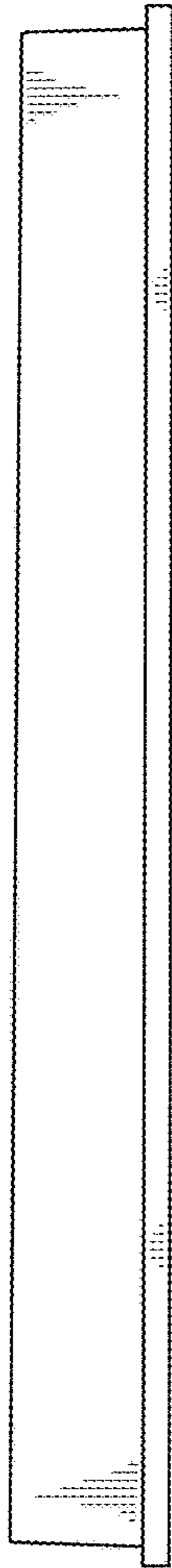


FIG. 7




FIG. 8