



US00D790115S

(12) **United States Design Patent** (10) **Patent No.:** **US D790,115 S**
Chung et al. (45) **Date of Patent:** **** Jun. 20, 2017**

(54) **LIGHT FIXTURE**

- (71) Applicant: **Focal Point, LLC**, Chicago, IL (US)
- (72) Inventors: **Casey Chung**, Bloomingdale, IL (US);
Graeme Robert Alexander Watt,
Bowdon (GB); **Stephen Krotseng**,
Chicago, IL (US); **Ken Czech**,
Naperville, IL (US)
- (73) Assignee: **Focal Point, LLC**, Chicago, IL (US)
- (**) Term: **15 Years**
- (21) Appl. No.: **29/547,881**
- (22) Filed: **Dec. 8, 2015**

Related U.S. Application Data

- (63) Continuation of application No. 29/541,646, filed on Oct. 6, 2015, now abandoned.
- (51) **LOC (10) Cl.** **26-99**
- (52) **U.S. Cl.**
USPC **D26/118**
- (58) **Field of Classification Search**
USPC D26/74, 72, 75, 76, 77, 78, 85, 88, 89,
D26/118, 138, 120
CPC F21V 29/2262; F21V 7/06; F21V 21/044;
F21V 21/047; F21V 29/2212; F21V
29/2225; F21V 29/2256; F21V 29/225;
F21V 29/2268; F21V 29/89; F21Y
2111/002; F21S 8/02; F21S 8/026
See application file for complete search history.

(56) **References Cited**

U.S. PATENT DOCUMENTS

5,988,829	A *	11/1999	Holder	F21S 8/02 362/147
D545,992	S *	7/2007	Mayfield, III	D26/118
D556,358	S *	11/2007	Santoro	D26/76
D608,932	S *	1/2010	Castelli	D26/76
D617,487	S *	6/2010	Fowler, Jr.	D26/118
D631,594	S *	1/2011	Irvine	D26/74
D648,060	S *	11/2011	Yamamoto	D26/120
D653,376	S *	1/2012	Kong	D26/76
8,272,763	B1 *	9/2012	Chinnam	F21V 29/89 362/147
D677,819	S *	3/2013	Mayfield, III	D26/74
D690,868	S *	10/2013	Mayfield, III	D26/74
D724,774	S *	3/2015	Mayfield, III	D26/74
D767,193	S *	9/2016	Jung	D26/74

* cited by examiner

Primary Examiner — Brian N Vinson

(74) *Attorney, Agent, or Firm* — Banner & Witcoff, Ltd.

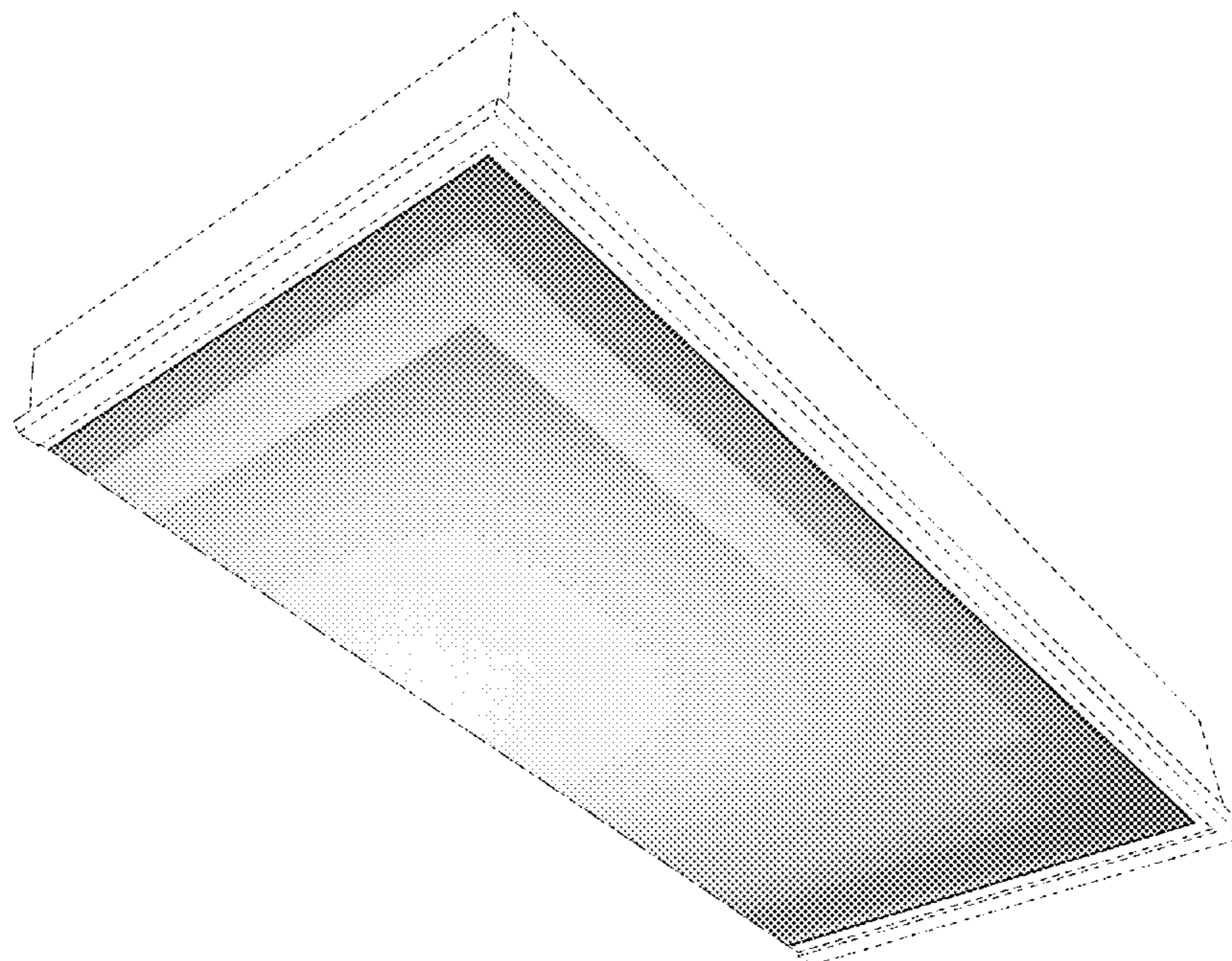
(57) **CLAIM**

The ornamental design for a light fixture, as shown and described.

DESCRIPTION

FIG. 1 is a first perspective view of a light fixture showing our new design;
FIG. 2 is a bottom view thereof; and,
FIG. 3 is a second perspective view thereof.
The uneven-length broken lines immediately adjacent to the shaded areas represent an unclaimed boundary of the claim. The remaining broken lines represent portions of the fixture which form no part of the claimed design.

1 Claim, 3 Drawing Sheets






FIG. 1




FIG. 2

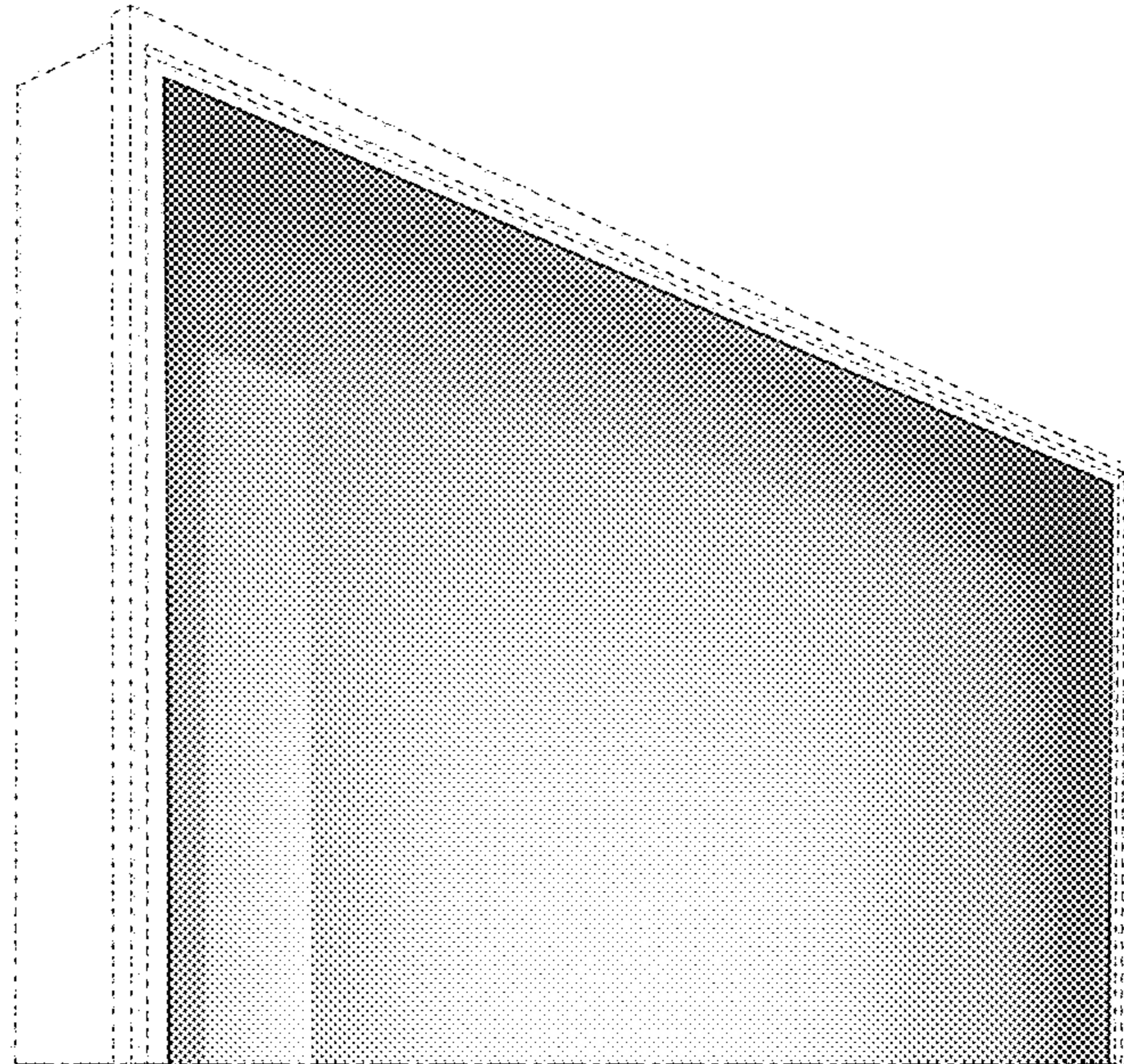


FIG. 3