



US00D790110S

(12) **United States Design Patent** (10) **Patent No.:** **US D790,110 S**
Ames (45) **Date of Patent:** **** Jun. 20, 2017**

(54) **FLAME-LIKE OVERLAY FOR A LIGHT SOURCE**

D469,917 S * 2/2003 Salley D26/125
D477,684 S * 7/2003 Limber D26/125
D747,509 S * 1/2016 Liang D26/110

(71) Applicants: **Yvonne Muro**, Staten Island, NY (US);
John Ames, Staten Island, NY (US)

* cited by examiner

(72) Inventor: **John Ames**, Staten Island, NY (US)

Primary Examiner — Brian N Vinson

(73) Assignees: **John Ames**, Staten Island, NY (US);
Yvonne Muro, Staten Island, NY (US)

(74) *Attorney, Agent, or Firm* — Fox Rothschild LLP

(**) Term: **15 Years**

(57) **CLAIM**

(21) Appl. No.: **29/557,606**

The ornamental design for a flame-like overlay for a light source, as shown and described.

(22) Filed: **Mar. 10, 2016**

(51) **LOC (10) Cl.** **26-03**

(52) **U.S. Cl.**
USPC **D26/94**

DESCRIPTION

(58) **Field of Classification Search**
USPC D26/24, 27, 37, 93, 94, 96, 104, 106,
D26/110, 112, 5
CPC F21S 6/00; F21S 6/002; F21S 6/004; F21S
10/00; F21W 2121/00; F21W 2131/10;
F21W 2131/30; F21W 2121/308; F21V
21/02; F21V 21/08; F21V 2200/00
See application file for complete search history.

FIG. 1 is a perspective view of a flame-like overlay for a light source according to the new design;
FIG. 2 is a front view thereof;
FIG. 3 is a rear view thereof;
FIG. 4 is a left side view thereof;
FIG. 5 is a right side view thereof;
FIG. 6 is a top plan view thereof; and,
FIG. 7 is a bottom plan view thereof.
The broken line disclosure in the views represents portions of the overlay which forms no part of the claimed design.

(56) **References Cited**

U.S. PATENT DOCUMENTS

D427,184 S * 6/2000 Peters D11/157
D462,131 S * 8/2002 Huang D26/5

1 Claim, 7 Drawing Sheets

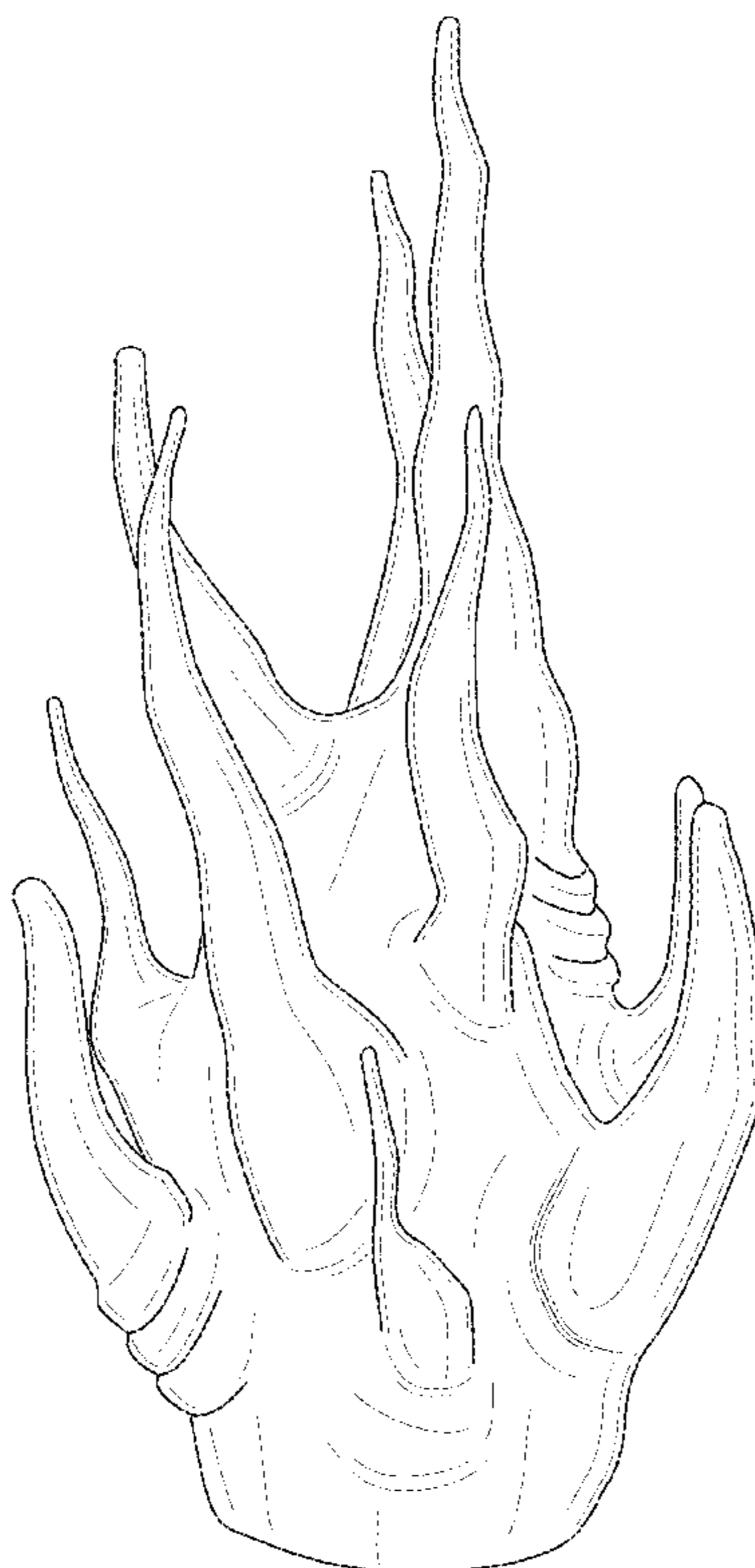




FIG. 1




FIG. 2

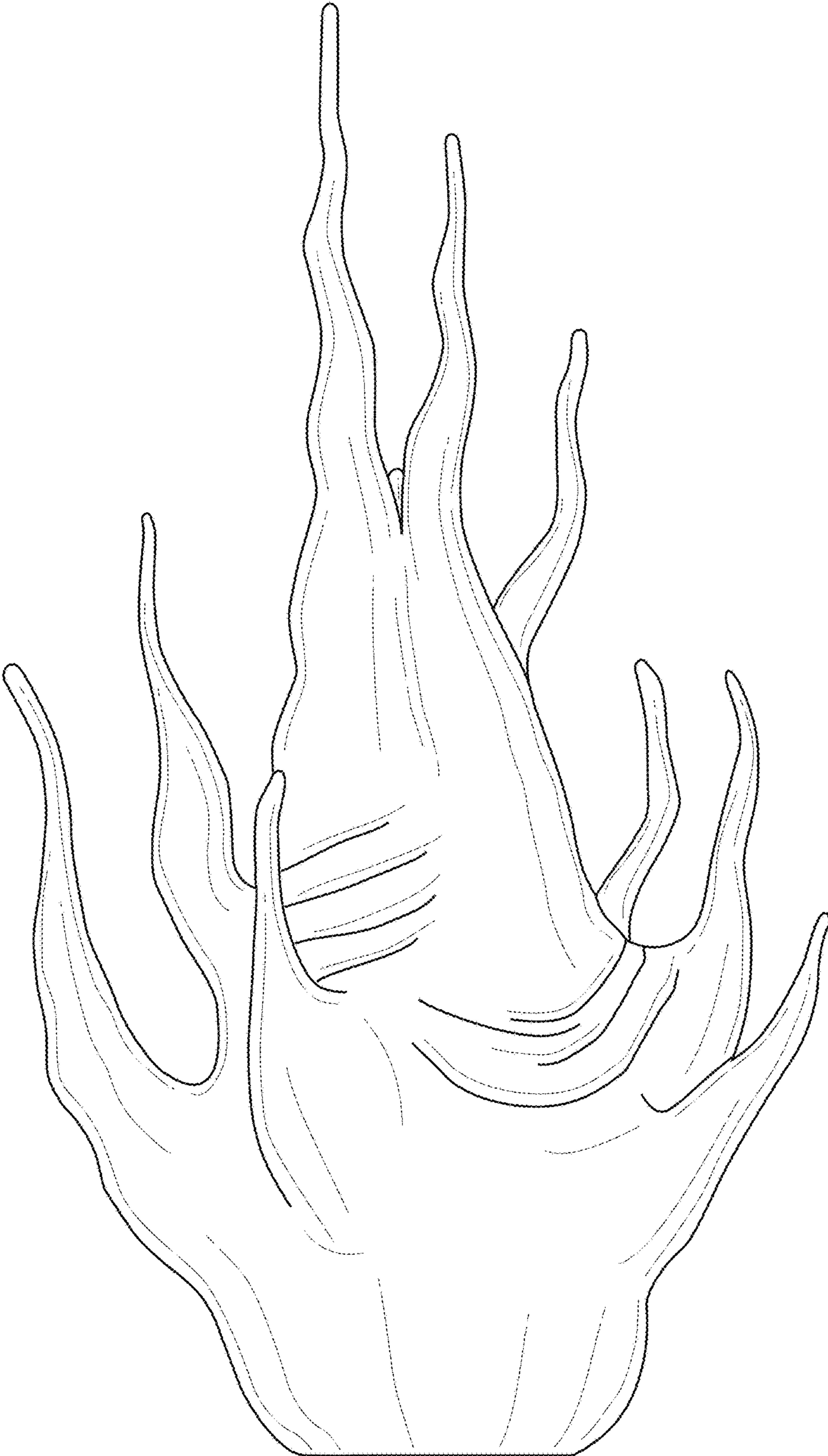


FIG. 3

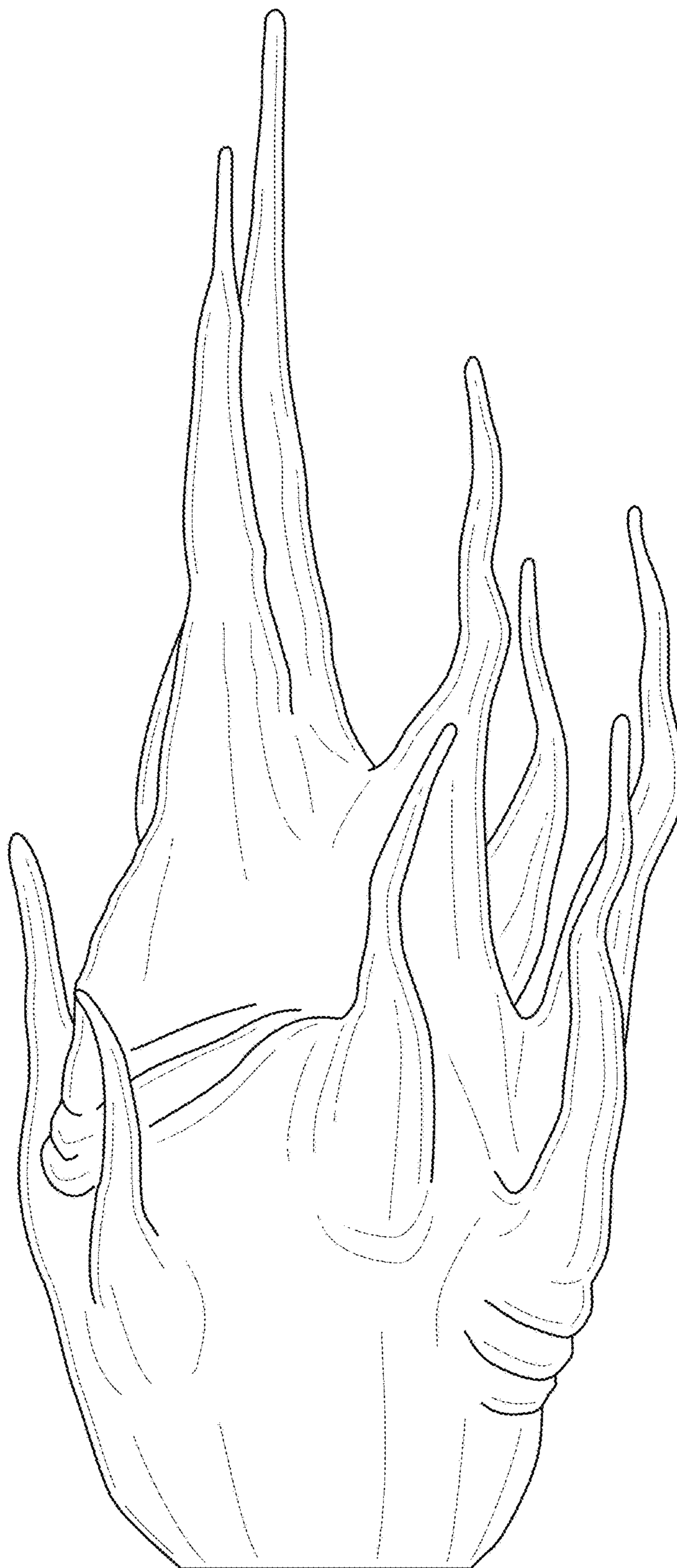


FIG. 4



FIG. 5

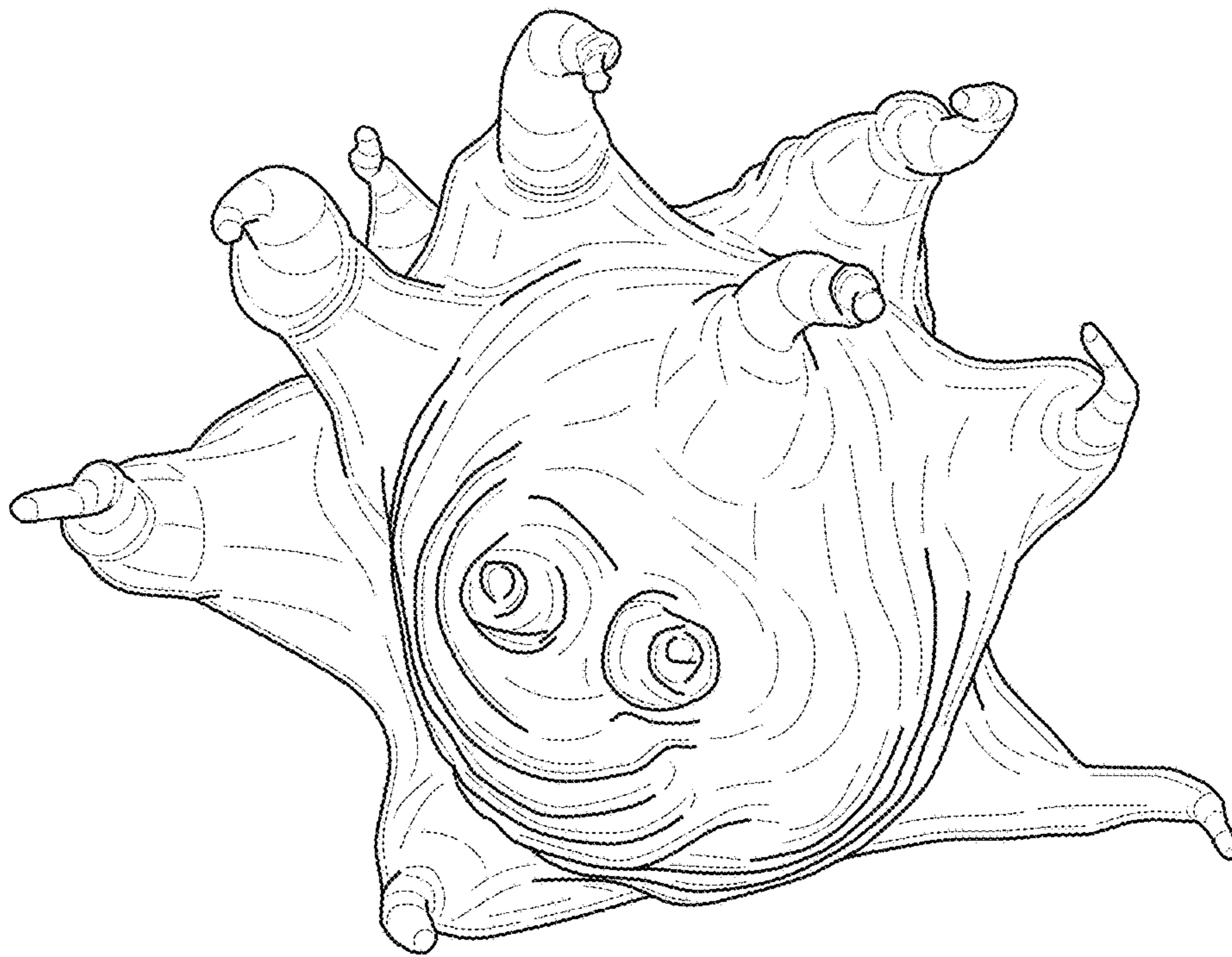


FIG. 6

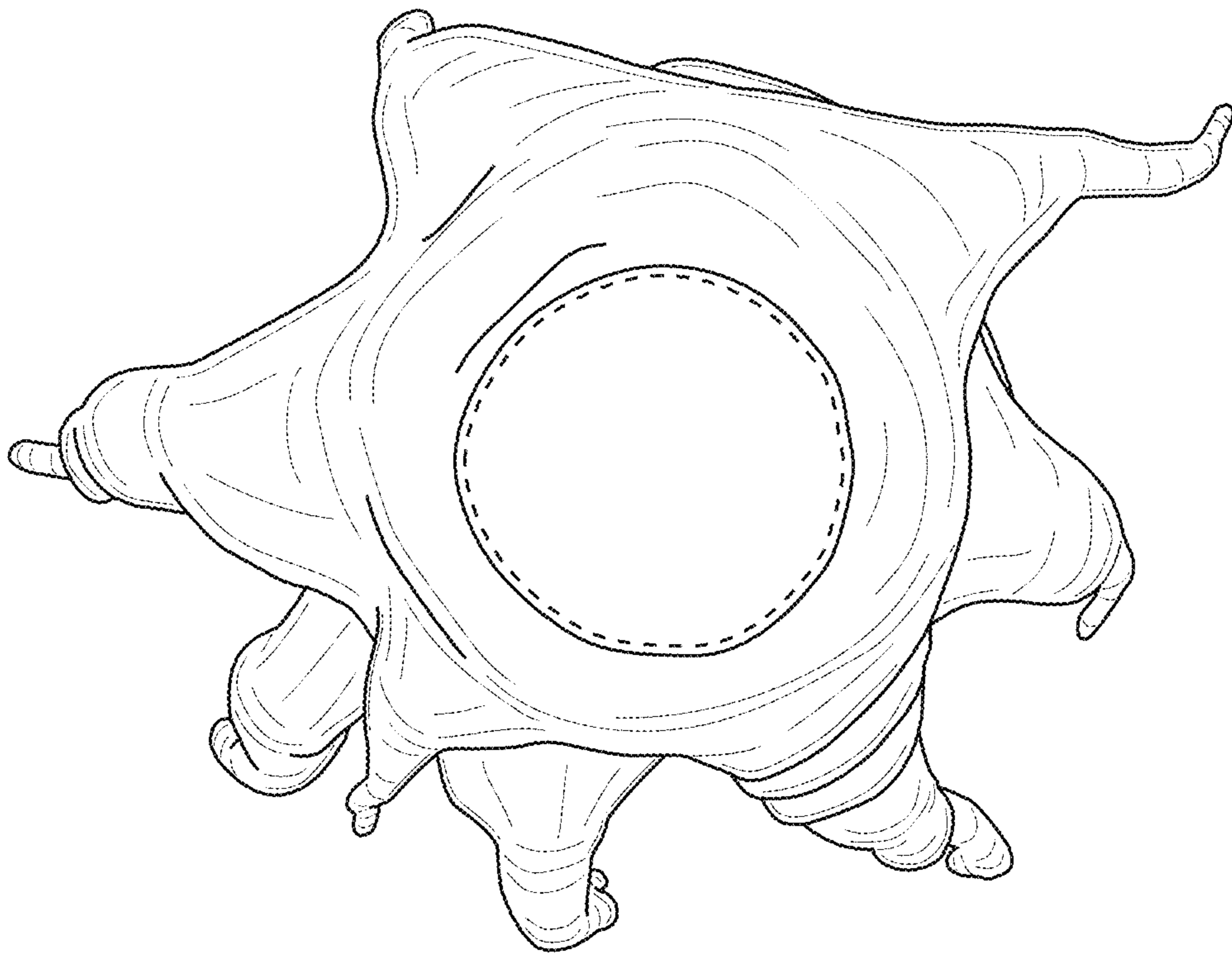


FIG. 7