



US00D790064S

(12) **United States Design Patent**
Saltell et al.

(10) **Patent No.:** **US D790,064 S**
(45) **Date of Patent:** **** Jun. 20, 2017**

- (54) **DENTAL IMPLANT**
- (71) Applicant: **DENTSPLY International Inc.**, York, PA (US)
- (72) Inventors: **Josef Saltell**, Göteborg (SE); **Marcel Kiefer**, Calmbach (DE)
- (73) Assignee: **DENTSPLY International Inc.**, York, PA (US)
- (**) Term: **14 Years**
- (21) Appl. No.: **29/519,352**
- (22) Filed: **Mar. 4, 2015**

D580,059 S *	11/2008	Boettcher	D24/156
D611,603 S *	3/2010	Noguchi	D24/156
D611,604 S *	3/2010	Aoyagi	D24/156
D616,097 S *	5/2010	Johnson	D24/156
D652,929 S *	1/2012	Sibhatu	D24/156
D663,419 S *	7/2012	Mashio	D24/156
D667,955 S *	9/2012	Spahn	D24/156
D754,858 S *	4/2016	Saltell	D24/156

* cited by examiner

Primary Examiner — Charles Hanson

(74) *Attorney, Agent, or Firm* — David A. Zdurne; Douglas J. Hura; Leana Levin

(57) **CLAIM**

The ornamental design for a dental implant, as shown and described.

Related U.S. Application Data

- (62) Division of application No. 29/415,566, filed on Mar. 12, 2012, now Pat. No. Des. 754,858.
- (51) **LOC (10) Cl.** **24-02**
- (52) **U.S. Cl.**
USPC **D24/156**
- (58) **Field of Classification Search**
USPC D24/155–157
CPC A61C 8/00; A61C 8/0089; A61C 8/0069;
A61C 8/0054; A61C 8/0096; A61C
8/0039; A61C 8/0063; A61C 8/006; A61C
8/0001; A61C 8/0012; A61C 8/0075;
A61C 8/0083; A61C 13/225
See application file for complete search history.

DESCRIPTION


FIG. 1 is a perspective view of a dental implant of the present invention;
 FIG. 2 is a right side view of the dental implant shown in FIG. 1;
 FIG. 3 is a front plan view of the dental implant shown in FIG. 1;
 FIG. 4 is a bottom view of the dental implant shown in FIG. 1;
 FIG. 5 is a left side view of the dental implant shown in FIG. 1;
 FIG. 6 is a rear plan view of the dental implant shown in FIG. 1; and,
 FIG. 7 is a top view of the dental implant shown in FIG. 1.
 The broken lines immediately adjacent the claimed areas represent the bounds of the claim, and all other broken lines are included for the purpose of illustrating portions of the dental implant that form no part of the claimed design.

(56) **References Cited**

U.S. PATENT DOCUMENTS

D356,869 S *	3/1995	Holmen	D24/156
D528,210 S *	9/2006	Boettcher	D24/156
D567,947 S *	4/2008	Lerner	D24/156

1 Claim, 3 Drawing Sheets






Figure 1




Figure 2




Figure 3

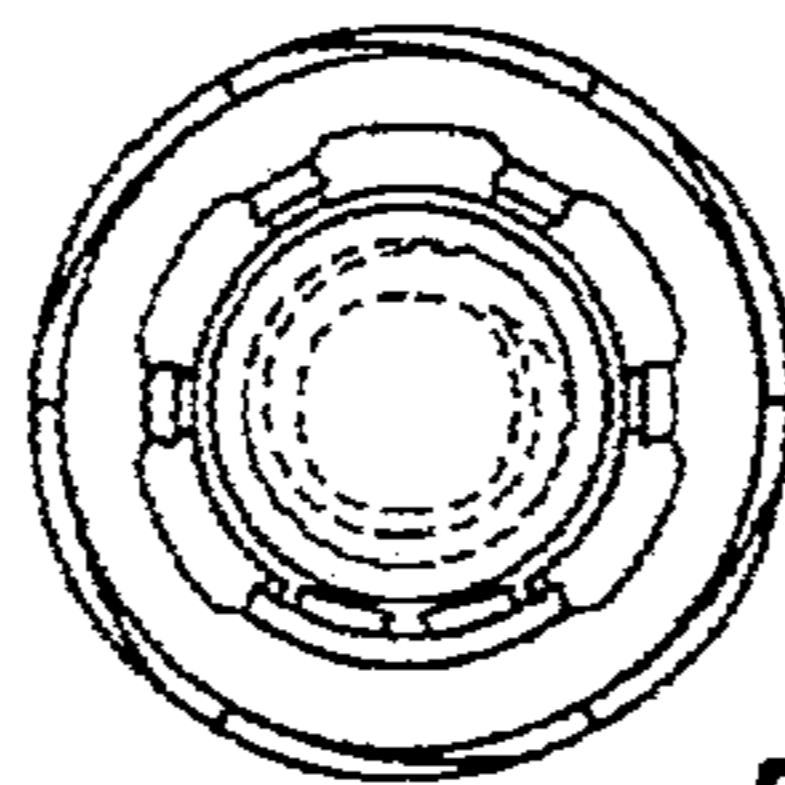


Figure 4

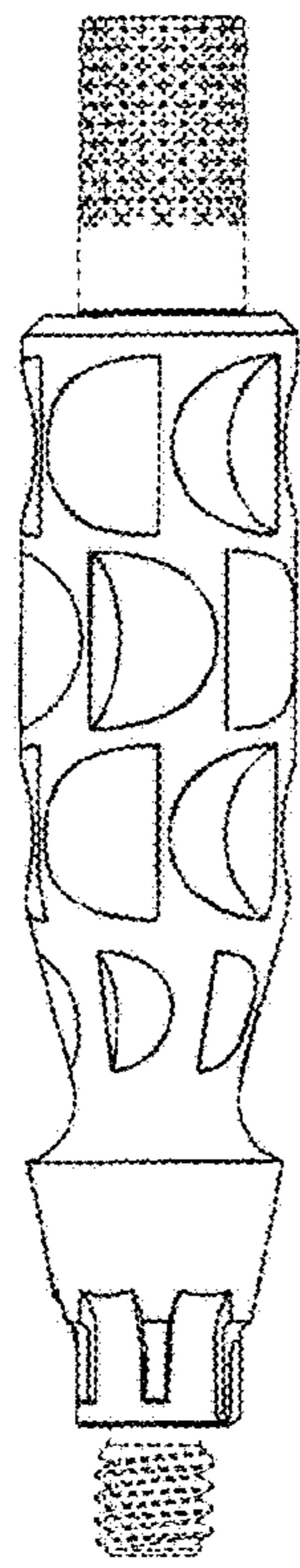


Figure 5




Figure 6

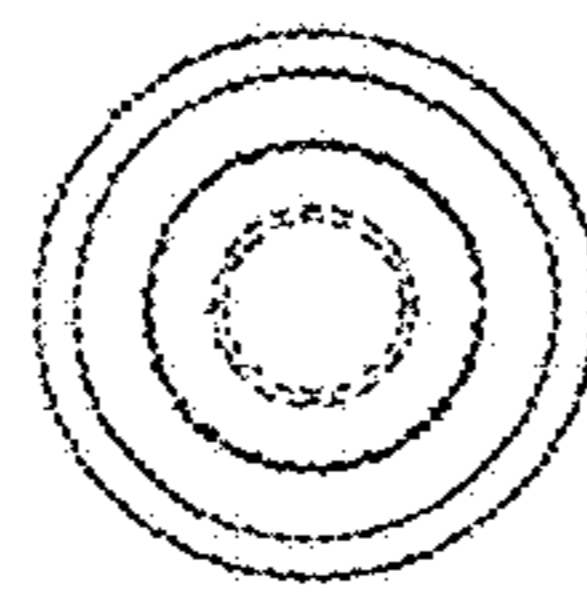


Figure 7