



US00D790042S

(12) **United States Design Patent**  
**Ramirez**

(10) **Patent No.:** **US D790,042 S**  
(45) **Date of Patent:** **\*\* Jun. 20, 2017**

- (54) **BULLSEYE URINAL SCREEN**
- (71) Applicant: **Edgardo Ramirez**, San Ramon, CA (US)
- (72) Inventor: **Edgardo Ramirez**, San Ramon, CA (US)
- (\*\*) Term: **15 Years**
- (21) Appl. No.: **29/550,133**
- (22) Filed: **Dec. 30, 2015**
- (51) **LOC (10) Cl.** ..... **23-01**
- (52) **U.S. Cl.**  
USPC ..... **D23/261**
- (58) **Field of Classification Search**  
USPC ..... D23/208–209, 259–262, 266, 268, 309, D23/310, 312; D11/68; 4/290, 292, 4/294–295  
CPC ..... E03C 1/264; E03D 13/005  
See application file for complete search history.

- 2016/0102451 A1\* 4/2016 Brown ..... E03D 13/005 4/256.1
- 2016/0122992 A1\* 5/2016 Brown ..... E03D 13/005 4/256.1
- 2016/0215490 A1\* 7/2016 Keune ..... E03D 9/005
- \* cited by examiner

*Primary Examiner* — Eric Goodman  
*Assistant Examiner* — Amy Wierenga  
 (74) *Attorney, Agent, or Firm* — Dunlap Bennett & Ludwig PLLC

(56) **References Cited**

U.S. PATENT DOCUMENTS

- 4,671,976 A \* 6/1987 Vidal ..... A47K 1/14 4/286
- D393,896 S \* 4/1998 Wagner ..... D23/261
- 5,774,905 A \* 7/1998 Wager ..... E03D 13/005 4/222.1
- D427,295 S \* 6/2000 Wagner ..... D23/307
- D520,610 S \* 5/2006 Wrate ..... D23/261
- D584,863 S \* 1/2009 Garry ..... D30/158
- D639,410 S \* 6/2011 Ramirez ..... D23/310
- D678,482 S \* 3/2013 Williams ..... D23/261
- 2007/0266486 A1\* 11/2007 Ramirez ..... E03D 13/00 4/309
- 2014/0259344 A1\* 9/2014 Muderlak ..... E03D 13/005 4/256.1


(57) **CLAIM**

The ornamental design for a bullseye urinal screen, as shown and described.

**DESCRIPTION**

FIG. 1 is a top front perspective view of the bullseye urinal screen;  
 FIG. 2 is a top plan view thereof;  
 FIG. 3 is a bottom plan view thereof;  
 FIG. 4 is a front elevation view thereof;  
 FIG. 5 is a rear elevation view thereof;  
 FIG. 6 is a right elevation view thereof;  
 FIG. 7 is a left elevation view thereof;  
 FIG. 8 is a section view, taken along line 8-8 in FIG. 3;  
 FIG. 9 is a section view, taken along line 9-9 in FIG. 3; and,  
 FIG. 10 is a right side elevation view showing the broken line portions.  
 The broken lines shown in the drawings illustrate portions of the bullseye urinal screen that form no part of the claimed design.

**1 Claim, 5 Drawing Sheets**



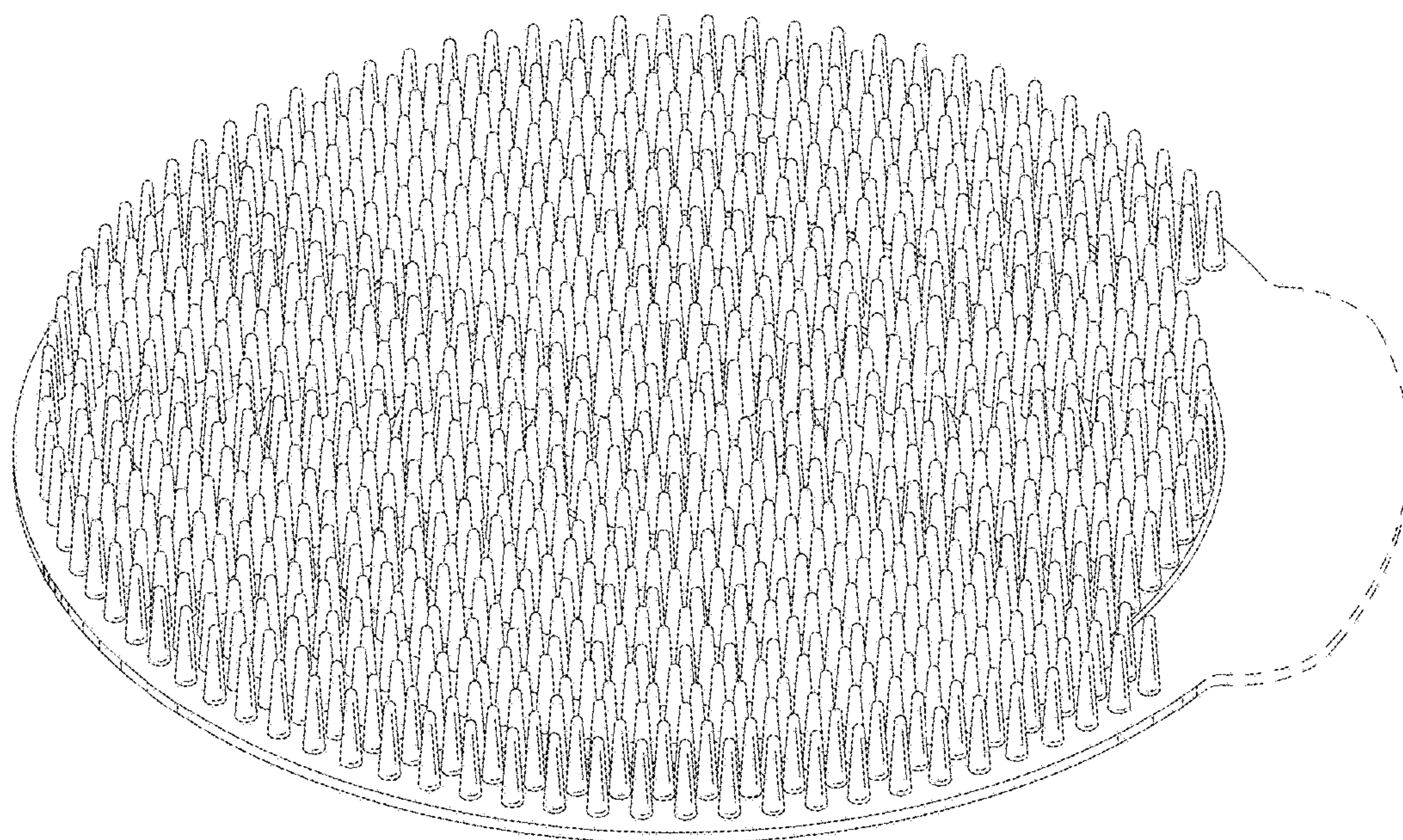


FIG.1



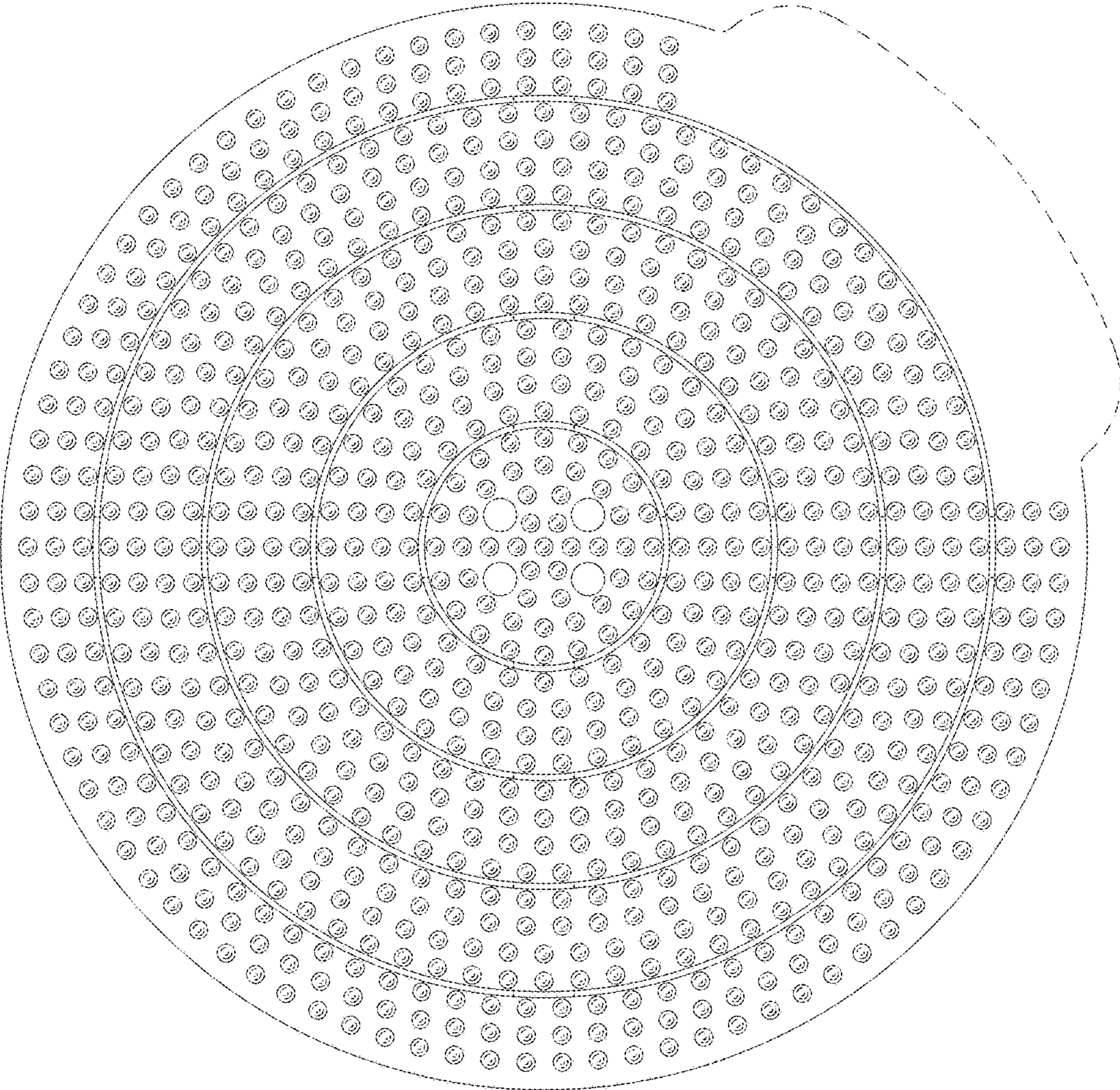


FIG.2

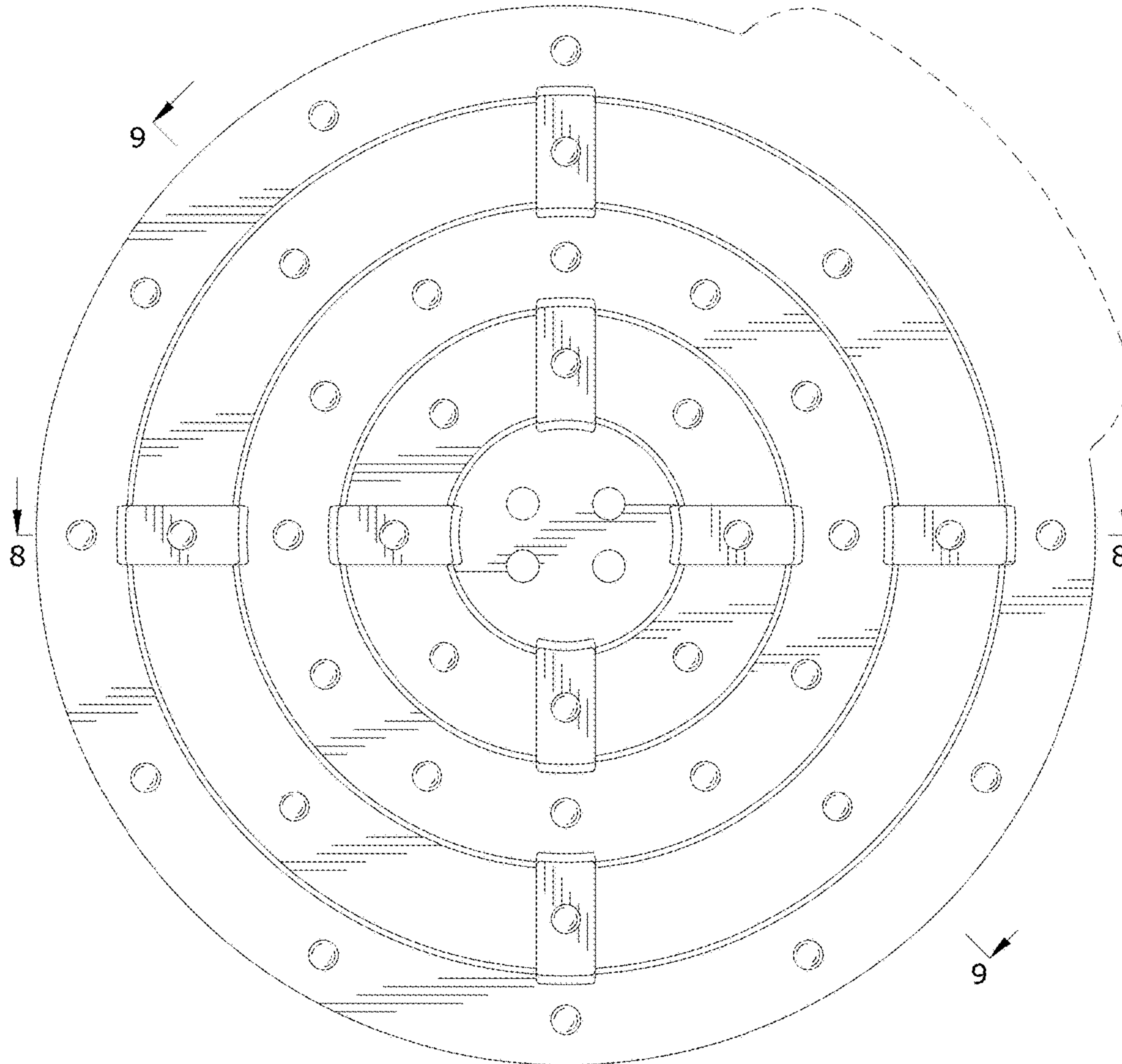


FIG. 3

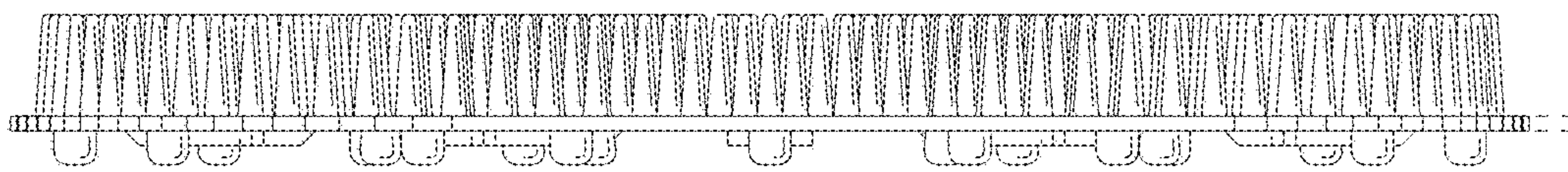


FIG. 4

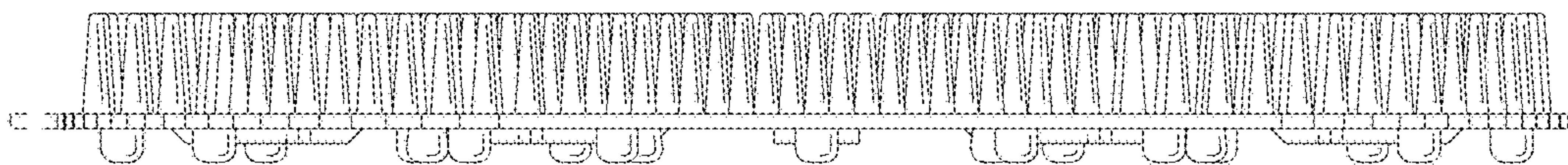


FIG. 5



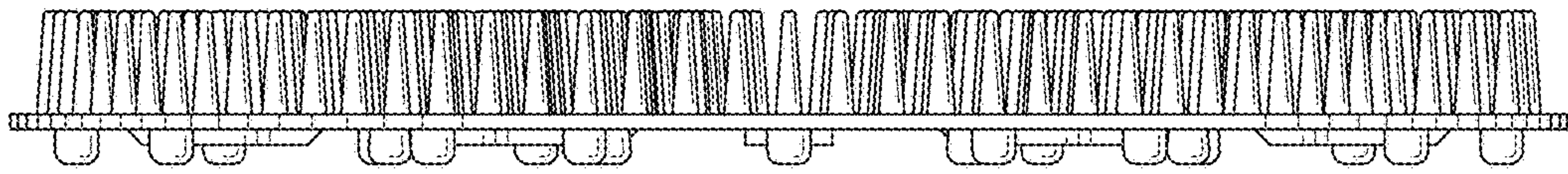


FIG. 6

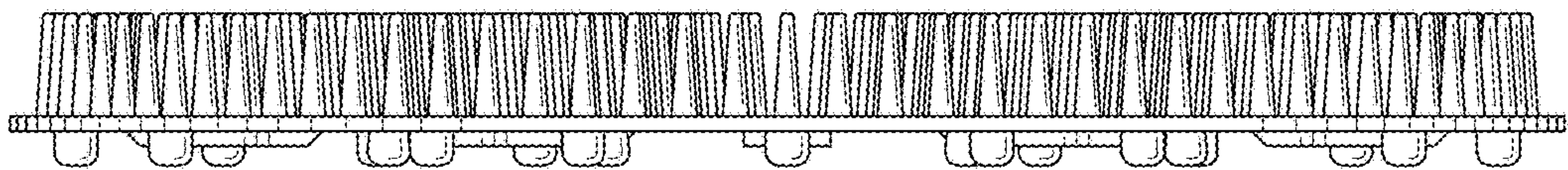


FIG. 7

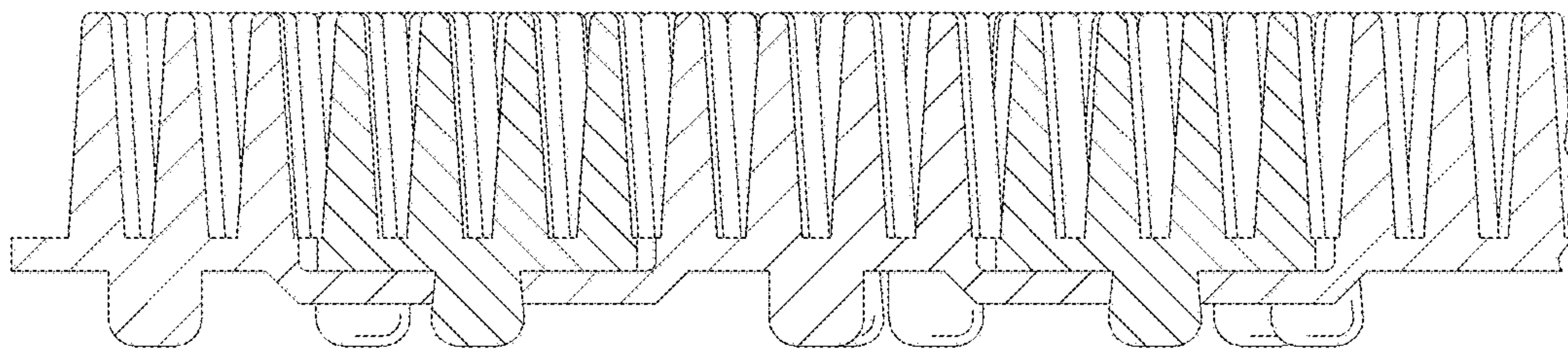


FIG. 8

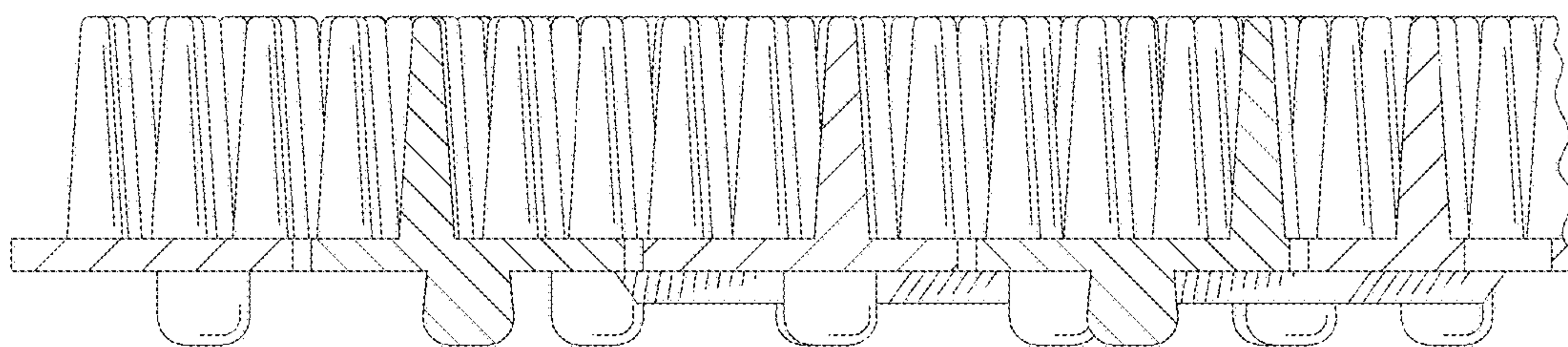


FIG. 9

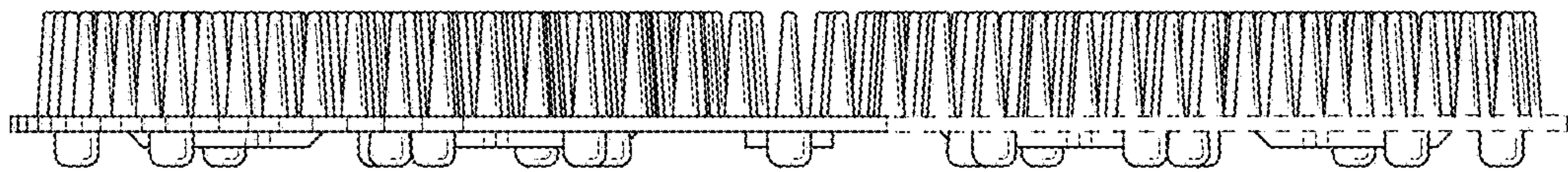


FIG.10