



US00D790022S

(12) **United States Design Patent**
Cong

(10) **Patent No.:** **US D790,022 S**

(45) **Date of Patent:** **** Jun. 20, 2017**

(54) **SWING**

(71) Applicant: **Sparkling Line Inc.**, Flushing, NY
(US)

(72) Inventor: **Jian Cong**, College Point, NY (US)

(73) Assignee: **Sparkling Line Inc.**, Flushing, NY
(US)

(**) Term: **15 Years**

(21) Appl. No.: **29/549,687**

(22) Filed: **Dec. 28, 2015**

(51) **LOC (10) Cl.** **21-03**

(52) **U.S. Cl.**
USPC **D21/825**

(58) **Field of Classification Search**
USPC D21/823-825, 811, 814, 822, 831, 832
CPC . A63G 9/00; A63G 9/021; A63G 9/14; A63G
9/16; A63G 9/20; A63G 13/08; A63G
13/06; A47D 13/10

See application file for complete search history.

(56) **References Cited**

U.S. PATENT DOCUMENTS

D138,371 S *	7/1944	Churchill	D21/825
D209,604 S *	12/1967	Wormser	D11/158
D210,036 S *	1/1968	Gervais	D21/825
D226,489 S *	3/1973	Kimble	472/118
D260,544 S *	9/1981	Ament	D21/825
D272,170 S *	1/1984	Noller	D21/825
D275,508 S *	9/1984	Osterman	D21/825
D292,016 S *	9/1987	Osterman	D21/825
D340,103 S *	10/1993	Nolan	D21/824

D367,099 S *	2/1996	Coddington, Jr.	D21/823
D424,649 S *	5/2000	Hilliker	D21/825
D623,715 S	9/2010	Fens		
D661,361 S *	6/2012	Fens	D21/825
D672,002 S *	12/2012	Fens	D21/825
2014/0162797 A1	6/2014	Priest		
2014/0287845 A1	9/2014	Priest		
2015/0105169 A1	4/2015	Fens		

FOREIGN PATENT DOCUMENTS

DE	29617169 U1 *	12/1996	A63G 9/10
DE	29800743 U1 *	4/1998	A63G 9/00

* cited by examiner

Primary Examiner — Sheryl Lane

Assistant Examiner — Samantha Wood

(74) *Attorney, Agent, or Firm* — Troutman Sanders

(57) **CLAIM**

I claim the ornamental design for a swing, substantially shown and described herein.

DESCRIPTION

FIG. 1 is a top perspective view of the swing according to the new design;

FIG. 2 is a left side elevational view thereof;

FIG. 3 is a right side elevational view thereof;

FIG. 4 is a front elevational view thereof;

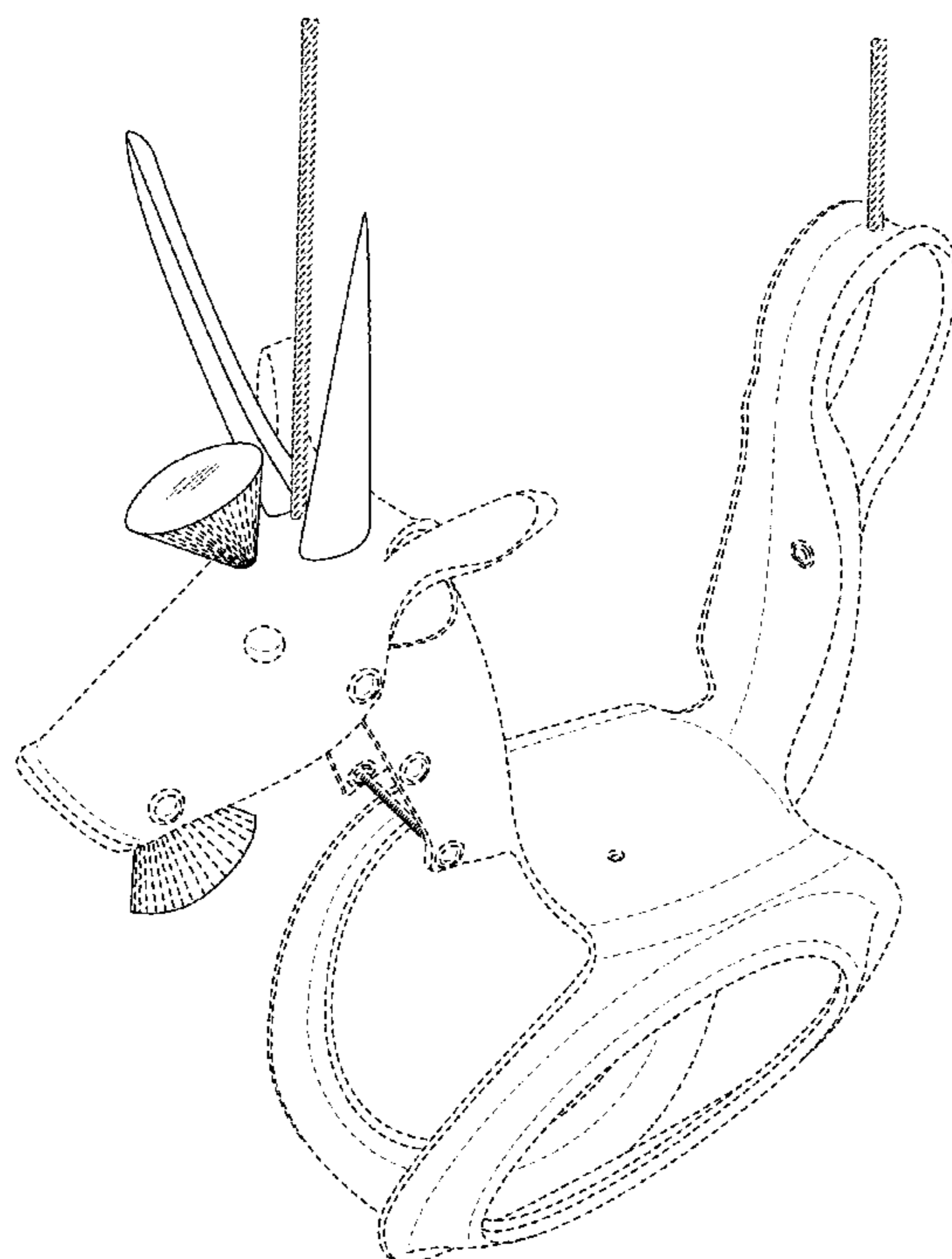
FIG. 5 is a rear elevational view thereof;

FIG. 6 is a top plan view thereof; and,

FIG. 7 is a bottom plan view thereof.

The broken lines showing portions of the swing are included for the purpose of illustrating portions of the article and form no part of the claimed design.

1 Claim, 7 Drawing Sheets



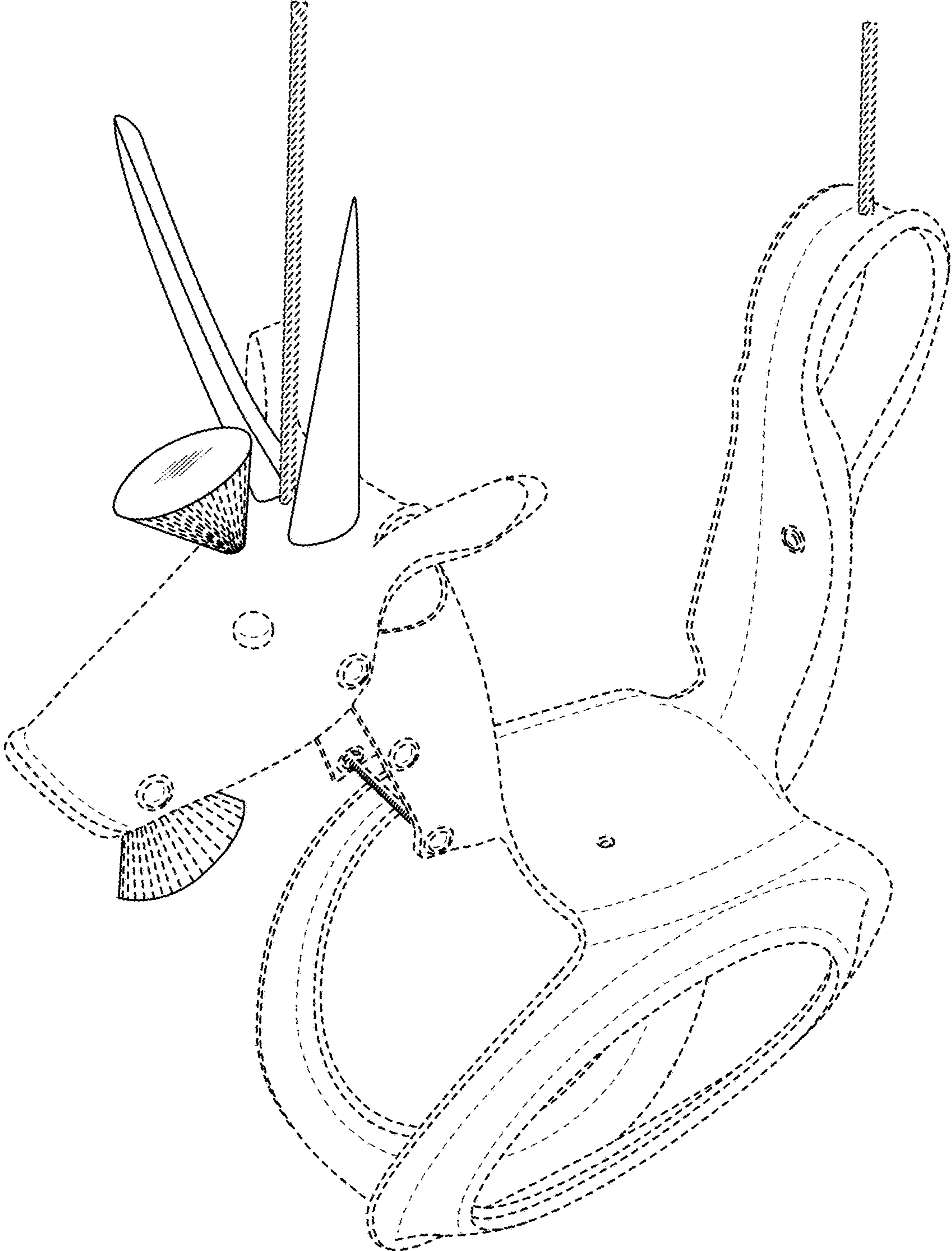


FIG. 1

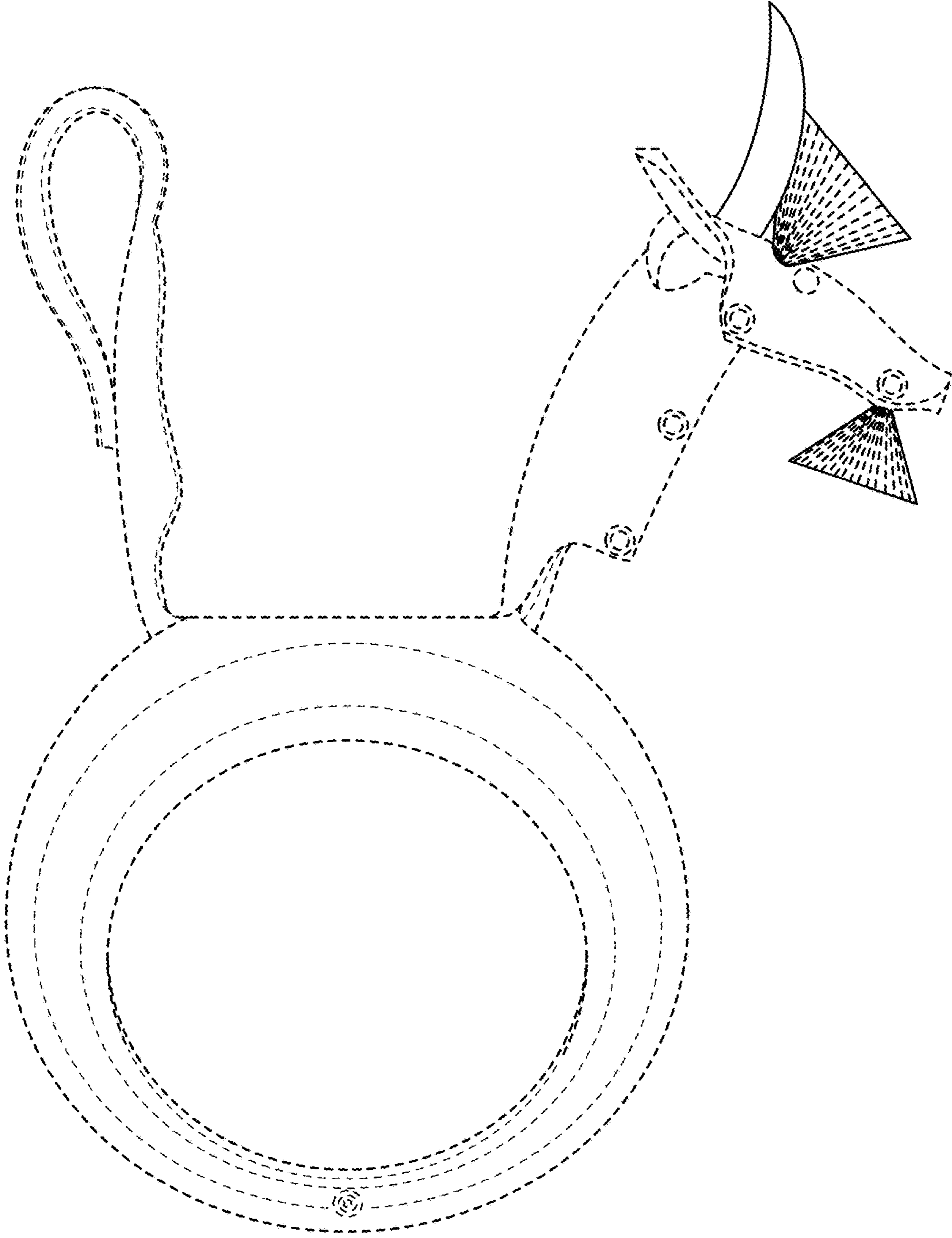


FIG. 2

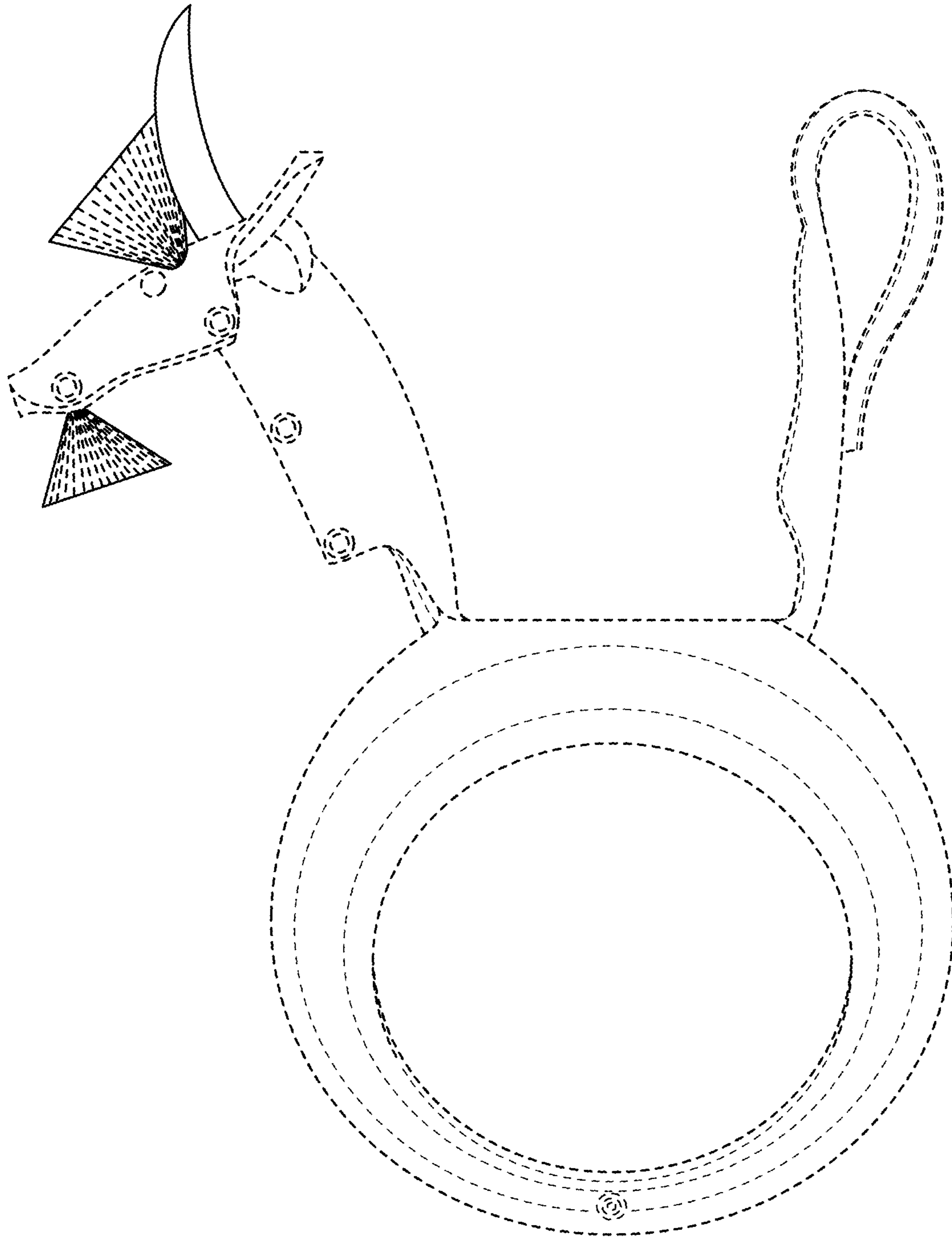


FIG. 3

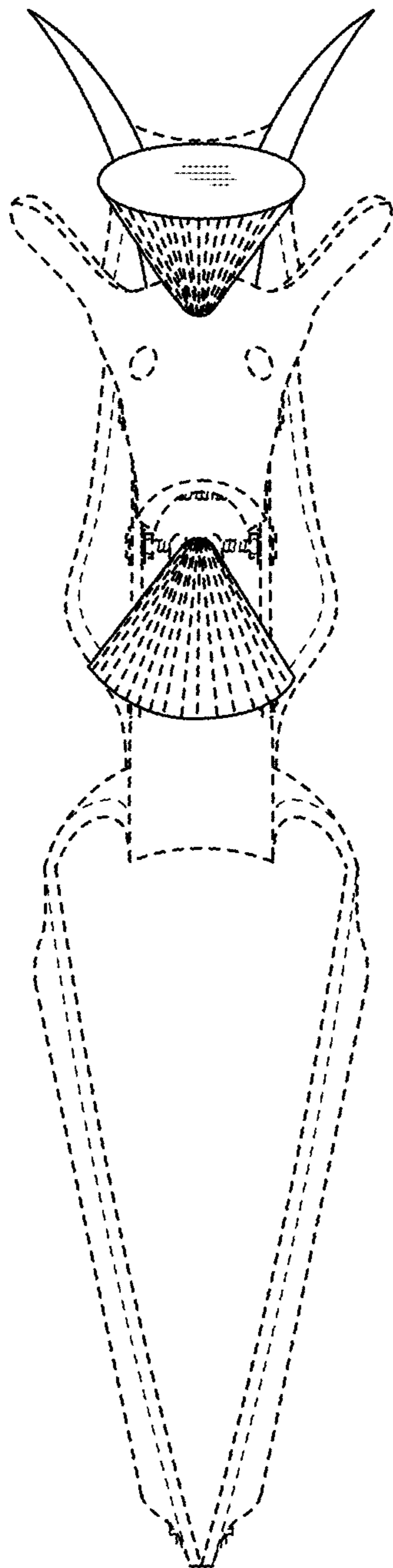


FIG. 4

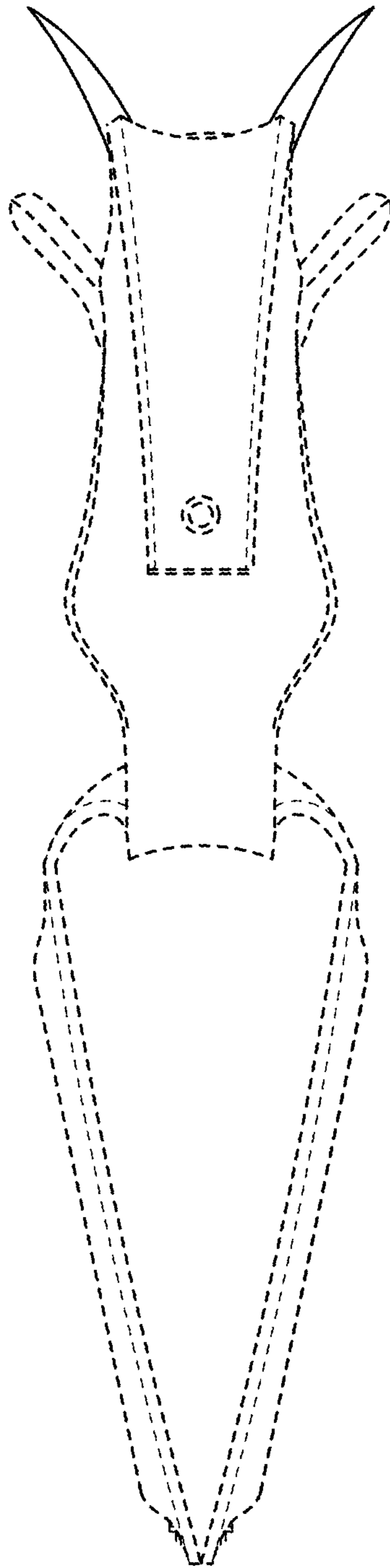


FIG. 5

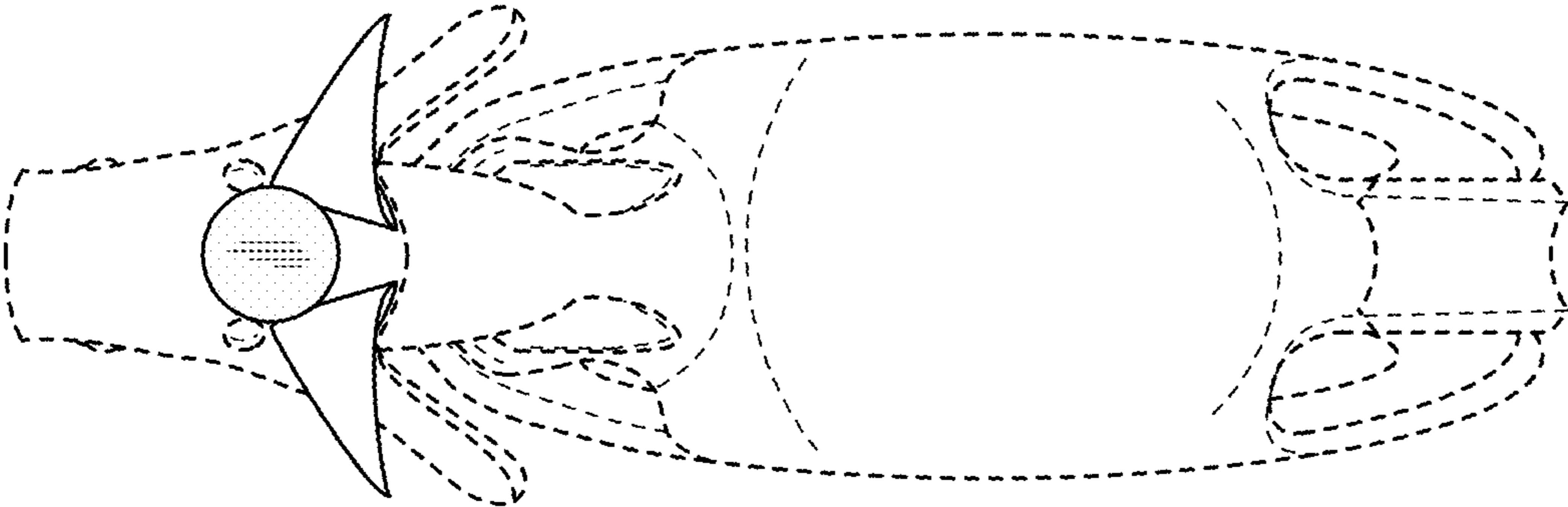


FIG. 6

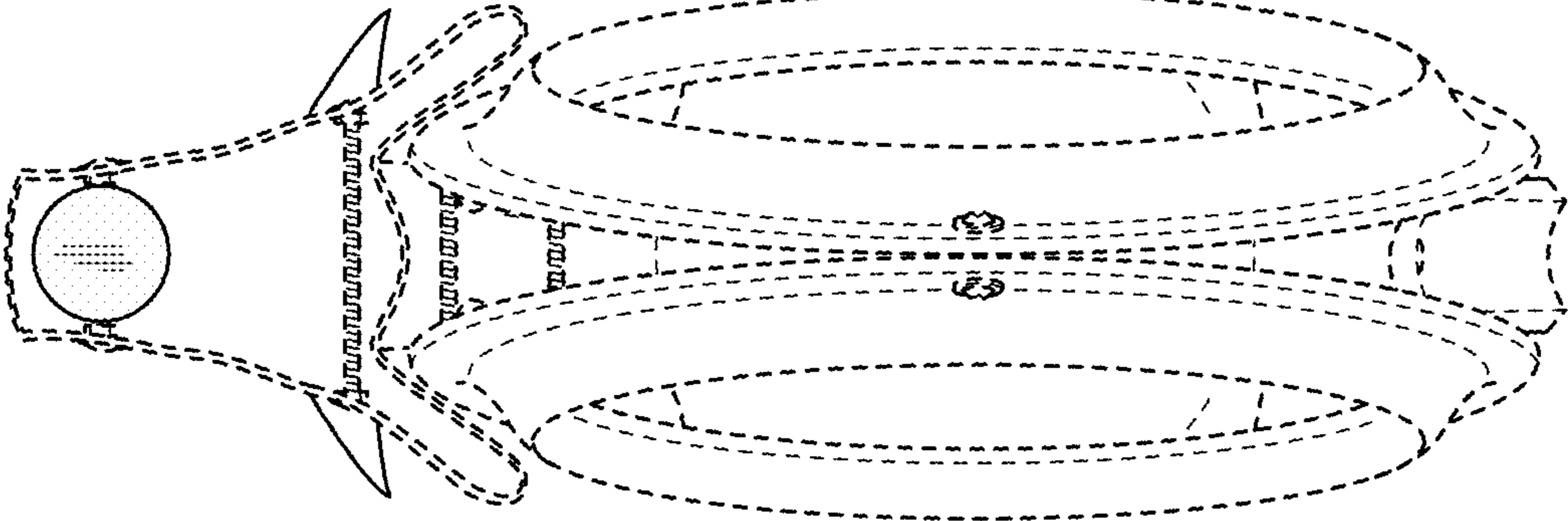


FIG. 7