



US00D789978S

(12) **United States Design Patent**
Mijatovic et al.

(10) **Patent No.:** **US D789,978 S**
(45) **Date of Patent:** **** Jun. 20, 2017**

(54) **DISPLAY SCREEN WITH GRAPHICAL USER INTERFACE**

(71) Applicant: **ADP, LLC**, Roseland, NJ (US)

(72) Inventors: **Marina Mijatovic**, New York City, NY (US); **Carl Rick Collins**, Brooklyn, NY (US); **Ritesh Andhare**, Jersey City, NJ (US); **Patrick Gibson**, Brooklyn, NY (US)

(73) Assignee: **ADP, LLC**, Roseland, NJ (US)

(**) Term: **15 Years**

(21) Appl. No.: **29/548,247**

(22) Filed: **Dec. 11, 2015**

(51) **LOC (10) Cl.** **14-04**

(52) **U.S. Cl.**
USPC **D14/488; D14/490**

(58) **Field of Classification Search**
USPC **D14/485–495**
CPC **G06F 3/0481; G06F 3/04845; G06F 3/04817; G06F 17/212; G06T 13/80; G06T 15/02; H04N 1/00424**
See application file for complete search history.

(56) **References Cited**

U.S. PATENT DOCUMENTS

D707,245 S *	6/2014	Bruck	D14/486
D714,816 S *	10/2014	Varon	G06F 3/04817
			D14/486
D732,550 S *	6/2015	Westenberg	D14/485
D740,842 S *	10/2015	Liu	D14/486
D751,085 S *	3/2016	Winther	D14/485
9,286,194 B2 *	3/2016	Aullas	G06F 3/048
D753,167 S *	4/2016	Yu	D14/486
D757,028 S *	5/2016	Goldenberg	D14/485
D760,261 S *	6/2016	Yu	D14/486

D761,294 S *	7/2016	Weeresinghe	D14/486
D761,828 S *	7/2016	Koeten	D14/486
D764,506 S *	8/2016	Rathke	D14/486
D768,678 S *	10/2016	Smith	D14/486
D772,266 S *	11/2016	Eder	D14/486
9,507,502 B1 *	11/2016	Fox-Rabinovitz ..	G06F 3/04845
D774,068 S *	12/2016	Derby	D14/486
D774,528 S *	12/2016	Klein	D14/486
D777,199 S *	1/2017	Protzman	D14/485
D777,747 S *	1/2017	Derby	D14/486
2004/0100479 A1 *	5/2004	Nakano	G06F 1/1626
			715/700
2012/0062840 A1 *	3/2012	Ballou, Jr.	A61F 9/0008
			351/206
2014/0164198 A1 *	6/2014	Caldwell	G06Q 40/00
			705/35

(Continued)

Primary Examiner — Philip S Hyder

Assistant Examiner — Cary M Robinson

(74) *Attorney, Agent, or Firm* — Yee & Associates, P.C.

(57) **CLAIM**

The ornamental design for for a display screen with graphical user interface, as shown and described.

DESCRIPTION

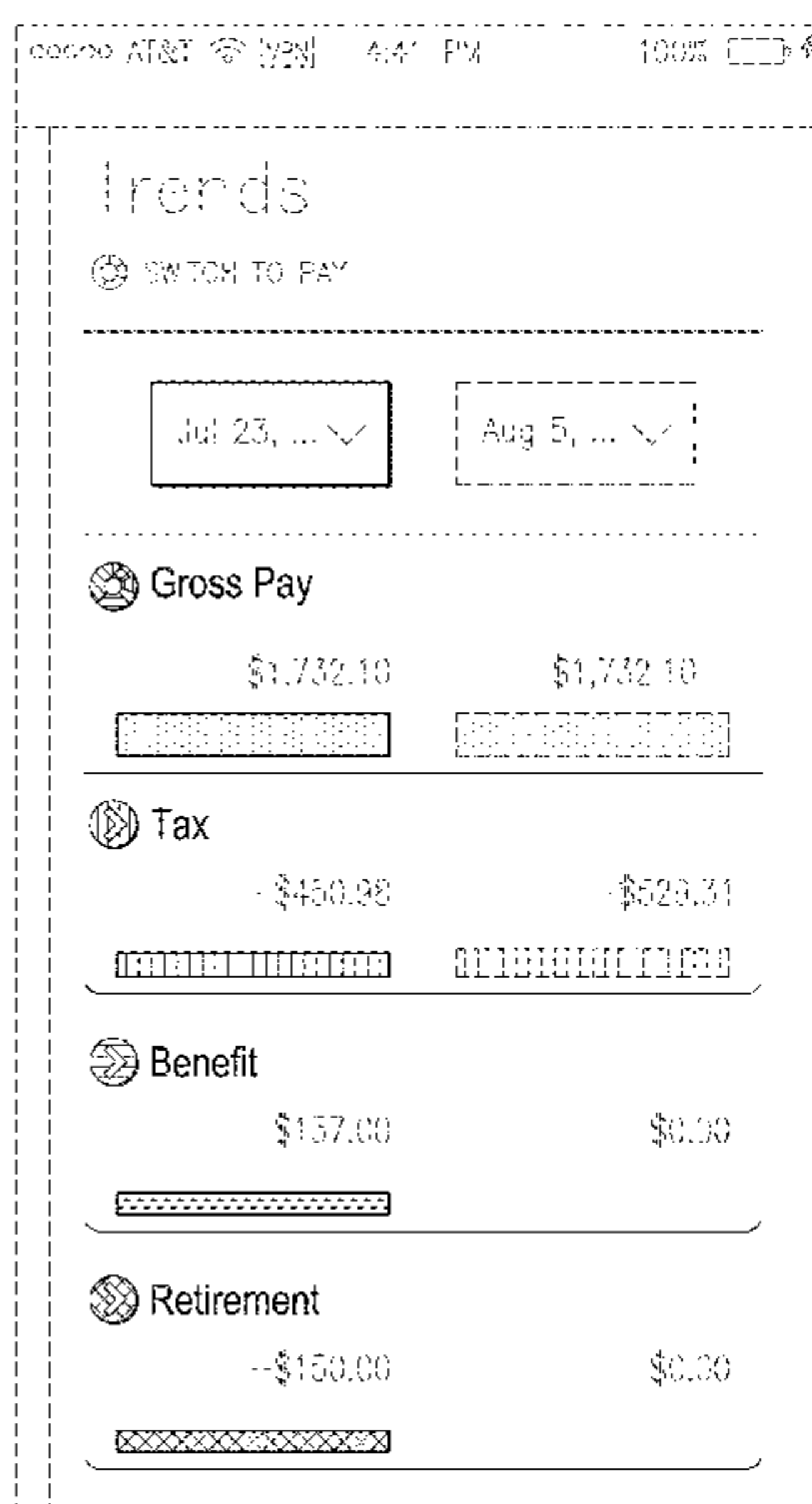
FIG. 1 is a front view of a display screen with graphical user interface;

FIG. 2 is another front view of the display screen with graphical user interface, shown with a different broken line disclosure; and,

FIG. 3 is a front view of the display screen with graphical user interface, shown with another different broken line disclosure.

The dual set of outermost broken lines illustrate a display screen. The broken line showing of text, numbers, icons and boxes illustrate portions of the graphical user interface. None of the broken lines form part of the claimed design.

1 Claim, 3 Drawing Sheets



(56)

References Cited

U.S. PATENT DOCUMENTS

2015/0310465 A1* 10/2015 Chan G06Q 30/0205
705/7.34
2016/0357842 A1* 12/2016 Kohlmeier G06F 3/0481
2017/0003851 A1* 1/2017 Moore G06F 3/04815
2017/0010792 A1* 1/2017 Stewart G06F 3/04845
2017/0017617 A1* 1/2017 Sato G06F 13/00

* cited by examiner

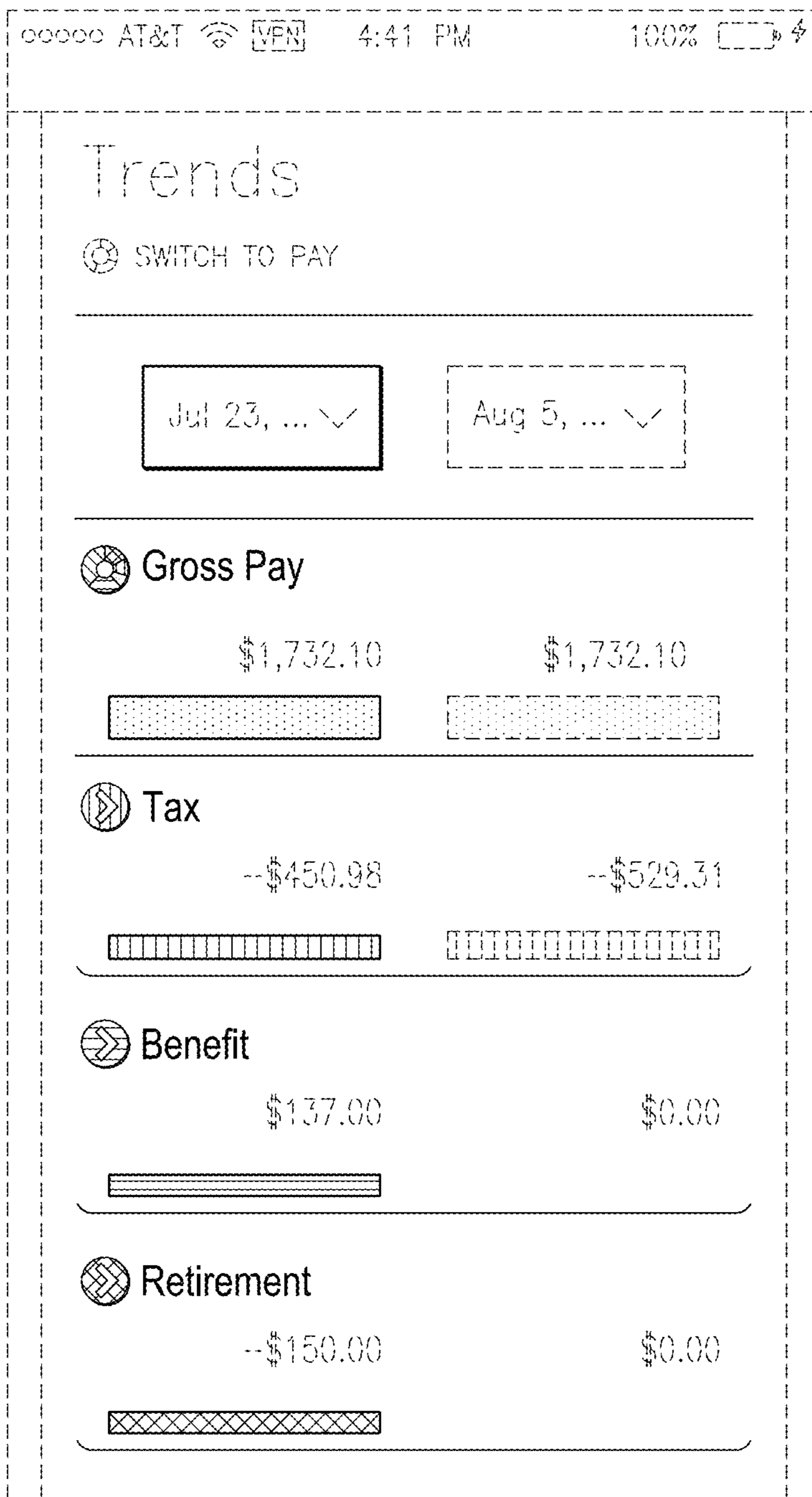


FIG. 1

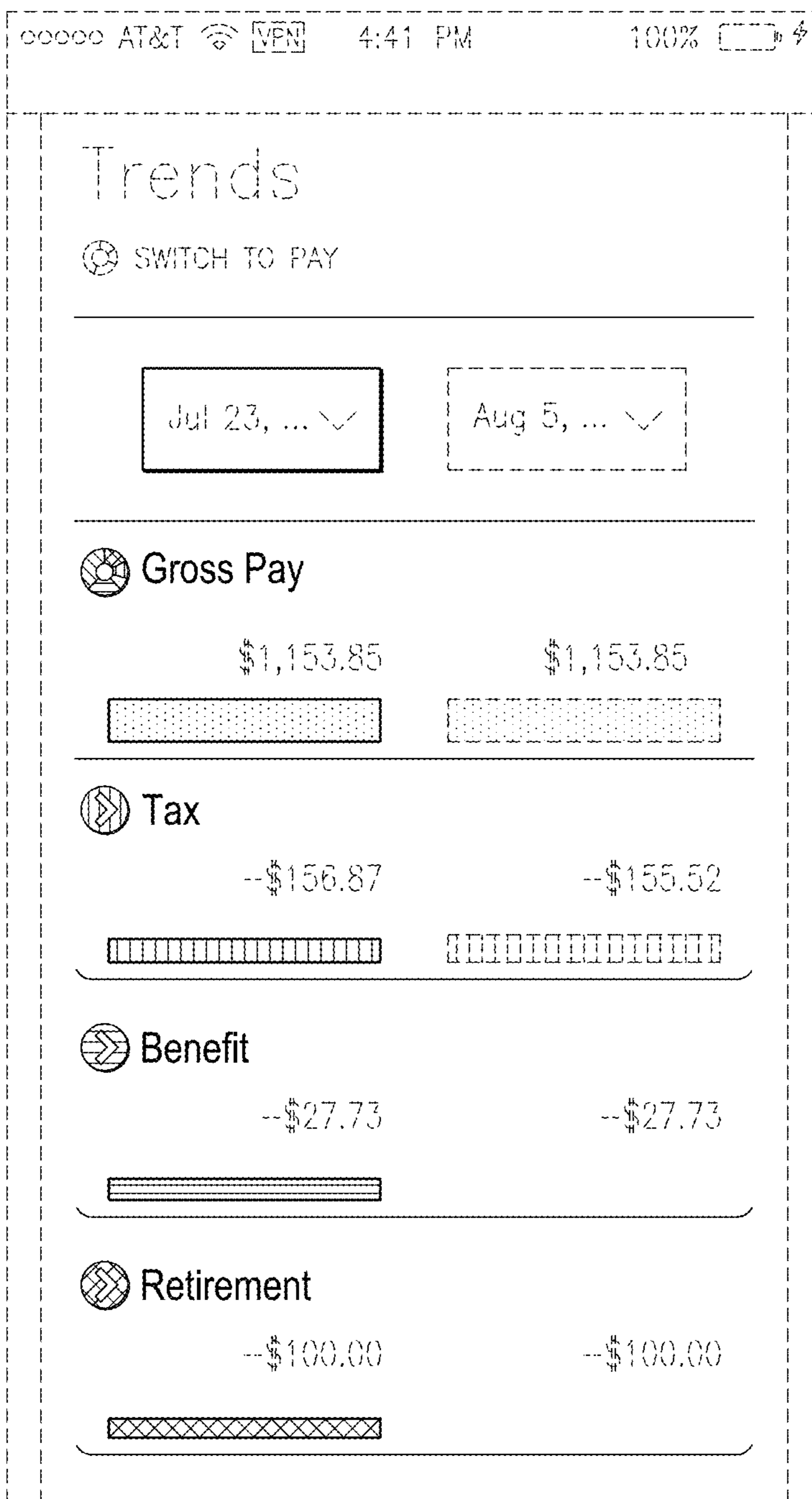


FIG. 2

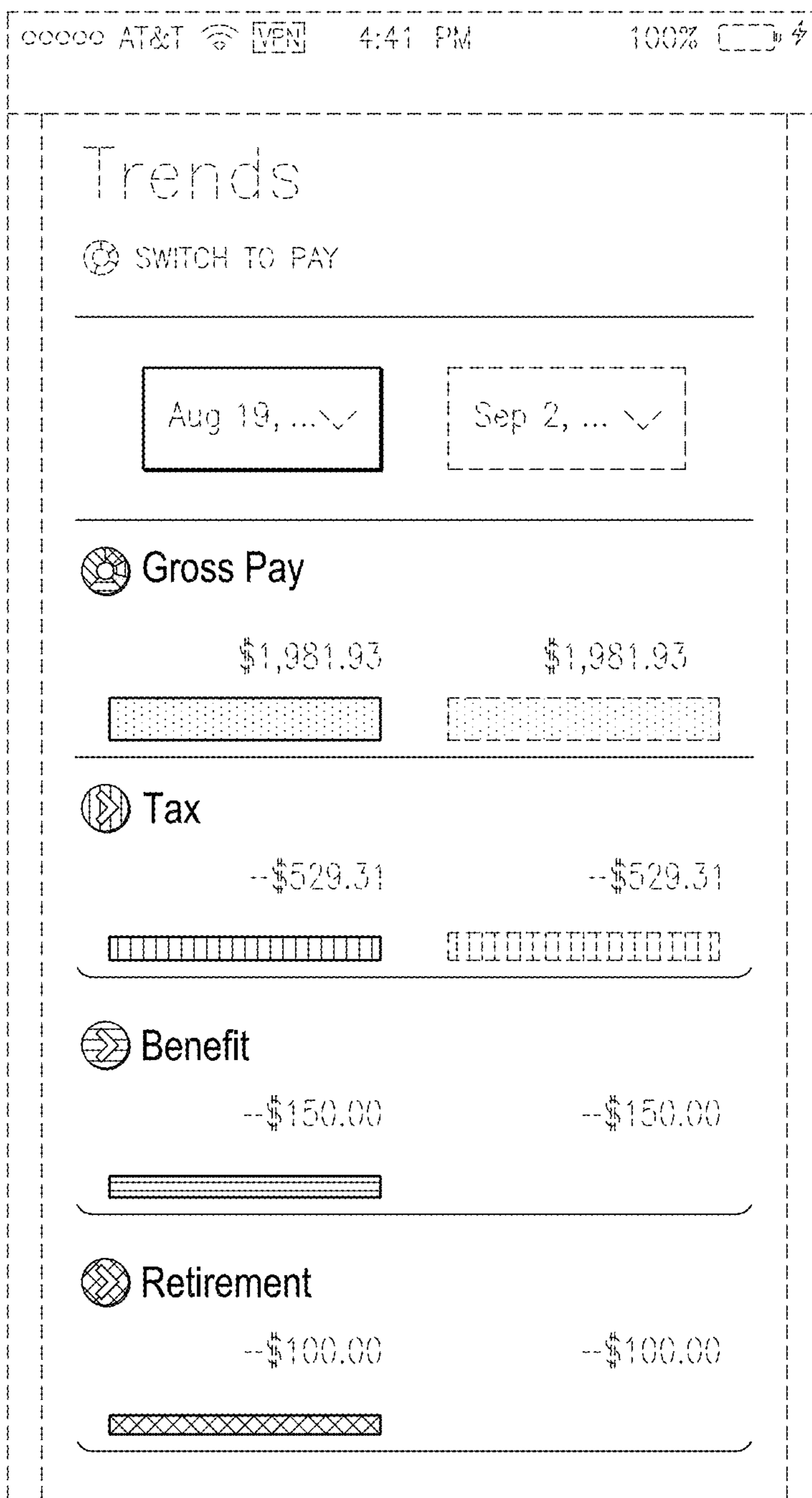


FIG. 3