



US00D789922S

(12) **United States Design Patent**  
**Yamazaki et al.**

(10) **Patent No.: US D789,922 S**

(45) **Date of Patent: \*\* \*Jun. 20, 2017**

(54) **PORTABLE INFORMATION TERMINAL**

(71) Applicant: **SEMICONDUCTOR ENERGY LABORATORY CO., LTD.**,  
Atsugi-shi, Kanagawa-ken (JP)

(72) Inventors: **Shunpei Yamazaki**, Tokyo (JP);  
**Kensuke Yoshizumi**, Kanagawa (JP)

(73) Assignee: **Semiconductor Energy Laboratory Co., LTD.**, Kanagawa-ken (JP)

(\*) Notice: This patent is subject to a terminal disclaimer.

(\*\*) Term: **14 Years**

(21) Appl. No.: **29/497,465**

(22) Filed: **Jul. 24, 2014**

(30) **Foreign Application Priority Data**

Jan. 31, 2014 (JP) ..... 2014-001996

(51) **LOC (10) Cl.** ..... **14-02**

(52) **U.S. Cl.**  
USPC ..... **D14/341**

(58) **Field of Classification Search**  
USPC .... D14/234, 341, 138 AB, 138 G, 496, 331,  
D14/440, 445, 501, 126, 127, 132, 202,  
D14/203.4, 345, 203.45; 313/511;  
361/679.01, 679.27, 749, 679.04;  
455/575.1, 575.3; 345/204, 173, 581,  
345/156, 55; 349/58  
CPC ..... G06F 1/16; G06F 1/1616  
See application file for complete search history.

(56) **References Cited**

**U.S. PATENT DOCUMENTS**

4,187,630 A \* 2/1980 Giulie ..... G09F 1/12  
40/757  
4,607,817 A \* 8/1986 Aquino ..... A47B 23/044  
206/214

6,016,176 A \* 1/2000 Kim ..... G02F 1/133305  
349/158  
D491,902 S \* 6/2004 Chen ..... D14/126  
D494,167 S \* 8/2004 Hirakawa ..... D14/341  
D534,184 S \* 12/2006 Leija ..... D14/496  
(Continued)

**OTHER PUBLICATIONS**

Naoyuki Senda, U.S. Appl. No. 29/497,469, filed Jul. 24, 2014,  
Specification and Drawings.  
(Continued)

*Primary Examiner* — Paula Greene  
(74) *Attorney, Agent, or Firm* — Nixon Peabody LLP;  
Jeffrey L. Costellia

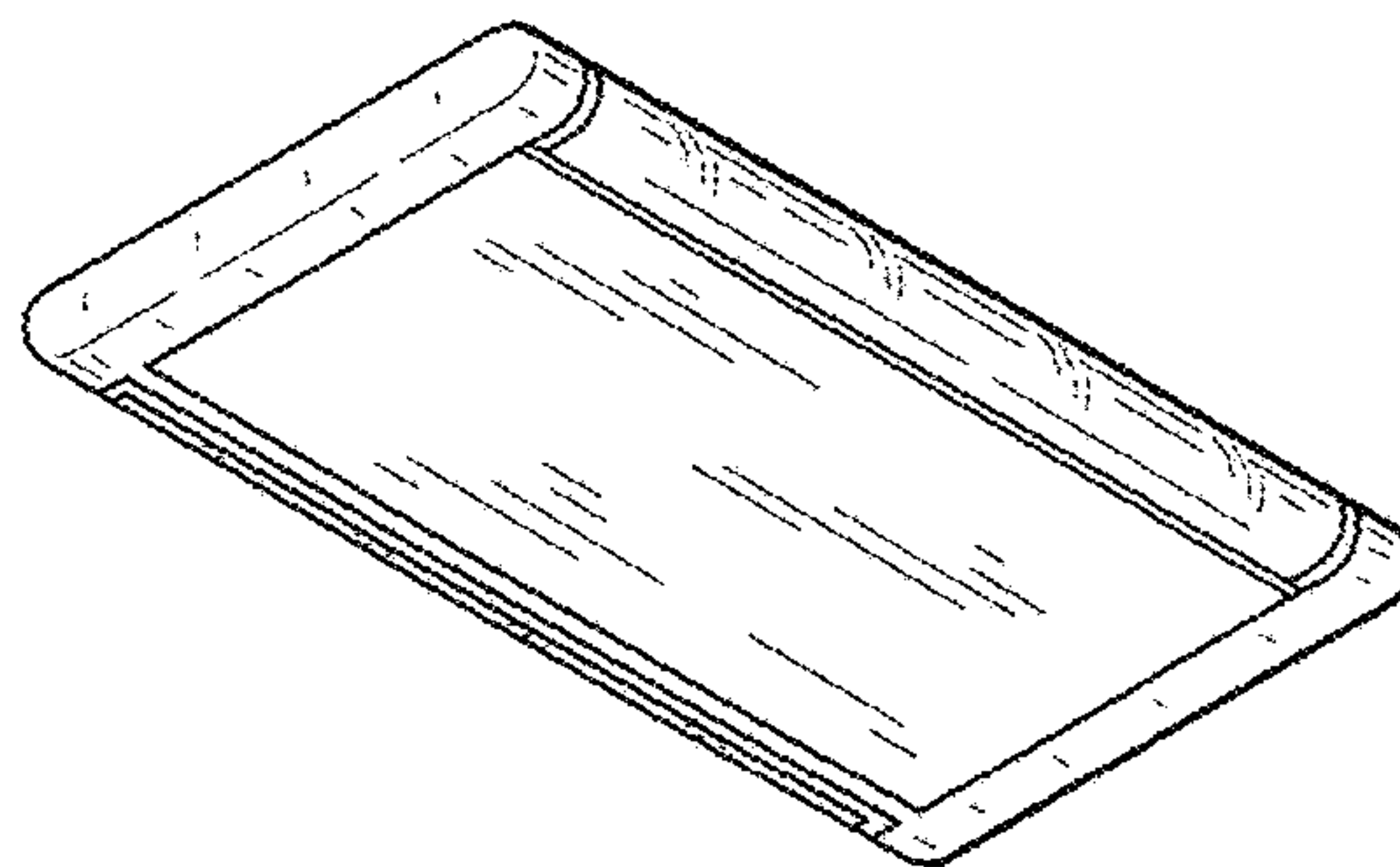
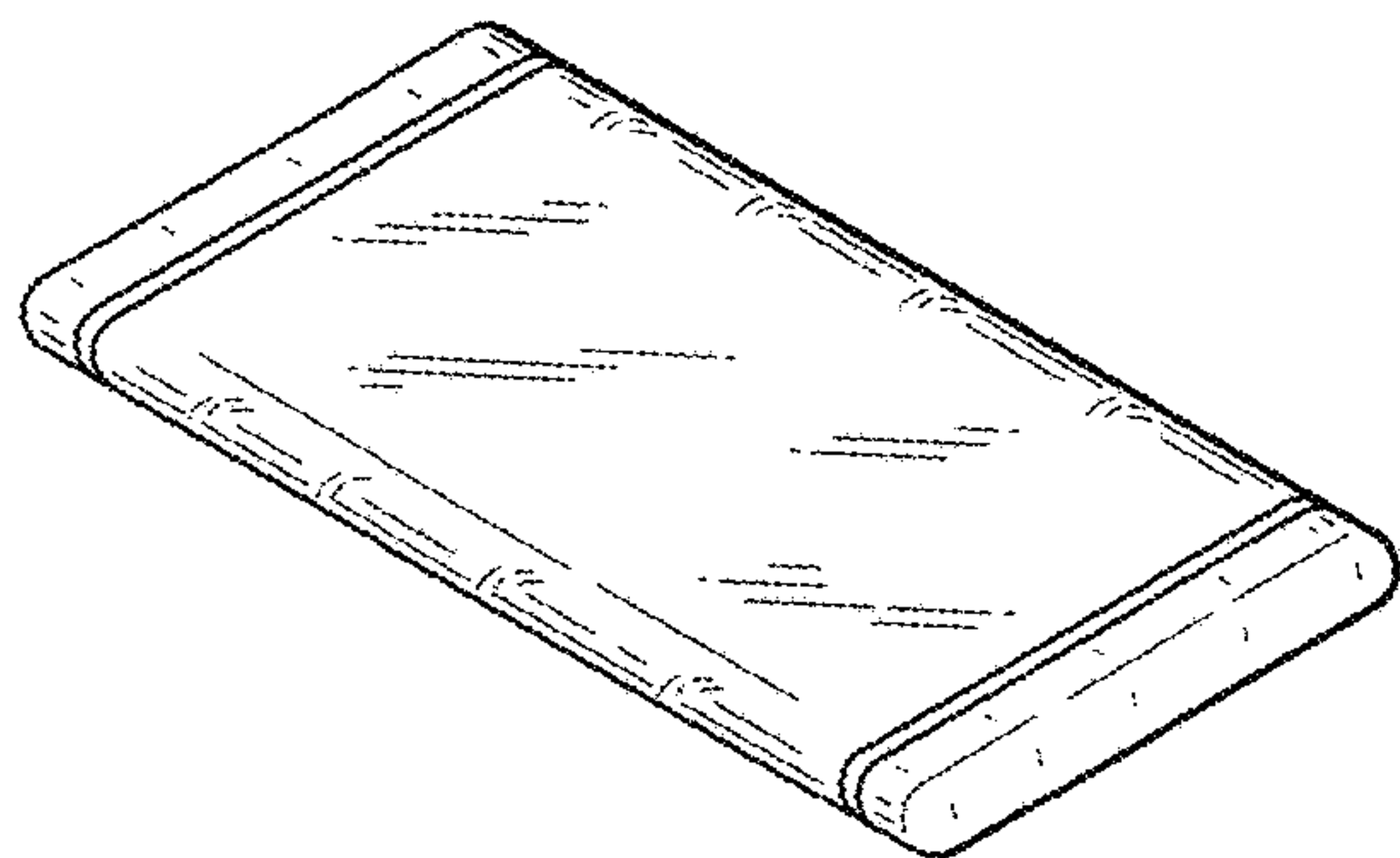
(57) **CLAIM**

We claim, the ornamental design for a portable information terminal, as shown and described.

**DESCRIPTION**

FIG. 1 is a front view of a portable information terminal showing our new design;  
FIG. 2 is a rear view;  
FIG. 3 is a right side view;  
FIG. 4 is a left side view;  
FIG. 5 is a top view;  
FIG. 6 is a bottom view;  
FIG. 7 is a front perspective view;  
FIG. 8 is a rear perspective view;  
FIG. 9 is a front perspective view in which a flexible display is unfolded;  
FIG. 10 is a rear perspective view in which the flexible display is unfolded; and,  
FIG. 11 is an enlarged sectional view taken from A-A' in FIG. 1 with the internal mechanisms omitted.  
The portable information terminal is used in a state in which the flexible display is folded, unfolded or curved as necessary.

**1 Claim, 6 Drawing Sheets**



(56)

References Cited

U.S. PATENT DOCUMENTS

D555,655 S \* 11/2007 Iu ..... D14/447  
 7,310,050 B2 \* 12/2007 Yeh ..... G06F 1/1624  
 340/815.4  
 7,426,107 B2 \* 9/2008 Yeh ..... G06F 1/1626  
 340/815.4  
 D580,928 S \* 11/2008 Bemelmans ..... D14/345  
 D594,028 S \* 6/2009 Fuchsberg ..... D14/496  
 D597,090 S \* 7/2009 Bemelmans ..... D14/341  
 7,558,057 B1 \* 7/2009 Naksen ..... G06F 1/1613  
 361/679.3  
 D631,458 S \* 1/2011 Liao ..... D14/138 G  
 D639,296 S \* 6/2011 Tseng ..... D14/345  
 D641,750 S \* 7/2011 Hu ..... D14/341  
 8,229,522 B2 \* 7/2012 Kim ..... H04M 1/0216  
 361/679.06  
 8,385,055 B2 \* 2/2013 Kao ..... G06F 1/1616  
 349/56  
 8,605,421 B2 \* 12/2013 Verschoor ..... G06F 1/1652  
 361/679.21  
 8,662,731 B2 \* 3/2014 Wang ..... G09F 9/301  
 349/61  
 8,773,411 B2 \* 7/2014 van Lieshout ..... 345/204  
 D711,369 S \* 8/2014 Eriksson ..... D14/341  
 D712,401 S \* 9/2014 Lee ..... D14/341  
 8,842,425 B2 \* 9/2014 Ryu ..... G06F 1/1601  
 361/679.21  
 D716,253 S 10/2014 Lee et al.  
 8,873,225 B2 \* 10/2014 Huitema ..... G06F 1/1615  
 345/168  
 8,896,202 B2 \* 11/2014 Oh ..... H01L 51/5237  
 313/511  
 D719,540 S \* 12/2014 Lee ..... D14/138 AB  
 D719,541 S \* 12/2014 Lee ..... D14/138 AB  
 D719,542 S \* 12/2014 Lee ..... D14/138 AB  
 8,917,516 B2 \* 12/2014 Kim ..... G06F 1/1652  
 361/679.01

D735,709 S \* 8/2015 Daniel ..... D14/341  
 2003/0218860 A1 \* 11/2003 Shiraiwa ..... G06F 1/1616  
 361/679.04  
 2008/0151480 A1 \* 6/2008 Chung ..... G06F 1/1615  
 361/679.06  
 2008/0204367 A1 \* 8/2008 Lafarre ..... G06F 1/1615  
 345/55  
 2009/0021666 A1 \* 1/2009 Chen ..... G02F 1/133305  
 349/58  
 2010/0164973 A1 \* 7/2010 Huitema ..... G06F 1/1615  
 345/581  
 2012/0038570 A1 \* 2/2012 Delaporte ..... G06F 1/1616  
 345/173

OTHER PUBLICATIONS

Shunpei Yamazaki, et al., U.S. Appl. No. 29/497,466, filed Jul. 24, 2014, Specification and Drawings.  
 Naoyuki Senda, U.S. Appl. No. 29,497,462, filed Jul. 24, 2014, Specification and Drawings.  
 Shunpei Yamazaki et al. U.S. Appl. No. 29/497,463, filed Jul. 24, 2014, Specification and Drawings.  
 Shunpei Yamazaki, U.S. Appl. No. 29/498,841, filed Aug. 8, 2014, Specification and Drawings.  
 Shunpei Yamazaki, U.S. Appl. No. 29/498,844, filed Aug. 8, 2014, Specification and Drawings.  
 Shunpei Yamazaki, U.S. Appl. No. 29/498,846, filed Aug. 8, 2014, Specification and Drawings.  
 Shunpei Yamazaki, U.S. App. No. 29/498,847, filed Aug. 8, 2014, Specification and Drawings.  
 Shunpei Yamazaki, U.S. Appl. No. 29/498,848, filed Aug. 8, 2014, Specification and Drawings.  
 Shunpei Yamazaki, U.S. Appl. No. 29/498,850, filed Aug. 8, 2014, Specification and Drawings.  
 Shunpei Yamazaki, U.S. Appl. No. 29 498,852, filed Aug. 8, 2014, Specification and Drawings.

\* cited by examiner

FIG. 1

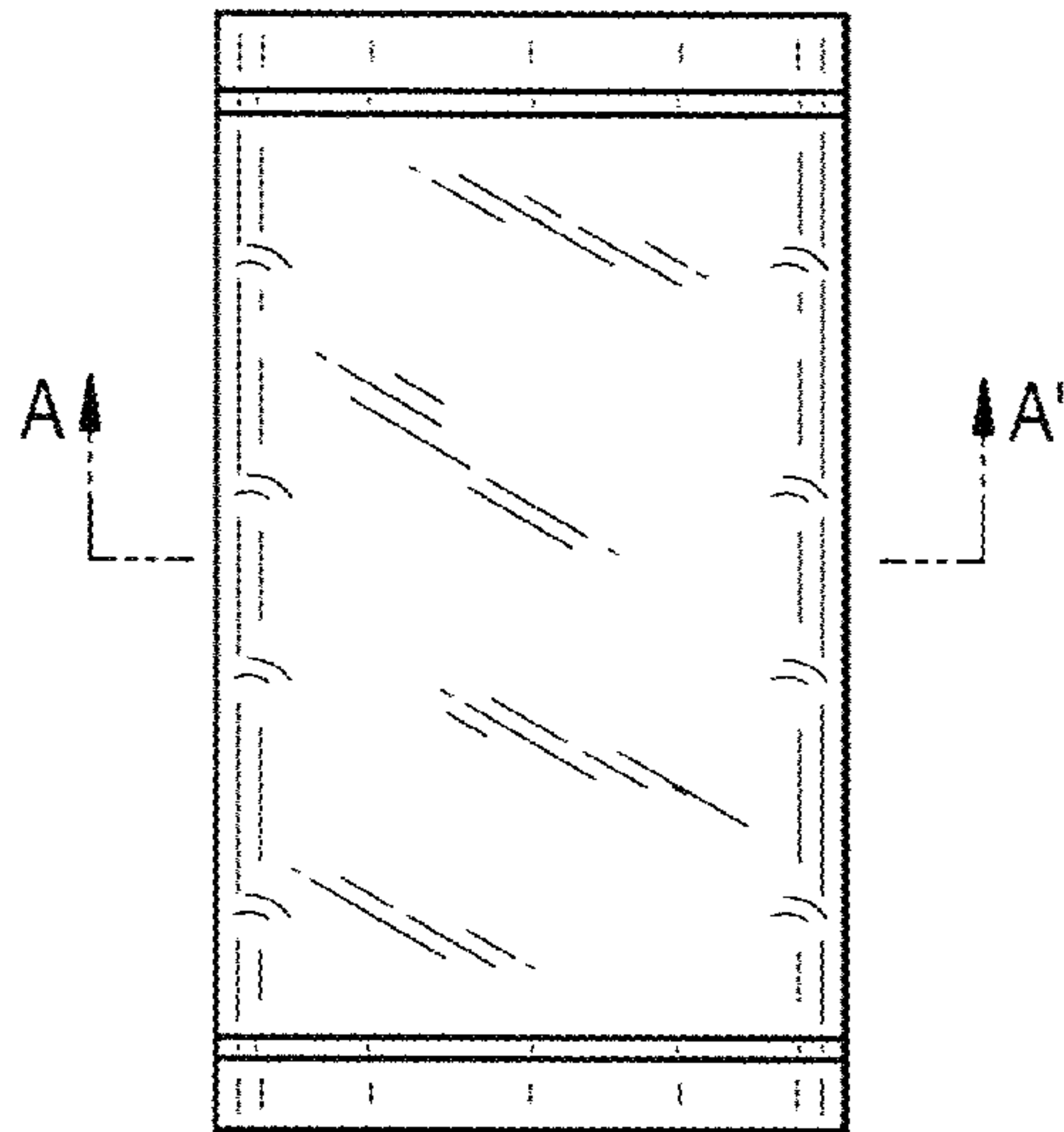


FIG. 2

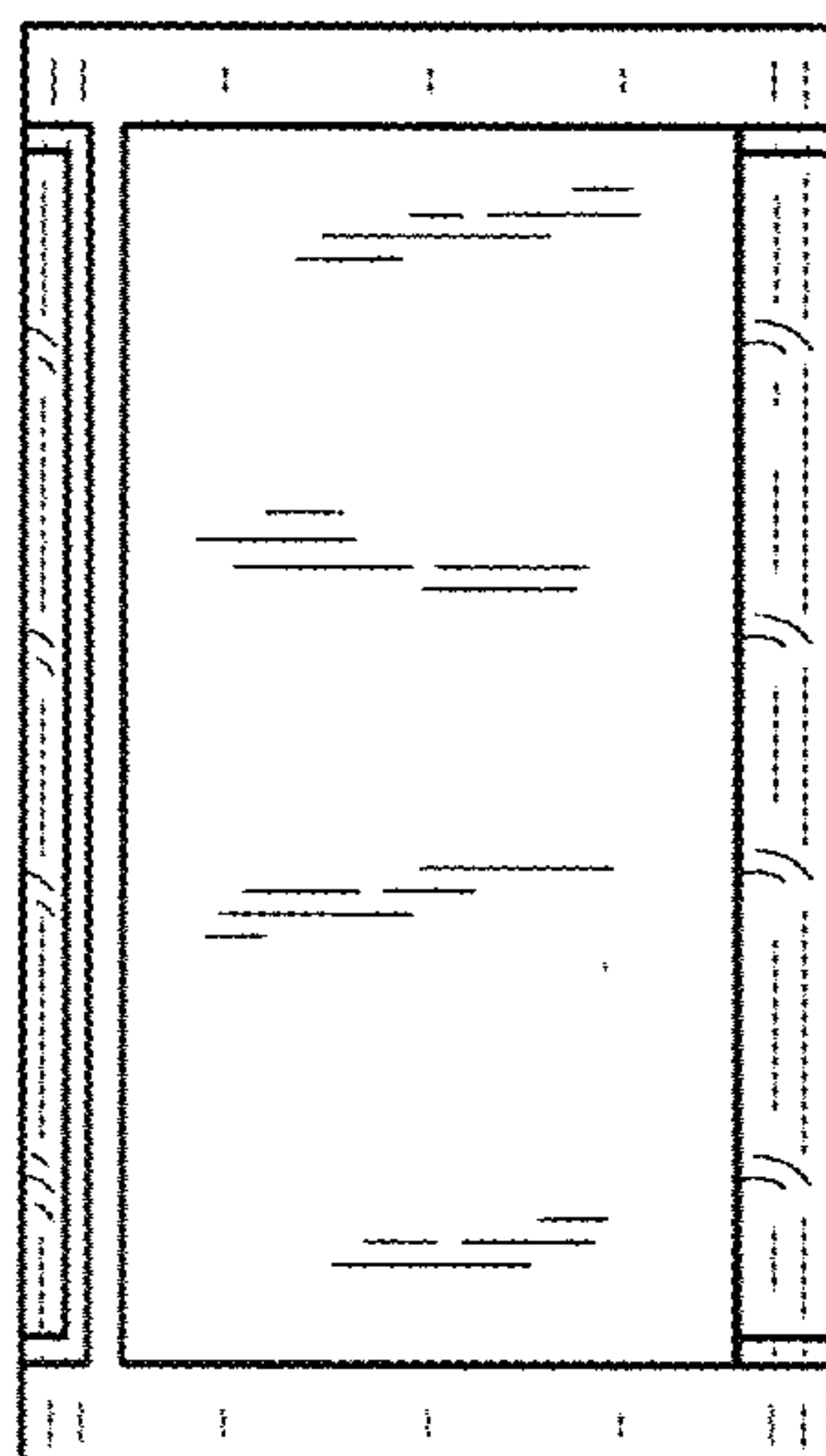


FIG. 3



FIG. 4



FIG. 5



FIG. 6






FIG. 7

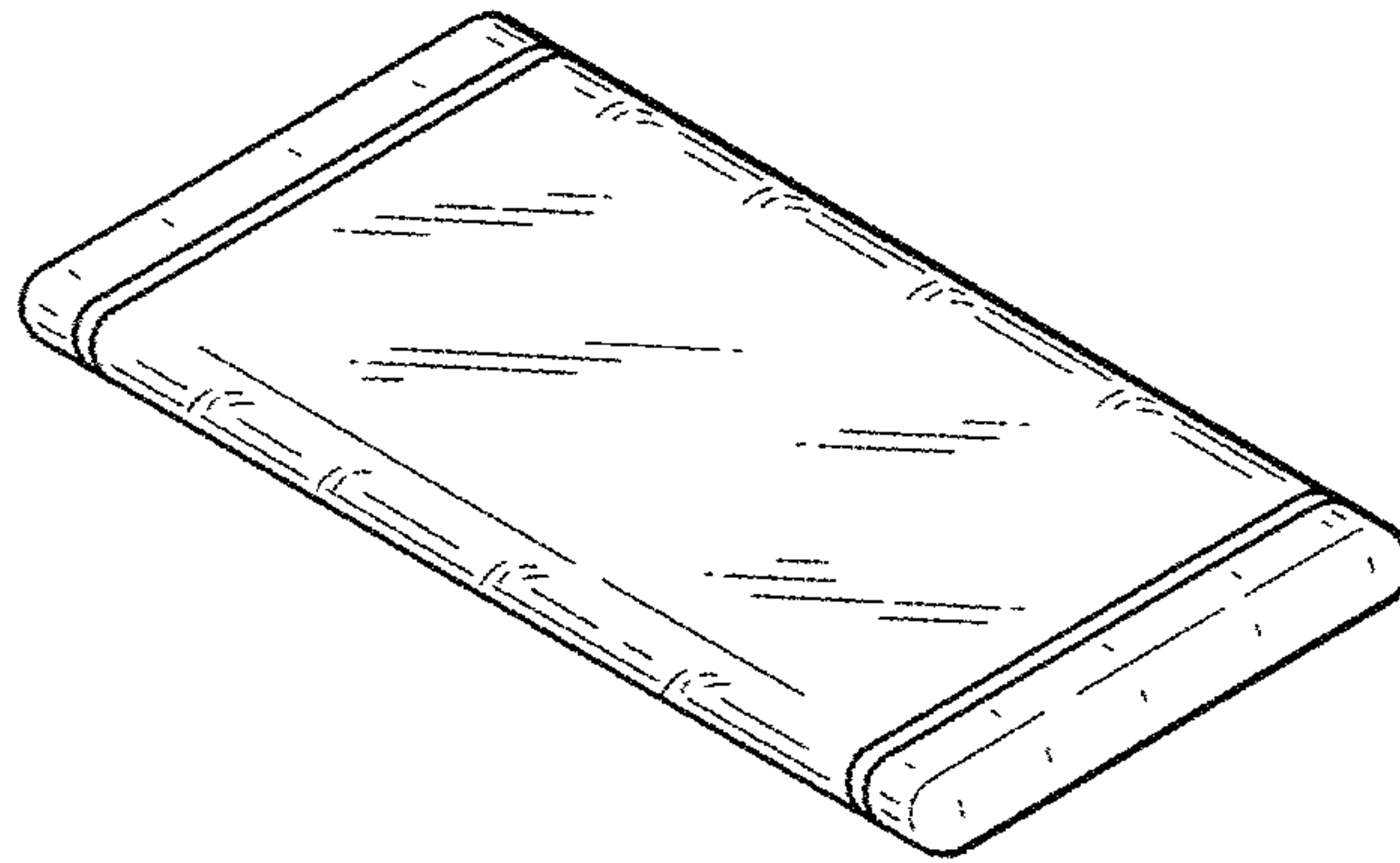


FIG. 8




FIG. 9

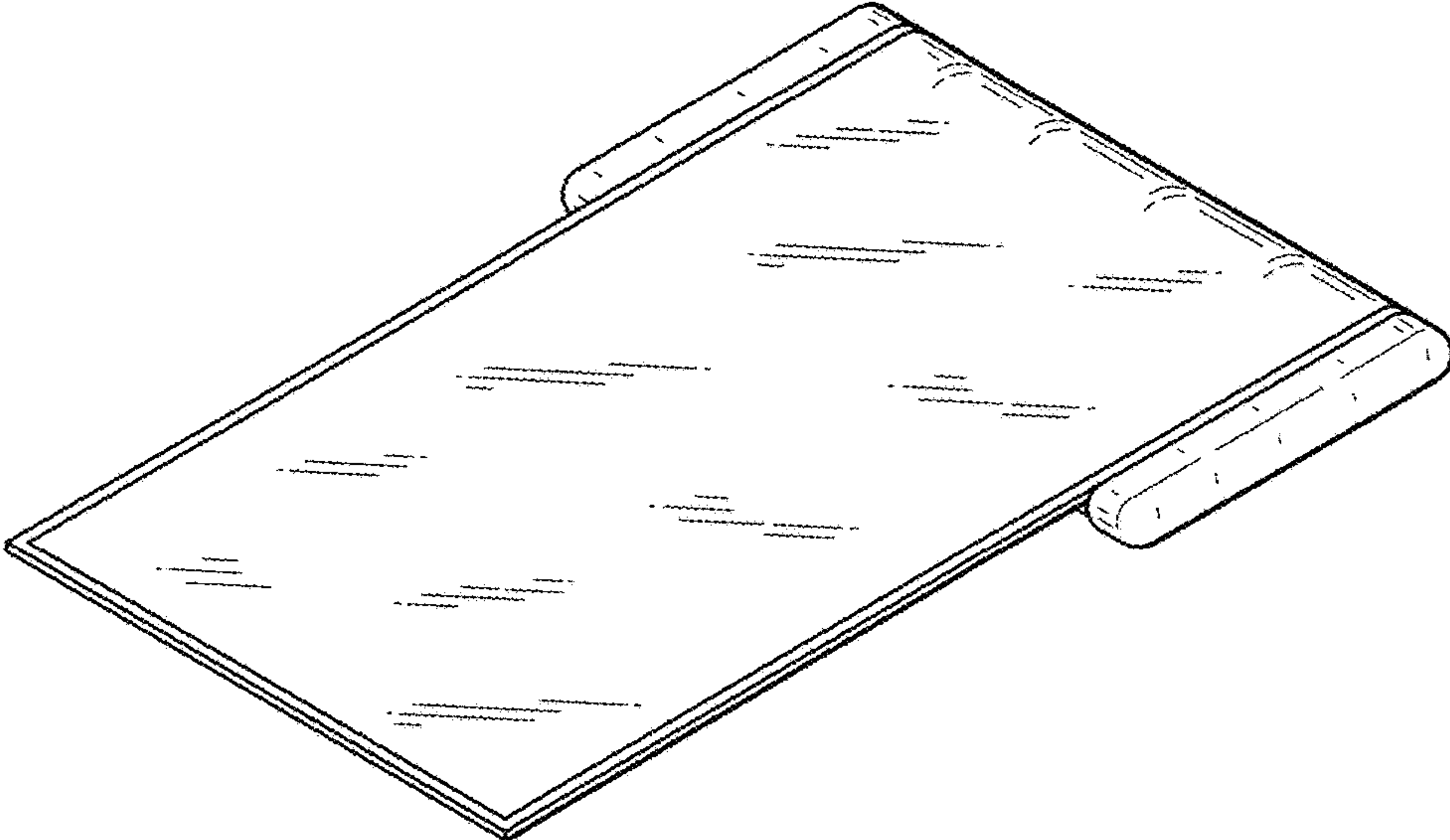


FIG. 10




FIG. 11

