



US00D789917S

(12) **United States Design Patent** (10) **Patent No.:** **US D789,917 S**  
**Hong** (45) **Date of Patent:** **\*\* Jun. 20, 2017**

(54) **ELECTRONIC DEVICE**  
(71) Applicant: **Samsung Electronics Co., Ltd.**,  
Suwon-si (KR)  
(72) Inventor: **Kwan-Eui Hong**, Yongin-si (KR)  
(73) Assignee: **SAMSUNG ELECTRONICS CO., LTD.**,  
Suwon-si (KR)

(\*\*) Term: **15 Years**  
(21) Appl. No.: **29/544,544**  
(22) Filed: **Nov. 4, 2015**

(30) **Foreign Application Priority Data**  
May 8, 2015 (KR) ..... 30-2015-0023644  
(51) **LOC (10) Cl.** ..... **14-03**  
(52) **U.S. Cl.**  
USPC ..... **D14/248**; D14/384  
(58) **Field of Classification Search**  
USPC ..... D14/138 G, 138 AD, 138 C, 138 AC,  
D14/138 R, 138 AA, 203.7, 203.3, 203.1,  
D14/248, 250, 341, 496, 204, 209, 209.1,  
D14/210, 211, 212, 123, 215, 216, 219,  
D14/221, 137, 384, 389; D16/200, 217;  
D10/123, 124, 125; D23/213  
CPC .... G06F 1/1626; G06F 1/1652; H04M 1/027;  
H04M 1/0202; H04M 1/0279; H04M  
1/0235; H04M 1/0237; H04M 1/0239;  
H04M 1/0266; H04M 1/0268; H04M  
1/029; H05K 5/0217  
See application file for complete search history.

(56) **References Cited**  
U.S. PATENT DOCUMENTS  
D68,863 S \* 11/1925 La Rue ..... D14/215  
2,552,236 A \* 5/1951 Trane ..... F24F 13/062  
416/236 R  
D186,669 S \* 11/1959 Richards et al. .... D14/212

D197,716 S \* 3/1964 Boldt et al. .... D14/216  
D232,440 S \* 8/1974 Yanagawa ..... D14/216  
D242,078 S \* 10/1976 Teller, Jr. et al. .... D14/195  
D251,664 S \* 4/1979 Dusanek ..... 381/191  
D252,260 S \* 7/1979 Day ..... D10/125  
D256,122 S \* 7/1980 Culbertson ..... D14/137  
D380,468 S \* 7/1997 Tyneski ..... D14/137  
D524,277 S \* 7/2006 Surtouc ..... D14/138 AA  
(Continued)

**OTHER PUBLICATIONS**

Microsoft Lumia 950 pictures, official photos, Nov. 2015, [online],  
[site visited Jan. 18, 2017]. Retrieved from <url:http://www.  
gsmarena.com/microsoft\_lumia\_950-pictures-7262.php>.\*

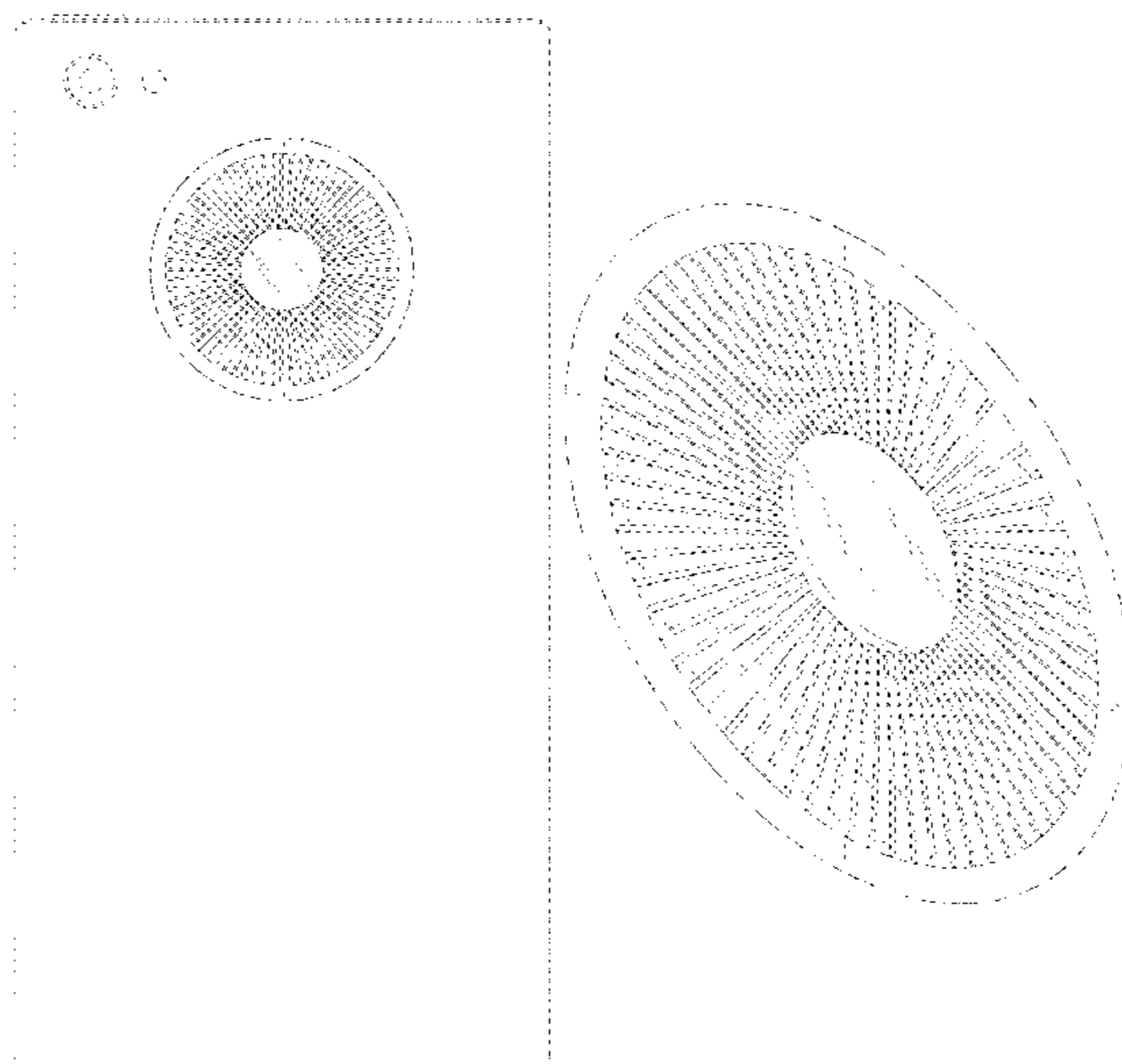
*Primary Examiner* — Jeffrey D Asch  
*Assistant Examiner* — Tracey J Bell  
(74) *Attorney, Agent, or Firm* — McAndrews Held &  
Malloy, Ltd.

(57) **CLAIM**  
The ornamental design for an electronic device, as shown  
and described.

**DESCRIPTION**

FIG. 1 is a rear perspective view of my new design for an  
electronic device;  
FIG. 2 is a rear elevation view thereof;  
FIG. 3 is a front elevation view thereof;  
FIG. 4 is a right-side elevation view thereof;  
FIG. 5 is a left-side elevation view thereof;  
FIG. 6 is a top plan view thereof;  
FIG. 7 is a bottom plan view thereof; and,  
FIG. 8 is an enlarged rear perspective view of a portion of  
FIG. 1.  
The even length dashed broken lines in the figures illustrate  
portions of the electronic device that form no part of the  
claimed design.  
The uneven length dot-dash lines in the figures represent a  
boundary line that forms no part of the claimed design.

**1 Claim, 6 Drawing Sheets**



(56)

**References Cited**

U.S. PATENT DOCUMENTS

D591,710 S \* 5/2009 Bai ..... D14/138 AD  
D593,059 S \* 5/2009 Kim ..... D14/138 G  
D636,751 S \* 4/2011 Lee ..... D14/138 AD  
D697,887 S \* 1/2014 Yin ..... D14/138 G  
D735,703 S \* 8/2015 Reivo ..... D14/248  
D749,058 S \* 2/2016 Sung ..... D14/216  
2005/0037814 A1\* 2/2005 Yasui ..... G06F 1/1616  
455/566  
2008/0094257 A1\* 4/2008 Takasaki ..... G06F 1/1626  
341/22  
2012/0154887 A1\* 6/2012 Kim ..... G02B 1/116  
359/230  
2015/0185771 A1\* 7/2015 Clark ..... H02K 7/1861  
320/137

\* cited by examiner

FIG. 1




FIG. 2

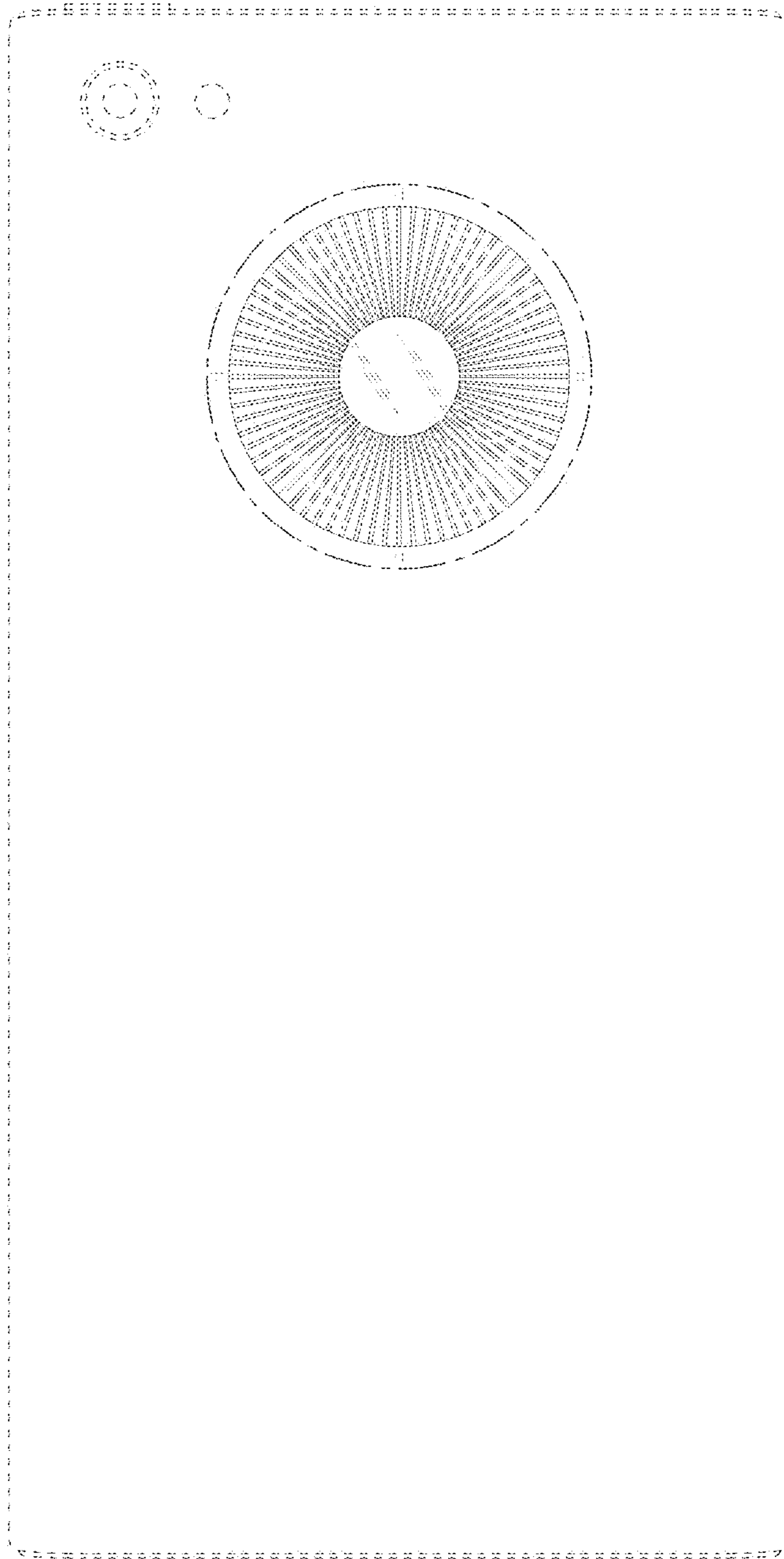


FIG. 3



FIG. 4




FIG. 5

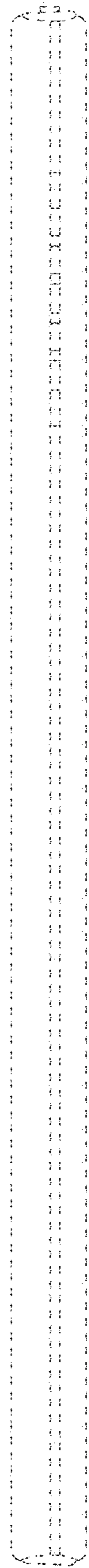


FIG. 6




FIG. 7




FIG. 8

