



US00D789916S

(12) **United States Design Patent**
Choi et al.

(10) **Patent No.:** **US D789,916 S**
(45) **Date of Patent:** **** Jun. 20, 2017**

(54) **STAND FOR TELEVISION RECEIVER**

D743,385 S * 11/2015 Ann D14/239
D744,970 S * 12/2015 Kim D14/126
D759,636 S * 6/2016 Lee D14/239

(71) Applicant: **Samsung Electronics Co., Ltd.**,
Suwon-si (KR)

FOREIGN PATENT DOCUMENTS

(72) Inventors: **Su-An Choi**, Seoul (KR); **Han-Sol Kwon**, Gwangmyeong (KR)

CN 200930222316.5 6/2010
CN 201330277040.7 11/2013
CN 201430227180.8 12/2014
KR 30-2013-0027725 3/2014

(73) Assignee: **Samsung Electronics Co., Ltd.**,
Suwon-si (KR)

* cited by examiner

(**) Term: **15 Years**

Primary Examiner — Randall Gholson

(21) Appl. No.: **29/569,039**

(74) *Attorney, Agent, or Firm* — NSIP Law

(22) Filed: **Jun. 23, 2016**

(30) **Foreign Application Priority Data**

Dec. 24, 2015 (KR) 30-2015-0066188

(51) **LOC (10) Cl.** **14-03**

(52) **U.S. Cl.**
USPC **D14/239**

(58) **Field of Classification Search**
USPC D14/125–134, 239, 371, 136, 374–377,
D14/440, 450, 448, 336, 342, 159;
312/7.2; 348/836, 838, 180, 184, 325,
348/739; 248/917–924, 465; 345/104,
345/133, 156, 168, 87, 173; D21/329,
D21/515, 577, 622, 333, 433, 448, 452,
D21/450, 331, 505; D10/15, 26;
446/484, 175, 356; D6/477, 479, 300;
D24/185; D34/14
CPC ... G06F 1/1601; G06F 1/1643; H05K 5/0004;
H05K 5/0017; H05K 5/02; H05K 5/0217
See application file for complete search history.

(56) **References Cited**

U.S. PATENT DOCUMENTS

D716,776 S * 11/2014 Yoon D14/239
D723,527 S * 3/2015 Kim D14/239

(57) **CLAIM**

We claim the ornamental design for a stand for television receiver, as shown and described.

DESCRIPTION

FIG. 1 is a front perspective view of a stand for television receiver showing our new design;
FIG. 2 is a front view thereof;
FIG. 3 is a rear view thereof;
FIG. 4 is a left-side view thereof;
FIG. 5 is a right-side view thereof;
FIG. 6 is a top view thereof;
FIG. 7 is a bottom view thereof;
FIG. 8 is a rear perspective view thereof; and,
FIG. 9 is another perspective view thereof in which a display screen is provided in broken lines to illustrate an example environment.

The broken lines in the figures depict environmental subject matter and form no part of the claimed design.

1 Claim, 8 Drawing Sheets

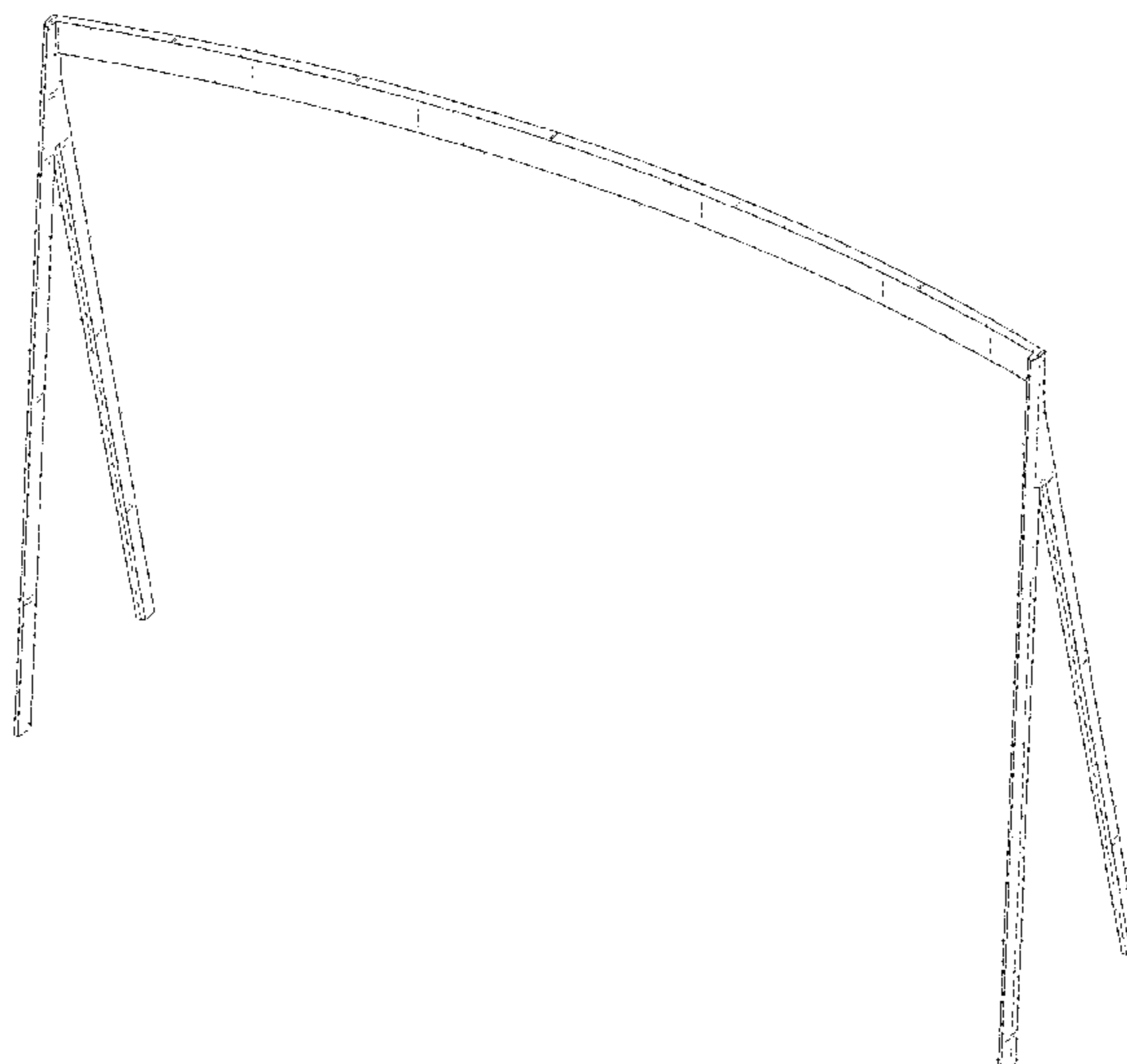


FIG. 1

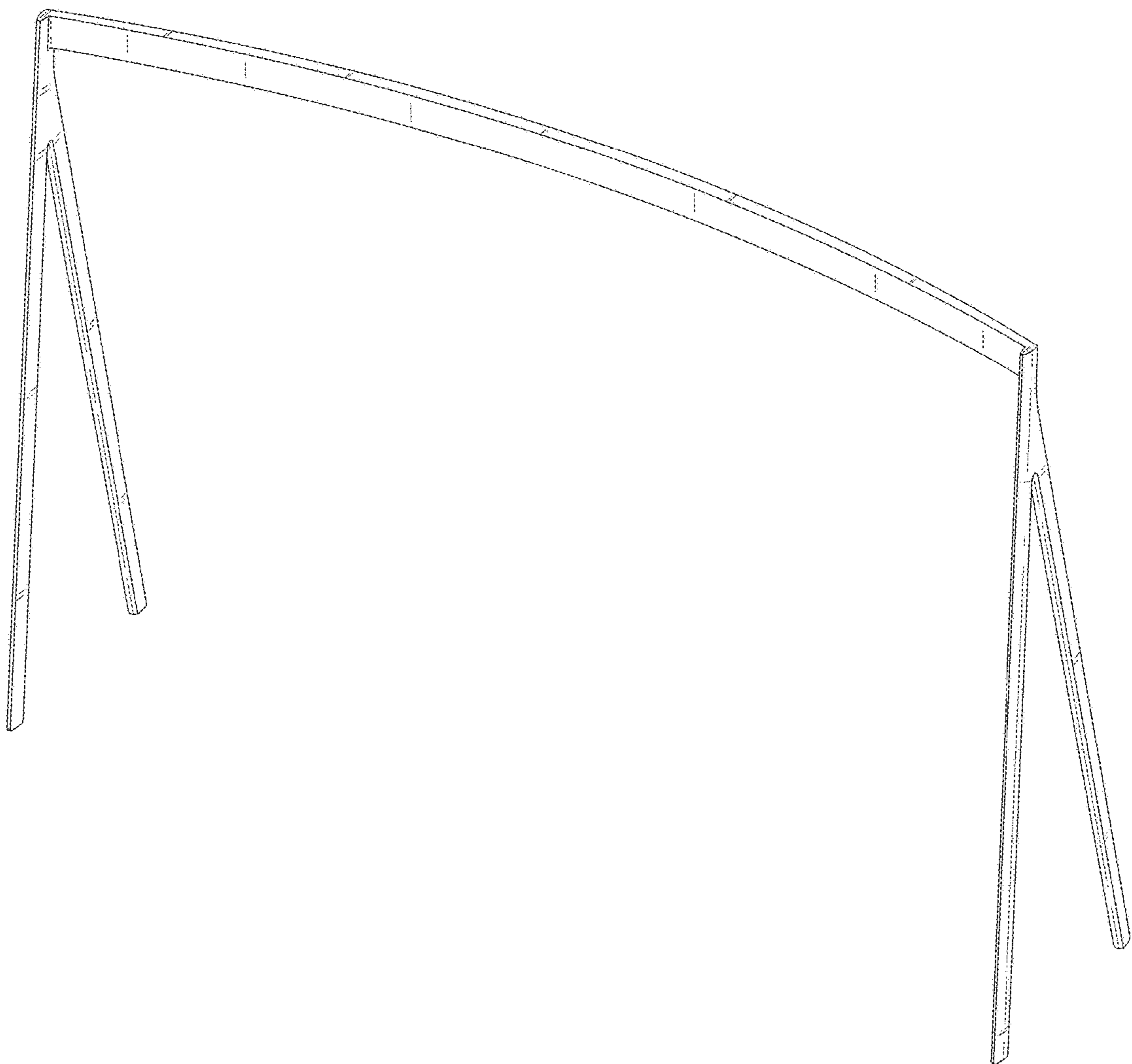


FIG. 2




FIG. 3




FIG. 4

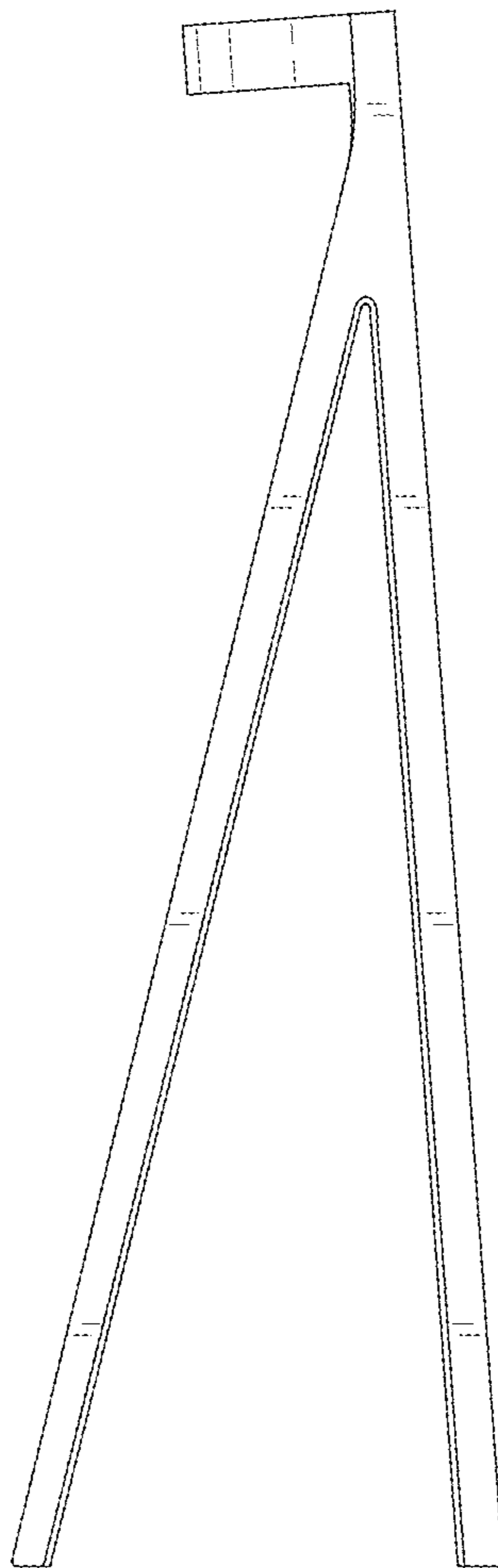


FIG. 5

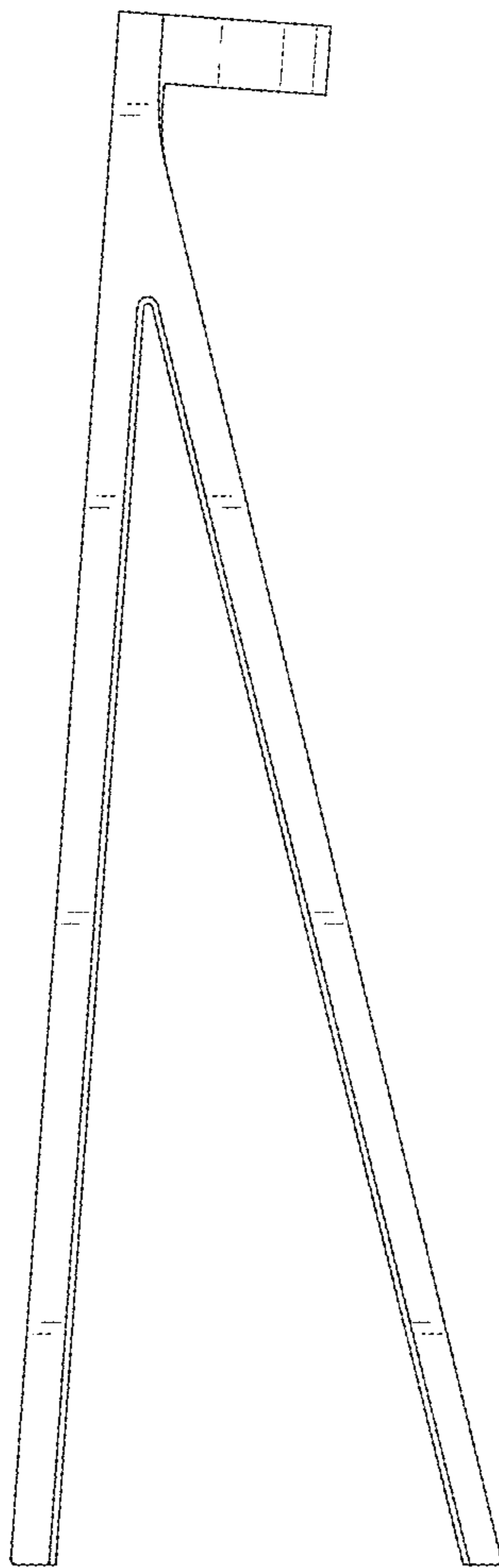


FIG. 6

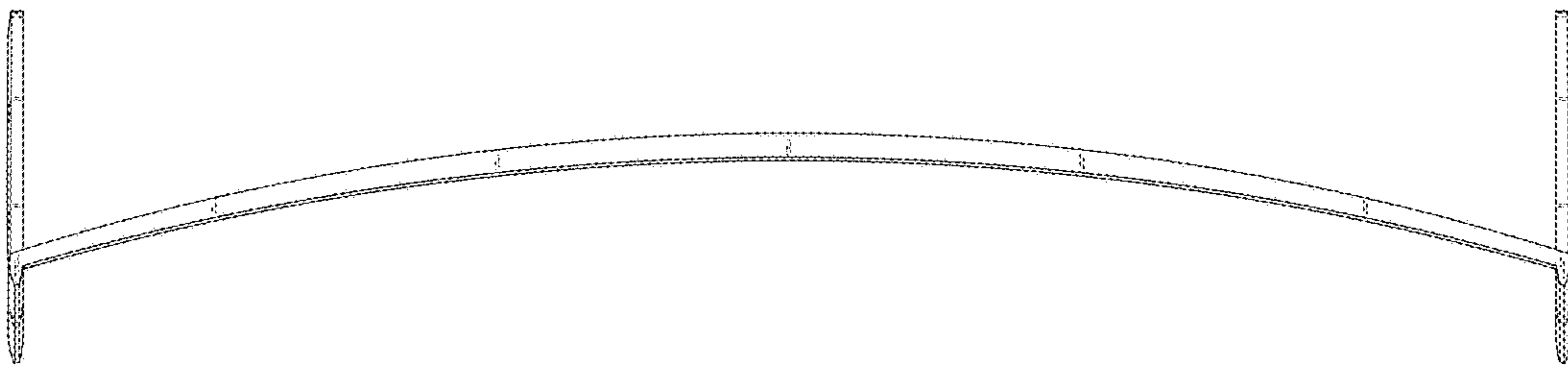


FIG. 7

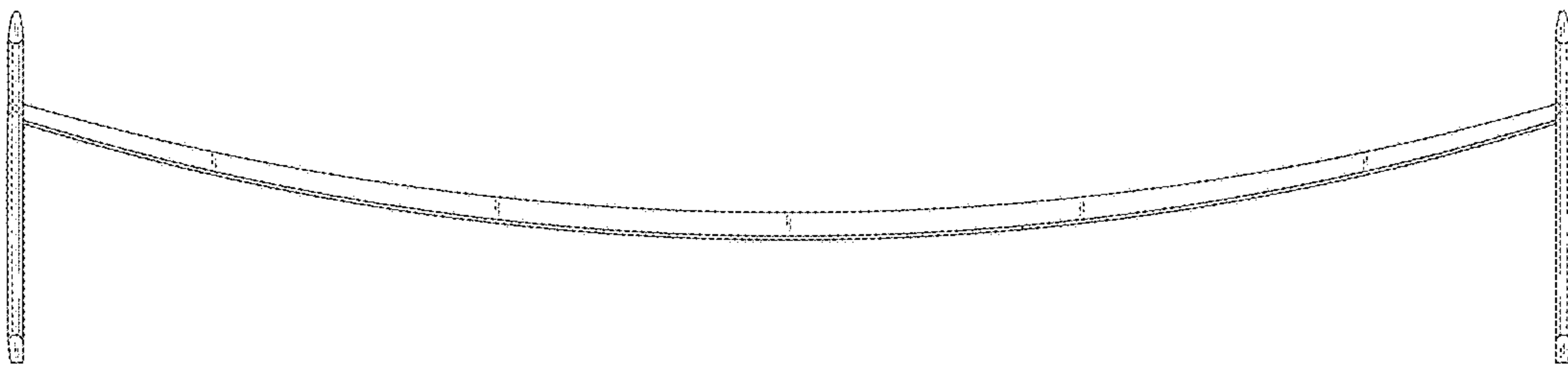


FIG. 8




FIG. 9

