



US00D789902S

(12) **United States Design Patent** (10) **Patent No.:** **US D789,902 S**
Park et al. (45) **Date of Patent:** **** Jun. 20, 2017**

(54) **MOBILE PHONE**
(71) Applicant: **LG ELECTRONICS INC.**, Seoul (KR)
(72) Inventors: **Soonhyun Park**, Seoul (KR); **Cheolwoong Shin**, Seoul (KR); **Hongsik Kim**, Seoul (KR); **Jinki Min**, Seoul (KR); **Seunghwan Song**, Seoul (KR); **Byunghyun Yi**, Seoul (KR); **Jiyoun Cha**, Seoul (KR)
(73) Assignee: **LG ELECTRONICS INC.**, Seoul (KR)
(**) Term: **15 Years**

D631,458 S * 1/2011 Liao D14/138 G
D636,752 S * 4/2011 Liao D14/138 G
D646,250 S * 10/2011 Han D14/138 G
D648,299 S * 11/2011 Kim D14/138 G
D664,517 S * 7/2012 Sutherland D14/138 G
D665,763 S * 8/2012 Tsai D14/138 G
D675,180 S * 1/2013 Zhang D14/138 G
D681,056 S * 4/2013 Akana D14/203.3
D682,803 S * 5/2013 Lee D14/138 G
D683,713 S * 6/2013 Hofer D14/138 G
D687,406 S * 8/2013 Xia D14/138 G
D695,736 S * 12/2013 Yu D14/341
D697,507 S * 1/2014 Yu D14/341
D706,739 S * 6/2014 Zhang D14/138 G
D712,384 S * 9/2014 Hibi D14/248
D717,260 S * 11/2014 Kang D14/137
D720,340 S * 12/2014 Kim D14/248

(Continued)

(21) Appl. No.: **29/534,394**
(22) Filed: **Jul. 28, 2015**
(30) **Foreign Application Priority Data**

Primary Examiner — Sheryl Lane
Assistant Examiner — Calvin E Vansant
(74) *Attorney, Agent, or Firm* — Birch, Stewart, Kolasch & Birch, LLP

Jan. 29, 2015 (KR) 30-2015-0004940

(51) **LOC (10) Cl.** **14-03**
(52) **U.S. Cl.**
USPC **D14/138 G**

(57) **CLAIM**

The ornamental design for a mobile phone, as shown and described.


(58) **Field of Classification Search**
USPC D14/138 G, 138 AD, 138 C, 138 AB, D14/138 AC, 138 R, 138 AA, 203.7, D14/203.3, 203.1, 248, 250, 341, 496
CPC G06F 1/1626; G06F 1/1652; H04M 1/027; H04M 1/0202; H04M 1/0279; H04M 1/0235; H04M 1/0237; H04M 1/0239; H04M 1/0266; H04M 1/0268; H04M 1/029; H05K 5/0217
See application file for complete search history.

DESCRIPTION

FIG. 1 is a perspective view of a mobile phone showing our new design;
FIG. 2 is a front view thereof;
FIG. 3 is a rear view thereof;
FIG. 4 is a left side view thereof where the right side view is a mirror image;
FIG. 5 is a top plan view thereof;
FIG. 6 is a bottom plan view thereof; and,
FIG. 7 is a rear perspective view thereof.
The broken lines depict portions of the mobile phone that form no part of the claimed design.

(56) **References Cited**
U.S. PATENT DOCUMENTS
D561,155 S * 2/2008 Kim D14/138 AD
D562,284 S * 2/2008 Kwon D14/138 AA

1 Claim, 6 Drawing Sheets



(56)

References Cited

U.S. PATENT DOCUMENTS

D720,713 S *	1/2015	Huang	D14/138 G
D721,343 S *	1/2015	Kim	D14/138 G
D726,139 S *	4/2015	Park	D14/138 R
D737,794 S *	9/2015	Lee	D14/138 G
D753,087 S *	4/2016	Cai	D14/138 AA
D762,628 S *	8/2016	Yoon	D14/248
D766,863 S *	9/2016	Huang	D14/138 G

* cited by examiner

FIG. 1

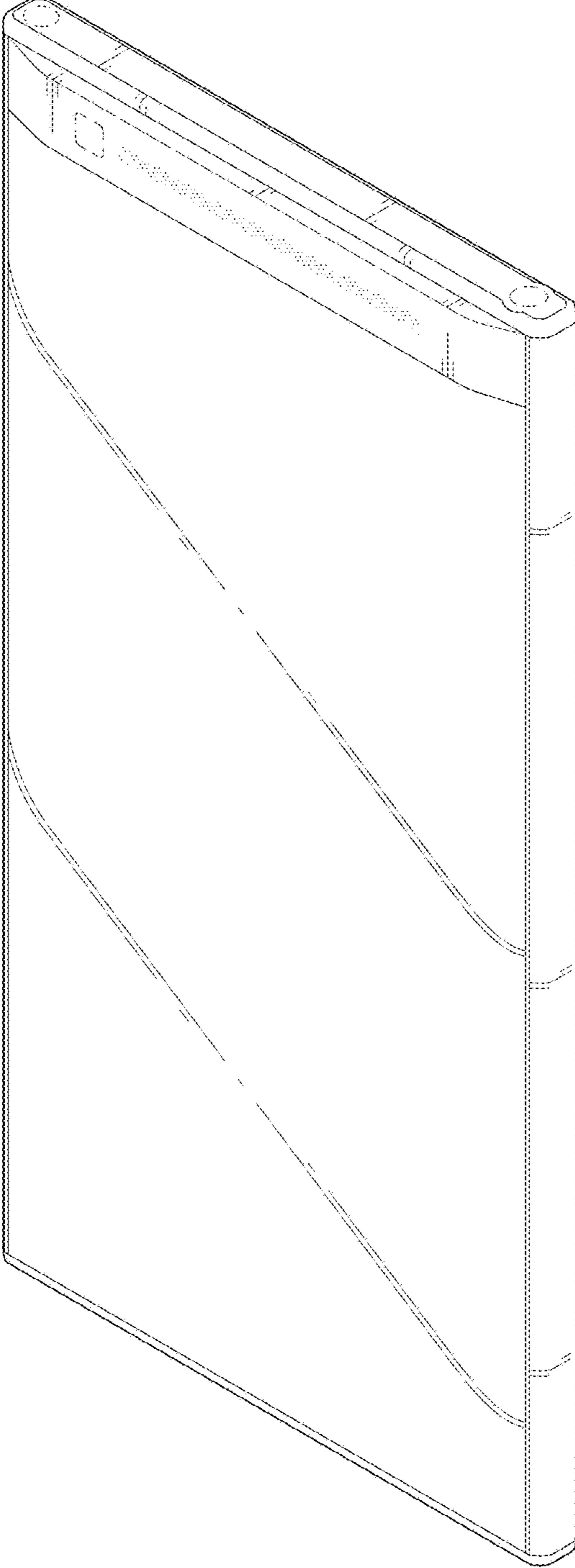


FIG. 2




FIG. 3

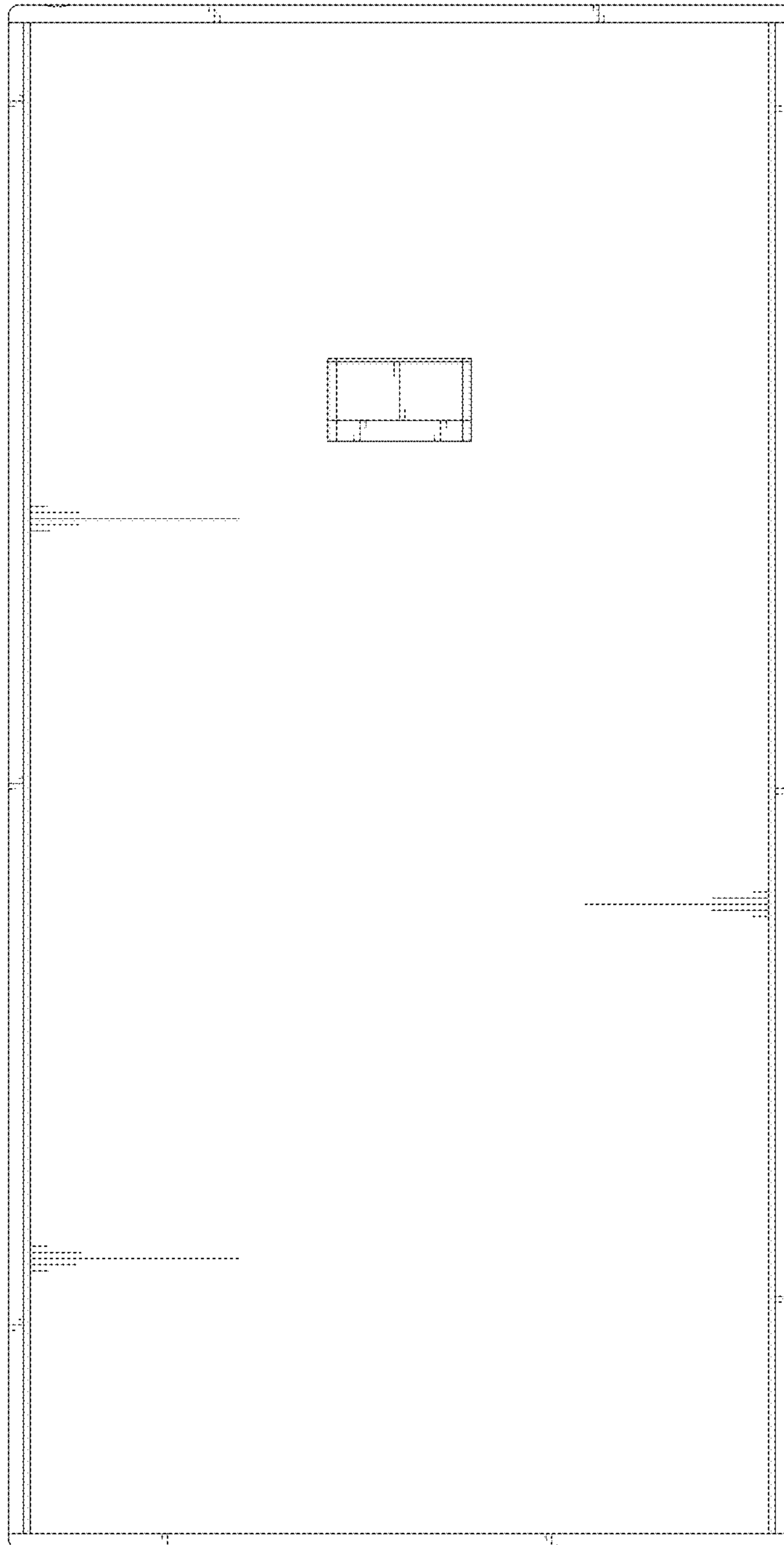


FIG. 4

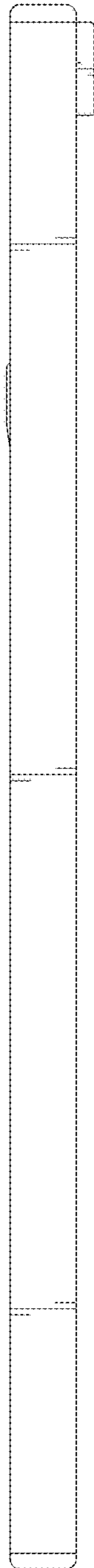


FIG. 5

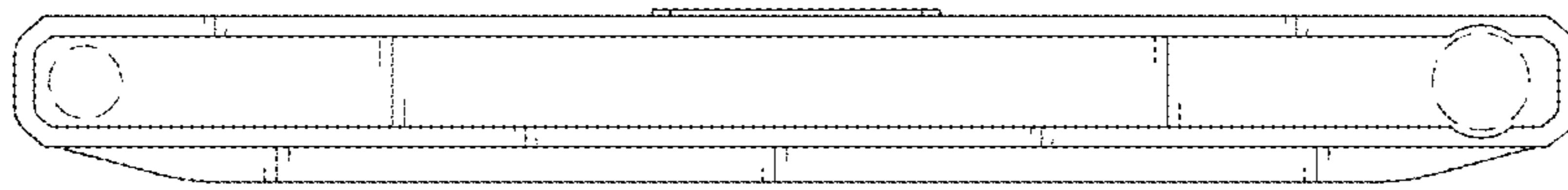


FIG. 6

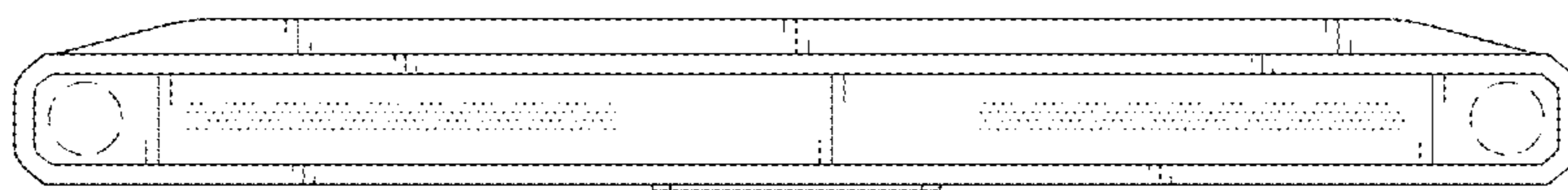


FIG. 7

