



US00D789900S

(12) **United States Design Patent**
Lee et al.

(10) **Patent No.:** **US D789,900 S**
(45) **Date of Patent:** **** Jun. 20, 2017**

(54) **TELEVISION**

FOREIGN PATENT DOCUMENTS

(71) Applicant: **Samsung Electronics Co., Ltd.**,
Suwon-si (KR)

KR 30-2008-0006632 8/2008
KR 30-2014-0041303 2/2015

(72) Inventors: **Hyungsun Lee**, Yongin-si (KR);
Daejoong Kim, Seoul (KR); **Jisoo Lim**,
Seoul (KR); **Jeosung Kim**,
Hwaseong-si (KR); **Sangyoung Lee**,
Anyang-si (KR); **Joonyoung Lee**, Seoul
(KR); **Heeseok Jeong**, Suwon-si (KR);
Kyuhyun Cho, Suwon-si (KR); **Shiyun**
Cho, Anyang-si (KR); **Younho Choi**,
Seoul (KR)

OTHER PUBLICATIONS

“Rollable Display Phone To Save Space In Your Pockets.” [2015]
www.futuristicnews.com Dec. 28, 2015 <[http://futuristicnews.com/
rollable-display-phone-to-save-space-in-your-pockets/](http://futuristicnews.com/rollable-display-phone-to-save-space-in-your-pockets/)>.

(73) Assignee: **Samsung Electronics Co., Ltd.**,
Suwon-si (KR)

Primary Examiner — Raphael Barkai
(74) *Attorney, Agent, or Firm* — NSIP Law

(**) Term: **15 Years**

(57) **CLAIM**

We claim the ornamental design for a television, as shown
and described.

(21) Appl. No.: **29/565,978**

DESCRIPTION

(22) Filed: **May 26, 2016**

(30) **Foreign Application Priority Data**

Nov. 27, 2015 (KR) 30-2015-0059961

(51) **LOC (10) Cl.** **14-03**

(52) **U.S. Cl.**
USPC **D14/126**

(58) **Field of Classification Search**
USPC D14/125–134, 239, 371, 136, 374–377,
D14/440, 450, 448, 336, 342, 159;
(Continued)

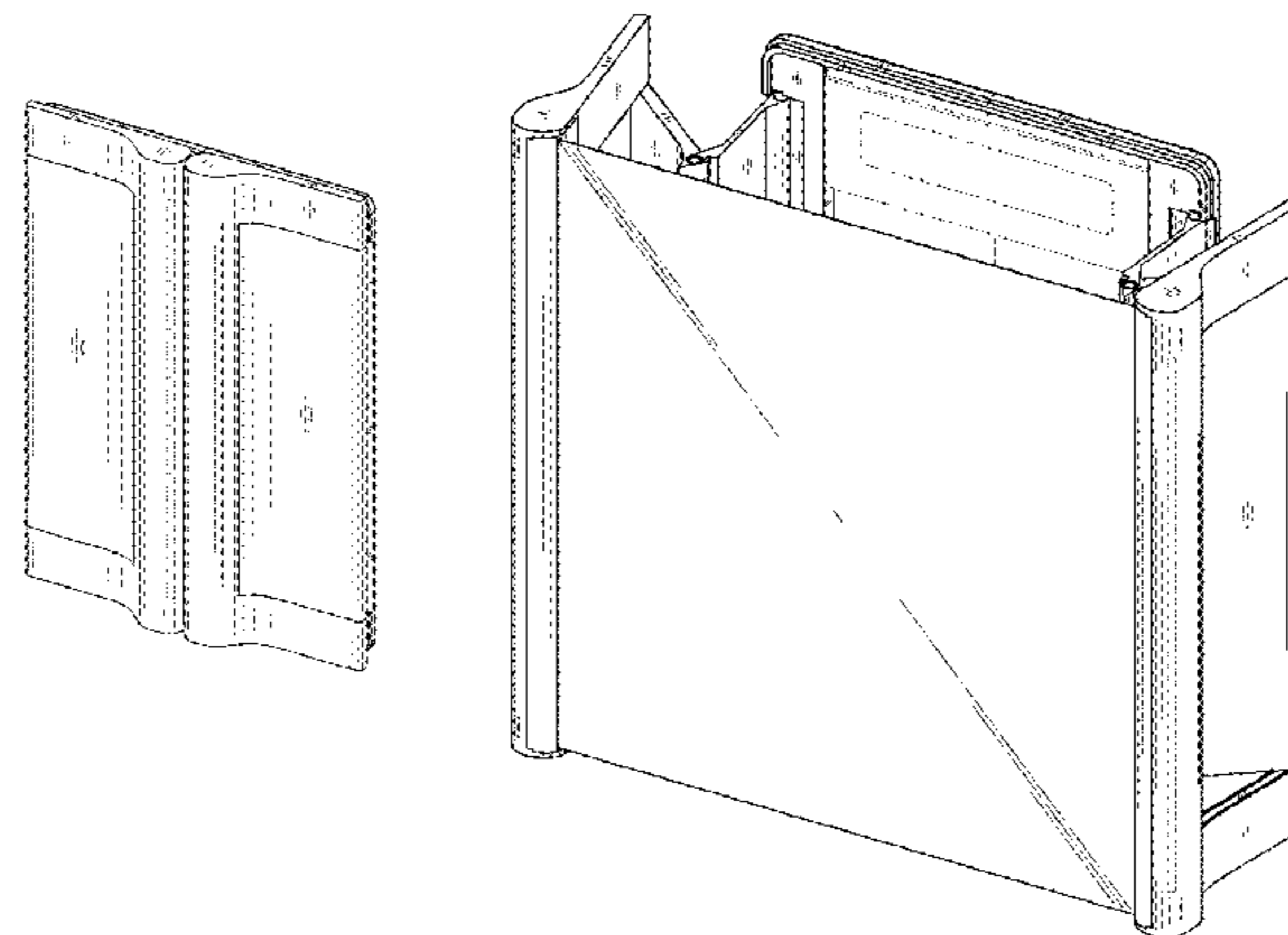
FIG. 1 is a front perspective view of a television showing our
new design;
FIG. 2 is a front view thereof;
FIG. 3 is a rear view thereof;
FIG. 4 is a left-side view thereof;
FIG. 5 is a right-side view thereof;
FIG. 6 is a top view thereof;
FIG. 7 is a bottom view thereof;
FIG. 8 is a front perspective view of the television in which
part of the display panel is unfolded;
FIG. 9 is a front view thereof;
FIG. 10 is a rear view thereof;
FIG. 11 is a left-side view thereof;
FIG. 12 is a right-side view thereof;
FIG. 13 is a top view thereof;
FIG. 14 is a bottom view thereof;
FIG. 15 is a front perspective view of the television in which
the entire display panel is unfolded;
FIG. 16 is a front view thereof;
FIG. 17 is a rear view thereof;
FIG. 18 is a left-side view thereof;
FIG. 19 is a right-side view thereof;
FIG. 20 is a top view thereof; and,
FIG. 21 is a bottom view thereof.

(56) **References Cited**

U.S. PATENT DOCUMENTS

D503,045 S * 3/2005 Hahn D6/300
D524,764 S * 7/2006 Inaba D14/126
(Continued)

(Continued)



The broken lines in the figures show portions of the television which form no part of the claimed design.

1 Claim, 21 Drawing Sheets

(58) Field of Classification Search

USPC 312/7.2; 348/836, 838, 180, 184, 325,
 348/739; 248/917-924, 465; 345/104,
 345/133, 156, 168, 87, 173; D21/329,
 D21/515, 577, 622, 333, 433, 448, 452,
 D21/450, 331, 505; D10/15, 26;
 446/484, 175, 356; D6/477, 479, 300;
 D20/10, 19, 39; D16/203, 241; 160/24
 CPC G06F 1/1601; G06F 1/1643; G06F 1/1652;
 G06F 1/1647; G06F 3/0412; H05K
 5/0004; H05K 5/0017; H05K 5/02; H05K
 5/0217; H04N 13/0459

See application file for complete search history.

(56) References Cited

U.S. PATENT DOCUMENTS

7,463,238 B2 * 12/2008 Funkhouser G06F 1/1601
 345/107
 D607,034 S * 12/2009 Adams D16/241

D614,225 S * 4/2010 Adams D16/241
 D616,034 S * 5/2010 Carlsson D20/43
 D709,468 S * 7/2014 Seo D14/126
 D713,808 S * 9/2014 Ryu D14/126
 D719,539 S * 12/2014 Ryu D14/126
 D738,339 S * 9/2015 Seo D14/126
 D738,340 S * 9/2015 Ryu D14/126
 D738,838 S * 9/2015 Seo D14/126
 9,189,028 B2 * 11/2015 Nakhimov G06F 1/1652
 D744,998 S * 12/2015 Ahn D14/341
 D758,330 S * 6/2016 Lee D14/126
 D766,857 S * 9/2016 Won D14/126
 D766,858 S * 9/2016 Lee D14/126
 D772,827 S * 11/2016 Lee D14/126
 D773,420 S * 12/2016 Kim D14/126
 2006/0279840 A1 * 12/2006 Yamauchi G03B 21/56
 359/461
 2007/0121209 A1 * 5/2007 Liang G03B 21/58
 359/461
 2008/0212271 A1 * 9/2008 Misawa G02F 1/133305
 361/679.01
 2014/0213324 A1 * 7/2014 Tan H04M 1/0268
 455/566
 2015/0029229 A1 * 1/2015 Voutsas G06F 1/1652
 345/661
 2015/0047796 A1 * 2/2015 Peng E06B 9/42
 160/323.1
 2015/0153777 A1 * 6/2015 Liu G06F 1/1652
 345/173

* cited by examiner

FIG. 1

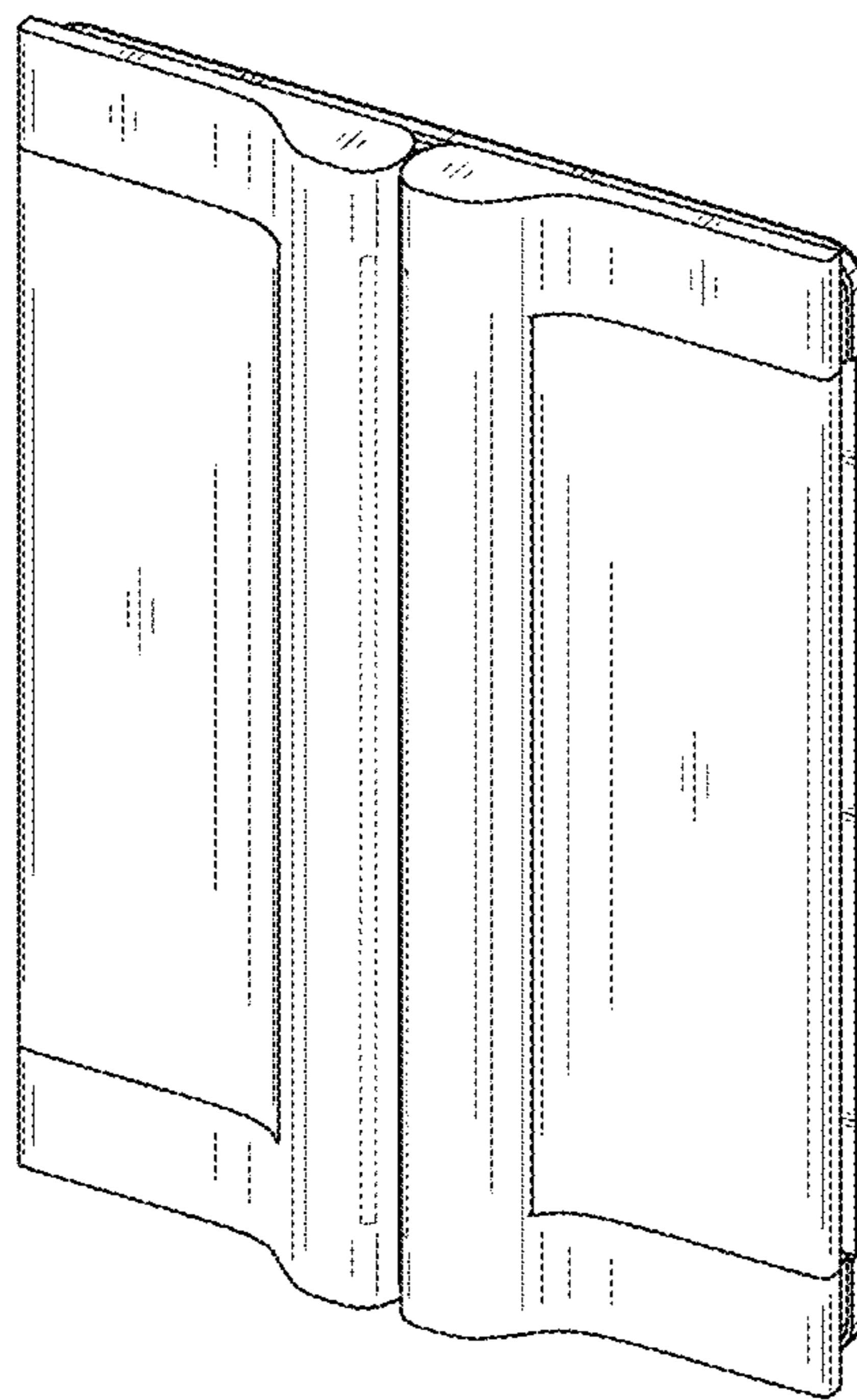


FIG. 2




FIG. 3

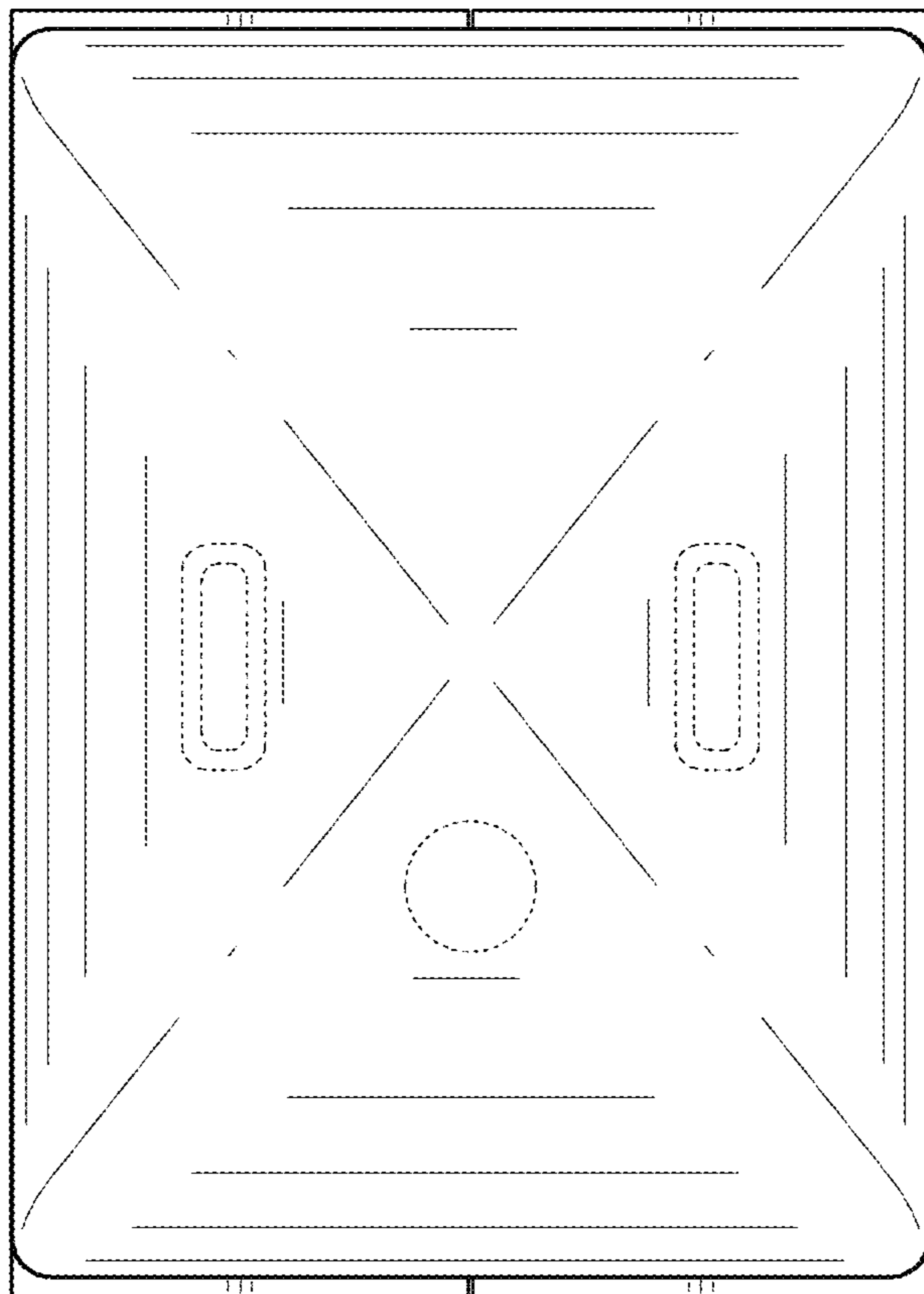


FIG. 4




FIG. 5




FIG. 6

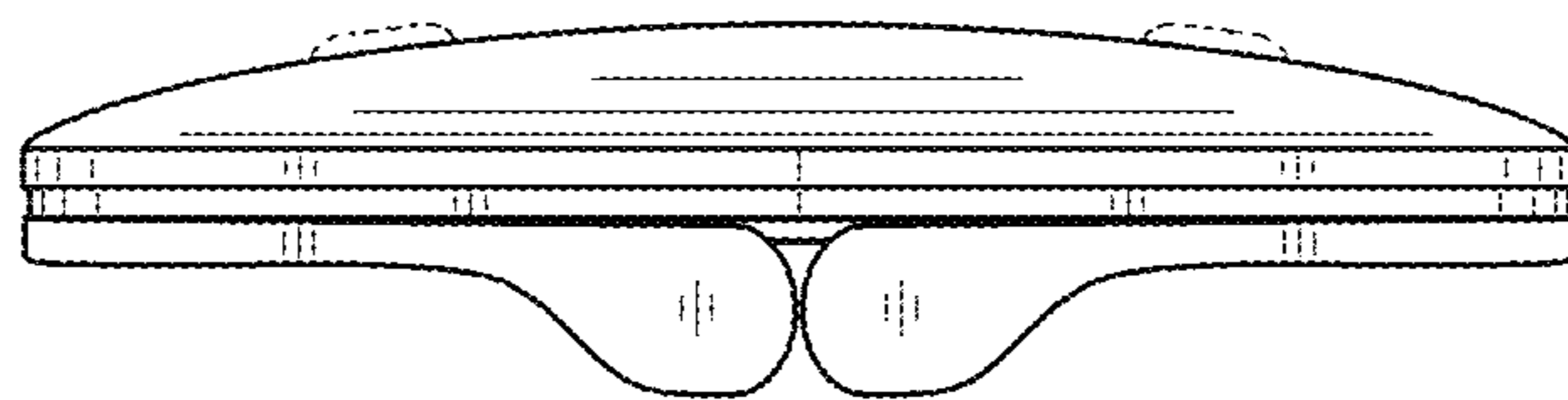


FIG. 7

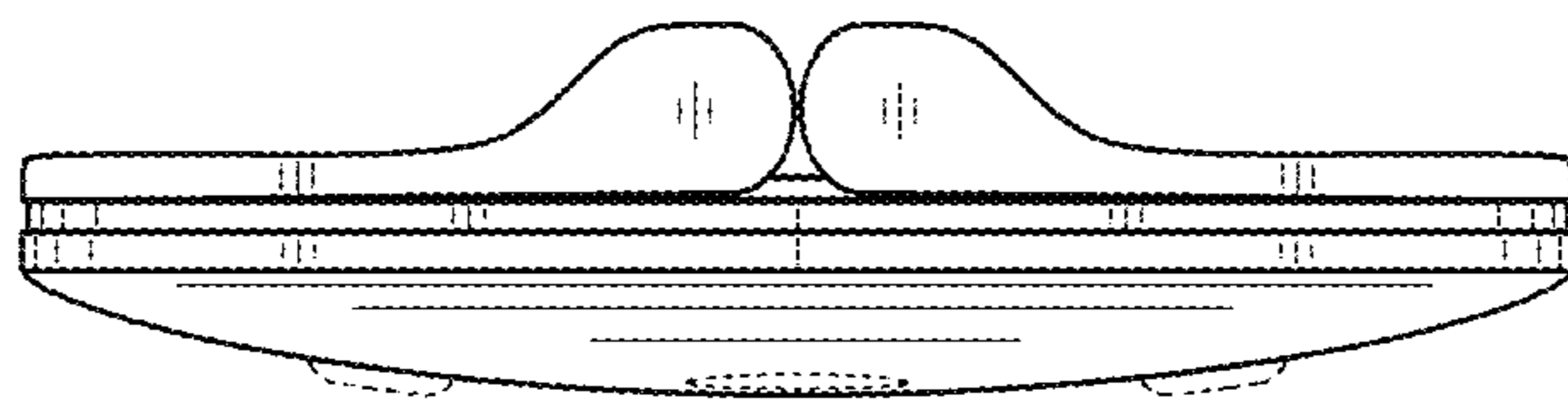


FIG. 8

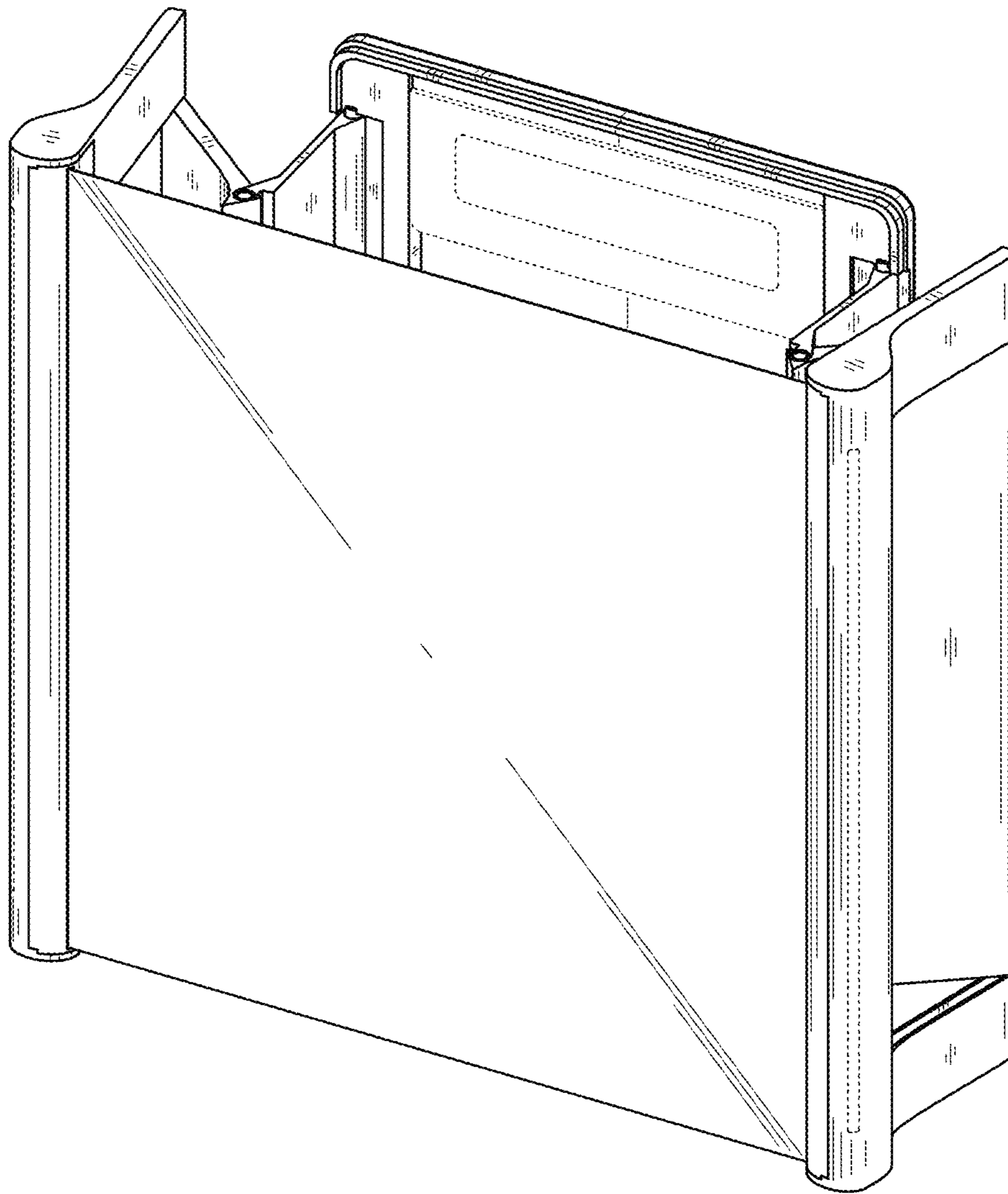


FIG. 9




FIG. 10

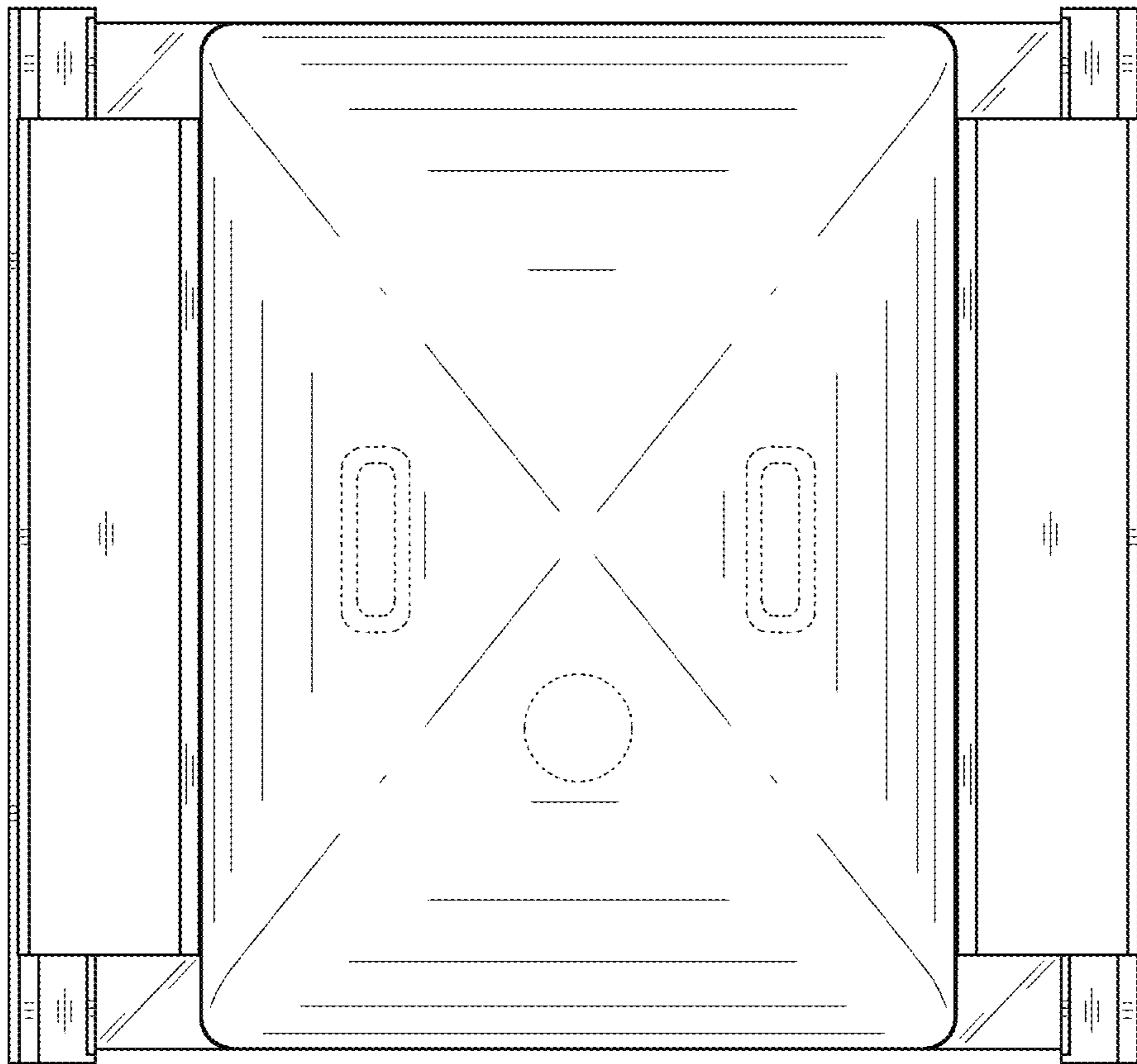


FIG. 11

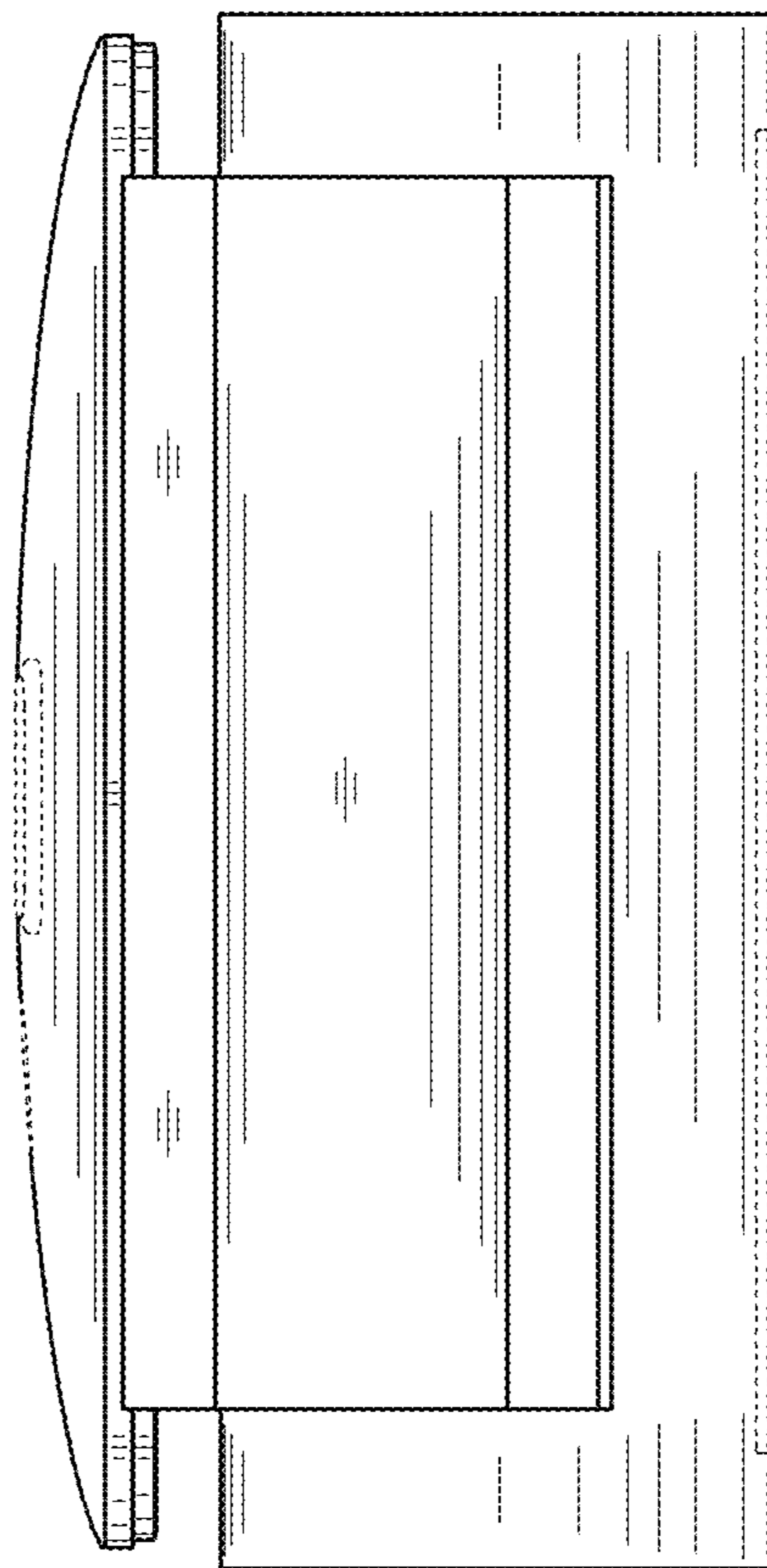


FIG. 12

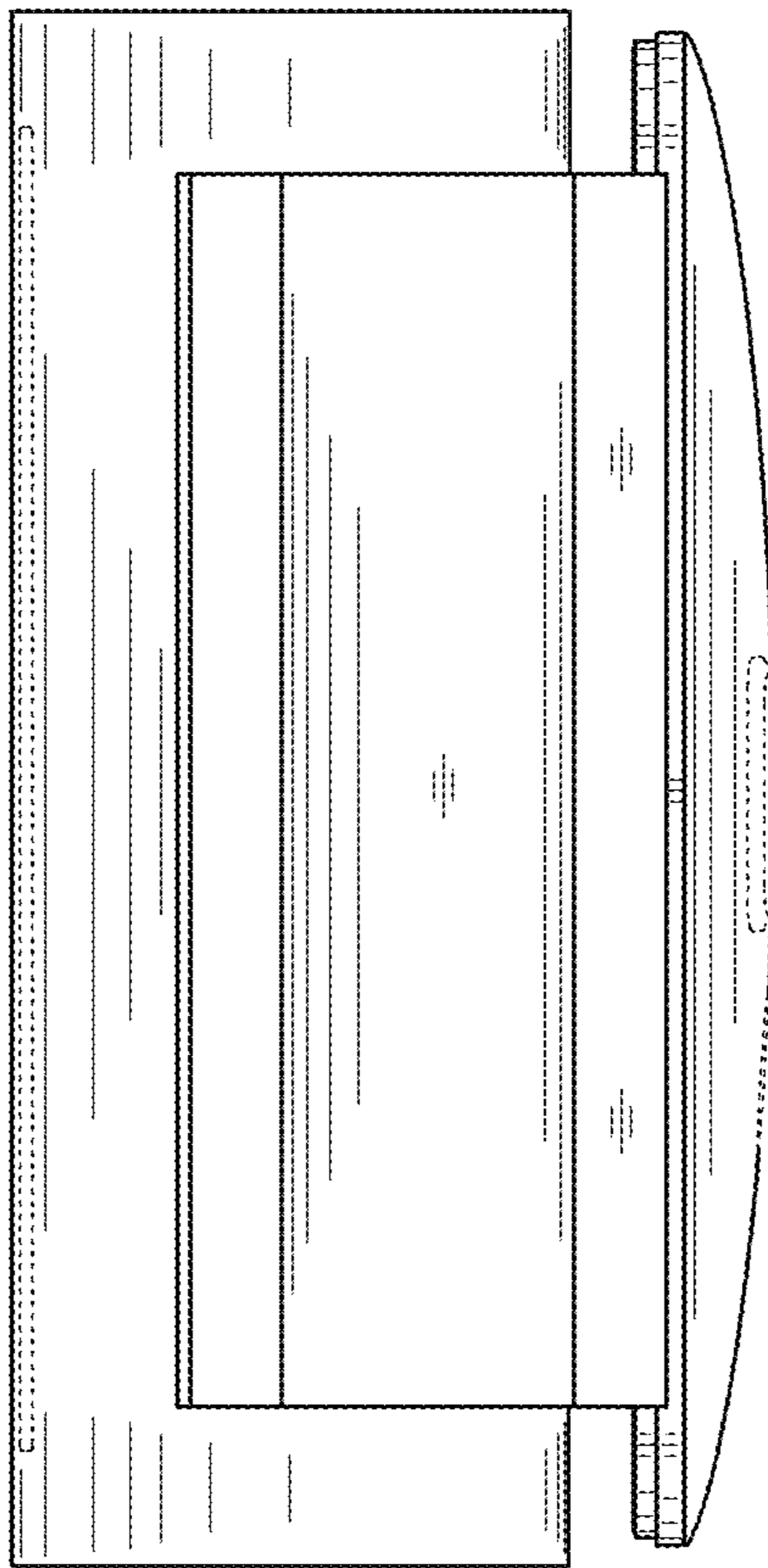


FIG. 13

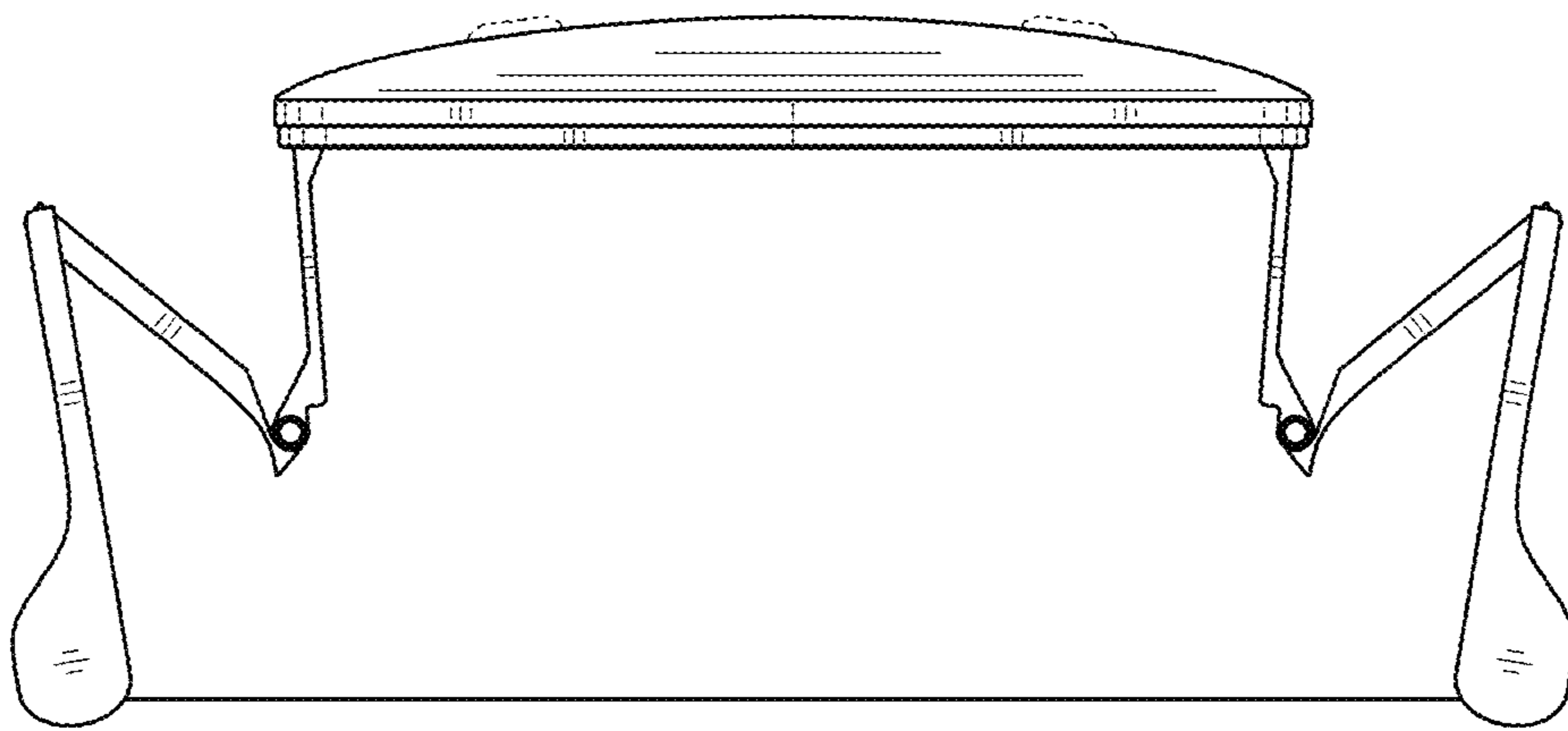


FIG. 14

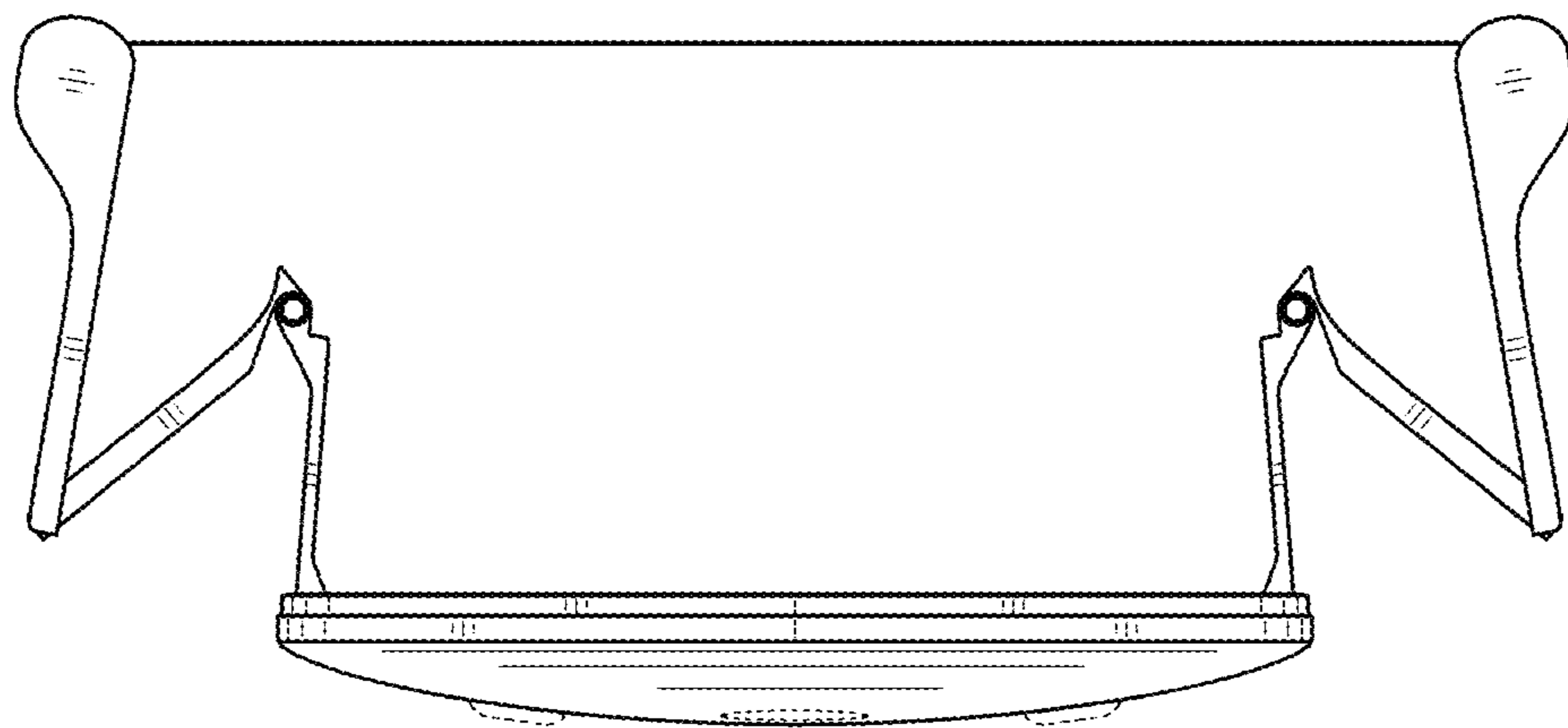


FIG. 15

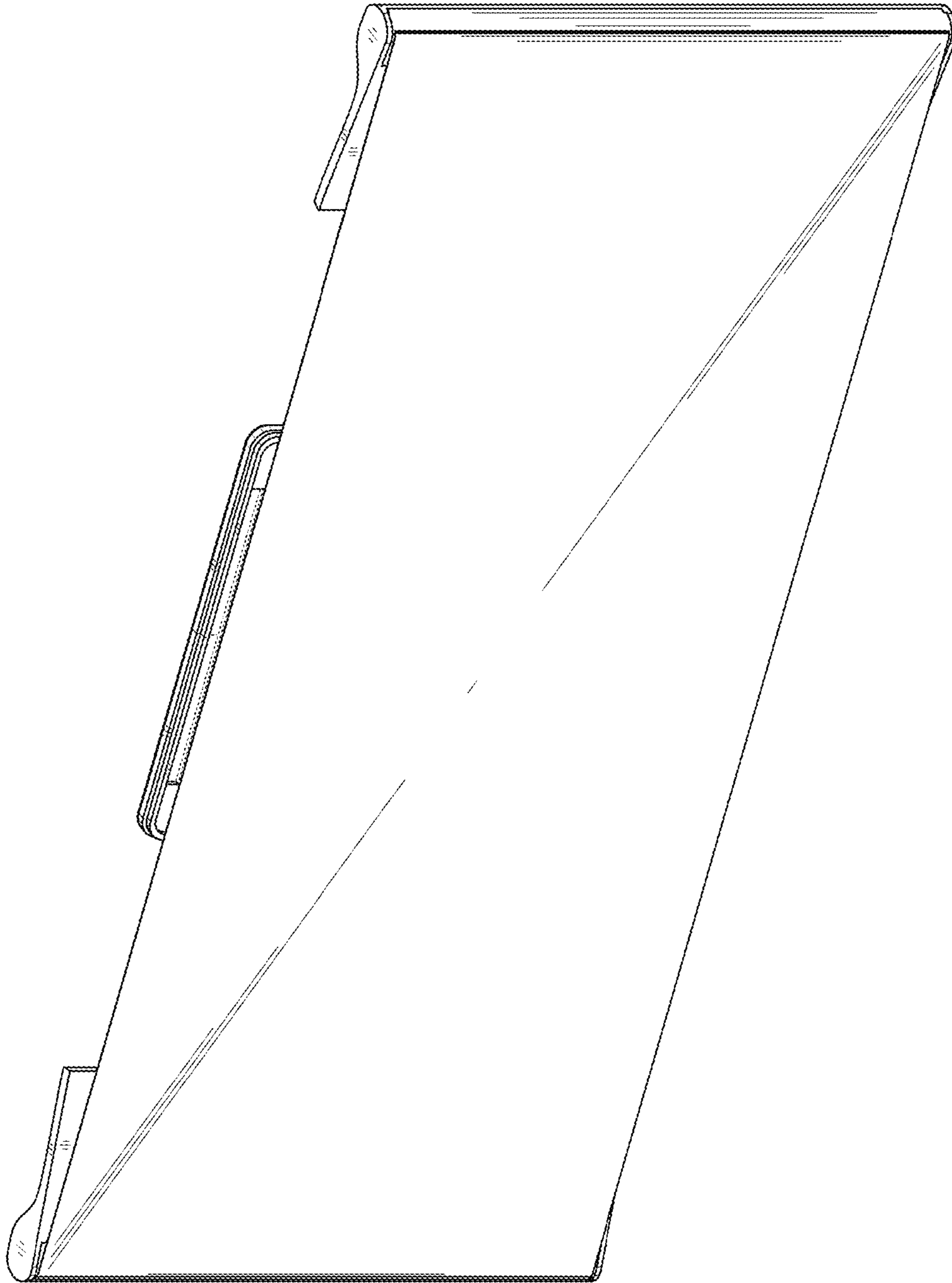


FIG. 16




FIG. 17

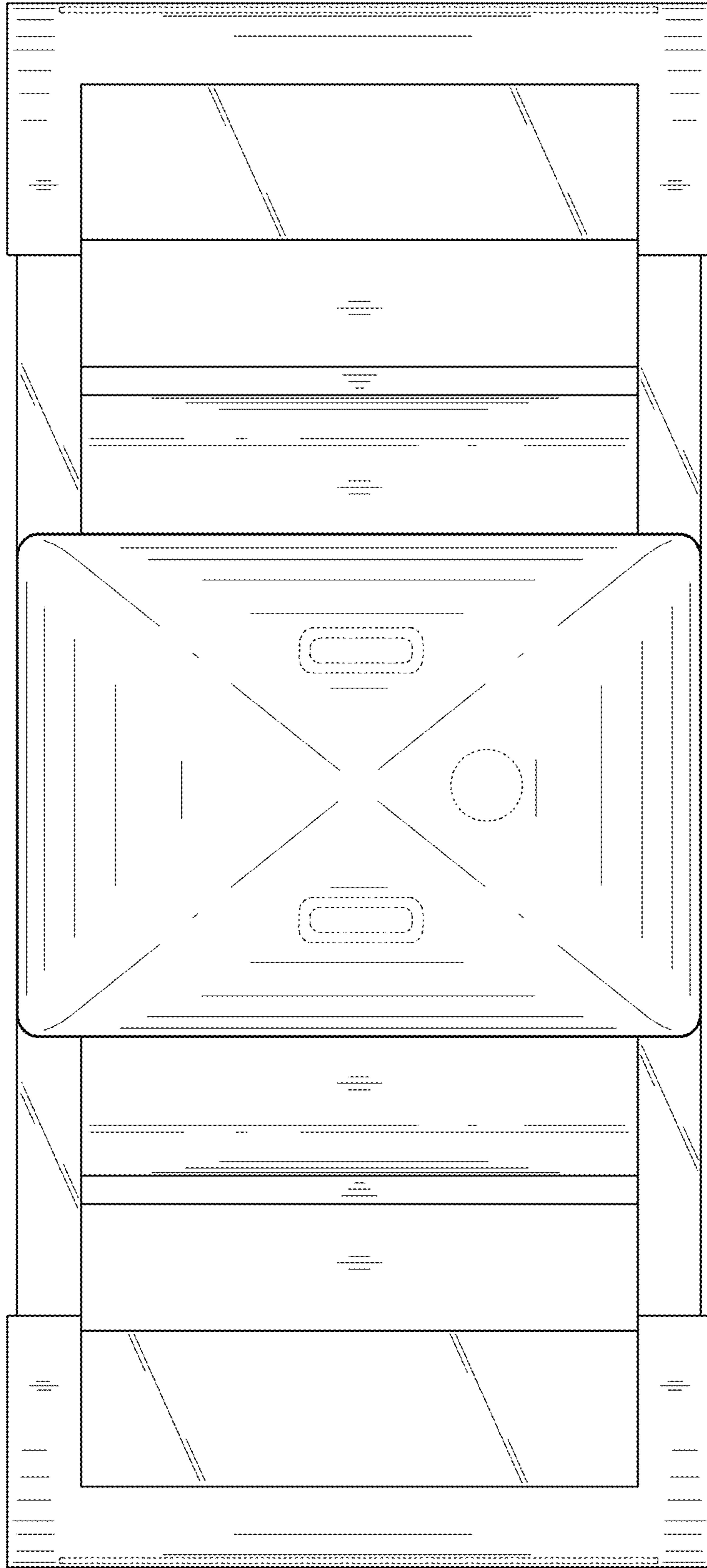


FIG. 18




FIG. 19




FIG. 20

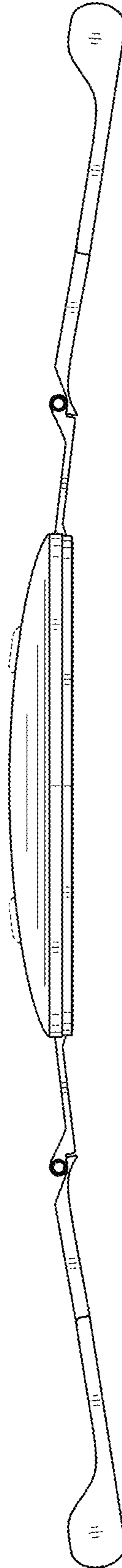


FIG. 21

