



US00D789867S

(12) **United States Design Patent** (10) **Patent No.:** **US D789,867 S**  
**Walpurgis et al.** (45) **Date of Patent:** **\*\* Jun. 20, 2017**

(54) **WATERCRAFT**

- (71) Applicant: **CAYAGO GmbH**, Kitzbühel (AT)
- (72) Inventors: **Hans-Peter Walpurgis**, Ellmau (AT);  
**Oliver Schweizer**, Stuttgart (DE)
- (73) Assignee: **CAYAGO GmbH** (DE)
- (\*\*) Term: **15 Years**
- (21) Appl. No.: **29/554,750**
- (22) Filed: **Feb. 15, 2016**
- (30) **Foreign Application Priority Data**

Aug. 17, 2015 (EM) ..... 002756064

- (51) **LOC (10) Cl.** ..... **12-06**
- (52) **U.S. Cl.**  
USPC ..... **D12/308**
- (58) **Field of Classification Search**  
USPC ..... D12/300, 308, 317; D21/801, 810  
CPC ..... B63C 11/00; B63C 11/34; B63C 11/46;  
B63C 2011/028; A63B 35/00; A63B  
35/08  
See application file for complete search history.

(56) **References Cited**

**U.S. PATENT DOCUMENTS**

D242,615 S *	12/1976	Henning	.....	D12/308
D323,808 S *	2/1992	DeSantis	.....	D12/300
5,158,034 A *	10/1992	Hsu	.....	B63C 11/46 114/315
5,704,817 A *	1/1998	Vaughn	.....	B63H 11/117 114/242
D471,506 S *	3/2003	Mah	.....	D12/308
D507,776 S *	7/2005	Mah	.....	D12/308
D518,768 S *	4/2006	Mah	.....	D12/317
D549,636 S *	8/2007	Dial	.....	D12/300
2015/0353175 A1 *	12/2015	Walpurgis	.....	A63B 35/12 114/315

**OTHER PUBLICATIONS**

- European Union Intellectual Property Office (EUIPO) Design No. 002077206-0001, published Sep. 10, 2012, 3 pages.
- European Union Intellectual Property Office (EUIPO) Design No. 002077206-0002, published Sep. 10, 2012, 3 pages.
- European Union Intellectual Property Office (EUIPO) Design No. 002077206-0003, published Sep. 10, 2012, 3 pages.
- European Union Intellectual Property Office (EUIPO) Design No. 002077206-0004, published Sep. 10, 2012, 3 pages.

\* cited by examiner

*Primary Examiner* — Cynthia M Chin

(74) *Attorney, Agent, or Firm* — Lucian Wayne Beavers;  
Patterson Intellectual Property Law, PC


(57) **CLAIM**

What is claimed is the ornamental design for a watercraft, as shown and described.


**DESCRIPTION**

- FIG. 1 is an upper left front perspective view of the watercraft.
- FIG. 2 is an upper left rear perspective view of the watercraft of FIG. 1.
- FIG. 3 is a lower left front perspective view of the watercraft of FIG. 1.
- FIG. 4 is a lower left rear perspective view of the watercraft of FIG. 1.
- FIG. 5 is a top view of the watercraft of FIG. 1.
- FIG. 6 is a left side view of the watercraft of FIG. 1, the right side being a mirror image thereof.
- FIG. 7 is a bottom view of the watercraft of FIG. 1.
- FIG. 8 is a rear view of the watercraft of FIG. 1; and,
- FIG. 9 is a front view of the watercraft of FIG. 1.


**1 Claim, 4 Drawing Sheets**








*FIG. 1*




*FIG. 2*






*FIG. 3*




*FIG. 4*






*FIG. 5*




*FIG. 6*




*FIG. 7*





*FIG. 8*



*FIG. 9*