



US00D789860S

(12) **United States Design Patent**  
**Lee et al.**

(10) **Patent No.:** **US D789,860 S**

(45) **Date of Patent:** **\*\* Jun. 20, 2017**

- (54) **VEHICLE WHEEL FACE**
- (71) Applicant: **Tesla Motors, Inc.**, Palo Alto, CA (US)
- (72) Inventors: **Bernard Lee**, Aliso Viejo, CA (US);  
**David T Imai**, Los Angeles, CA (US);  
**Franz Von Holzhausen**, Malibu, CA (US)
- (73) Assignee: **Tesla, Inc.**, Palo Alto, CA (US)
- (\*\*) Term: **15 Years**
- (21) Appl. No.: **29/559,698**

- (22) Filed: **Mar. 30, 2016**
- (51) **LOC (10) Cl.** ..... **12-16**
- (52) **U.S. Cl.**  
USPC ..... **D12/209**
- (58) **Field of Classification Search**  
USPC ..... D12/204-213  
CPC .... B60B 7/00; B60B 7/02; B60B 7/04; B60B 7/01; B60B 7/06; B60B 3/02; B60B 3/04; B60B 3/06; B60B 3/10; B60B 1/00; B60B 1/08; B60B 1/10; B60B 1/12  
See application file for complete search history.

(56) **References Cited**

**U.S. PATENT DOCUMENTS**

D669,833 S	*	10/2012	Pollmann	.....	D12/209
D671,475 S	*	11/2012	Juergens	.....	D12/209
D671,479 S	*	11/2012	Gonser	.....	D12/209
D682,761 S	*	5/2013	Pollmann	.....	D12/209

D683,681 S	*	6/2013	Juergens	.....	D12/209
D685,709 S	*	7/2013	Hanaoka	.....	D12/209
D695,187 S	*	12/2013	Mielke	.....	D12/209
D695,188 S	*	12/2013	Chinavare	.....	D12/209
D695,668 S	*	12/2013	Juergens	.....	D12/209
D709,427 S	*	7/2014	Clottu	.....	D12/209
D713,315 S	*	9/2014	Juergens	.....	D12/209
D726,086 S	*	4/2015	Muntada Roura	.....	D12/209
D748,553 S	*	2/2016	Miyazawa	.....	D12/209
D754,047 S	*	4/2016	Frascella	.....	D12/209
D762,543 S	*	8/2016	Hara	.....	D12/209
D763,157 S	*	8/2016	Kong	.....	D12/209
D764,999 S	*	8/2016	Song	.....	D12/209
D765,000 S	*	8/2016	Song	.....	D12/209

\* cited by examiner

*Primary Examiner* — Stacia Cadmus

(74) *Attorney, Agent, or Firm* — Garlick & Markison;  
Bruce E. Garlick

(57) **CLAIM**

The ornamental design for a vehicle wheel face, substantially as shown and described.

**DESCRIPTION**



FIG. 1 shows a front view of a vehicle wheel face, showing our new design.

FIG. 2 is a side view thereof; and,

FIG. 3 is a perspective view thereof.

The rear portion of the vehicle wheel is shown in a lighter gray scale representing environmental subject matter that forms no part of the claimed design.

**1 Claim, 3 Drawing Sheets**






FIG. 1




FIG. 2



FIG. 3