



US00D789855S

(12) **United States Design Patent**  
**Amante-Muniz**

(10) **Patent No.:** **US D789,855 S**

(45) **Date of Patent:** **\*\* Jun. 20, 2017**

(54) **VEHICLE VISOR**

(71) Applicant: **Maria Grace Amante-Muniz**,  
Pasadena, CA (US)

(72) Inventor: **Maria Grace Amante-Muniz**,  
Pasadena, CA (US)

(\*\*) Term: **14 Years**

(21) Appl. No.: **29/521,751**

(22) Filed: **Mar. 26, 2015**

(51) **LOC (10) Cl.** ..... **12-16**

(52) **U.S. Cl.**  
USPC ..... **D12/191**

(58) **Field of Classification Search**  
USPC ..... D12/191, 181, 183-185, 106, 417,  
D12/311-312

CPC ..... B60J 3/0208; B60J 3/02  
See application file for complete search history.

(56) **References Cited**

**U.S. PATENT DOCUMENTS**

4,280,730	A	7/1981	Turner	
4,323,275	A	4/1982	Lutz	
4,362,330	A	12/1982	Cramer	
4,988,139	A	1/1991	Yamada	
5,112,096	A	5/1992	Keenan	
5,150,258	A	9/1992	Schmidt et al.	
D334,551	S	4/1993	Andres	
5,445,427	A	8/1995	Vandagriff	
5,472,255	A	12/1995	Moore	
D367,458	S	2/1996	Ziemer, Sr. et al.	
5,613,724	A	3/1997	Alula	
5,662,371	A	9/1997	Gera et al.	
5,810,419	A	9/1998	Lam	
5,855,405	A	1/1999	Robles	
6,565,140	B2	5/2003	Wells	
D504,854	S *	5/2005	Hicks	D12/191
D524,206	S *	7/2006	Hohny	D12/191

D546,743	S *	7/2007	Wisco	D12/191
D558,655	S *	1/2008	Kawamata	D12/191
D681,526	S *	5/2013	Santos	D12/191
D683,290	S *	5/2013	Sanchez	D12/191
D740,190	S *	10/2015	Spencer	D12/191
D741,764	S *	10/2015	Levi	D12/191

(Continued)

**OTHER PUBLICATIONS**

Easy View XT website literature, "Stop blinding sun and dangerous glare with just a flip!"—copyright 2014, screen print Nov. 12, 2014.

(Continued)

*Primary Examiner* — Katrina A Betton

(74) *Attorney, Agent, or Firm* — Cook Alex Ltd.

(57) **CLAIM**

The ornamental design for a vehicle visor, as shown and described.

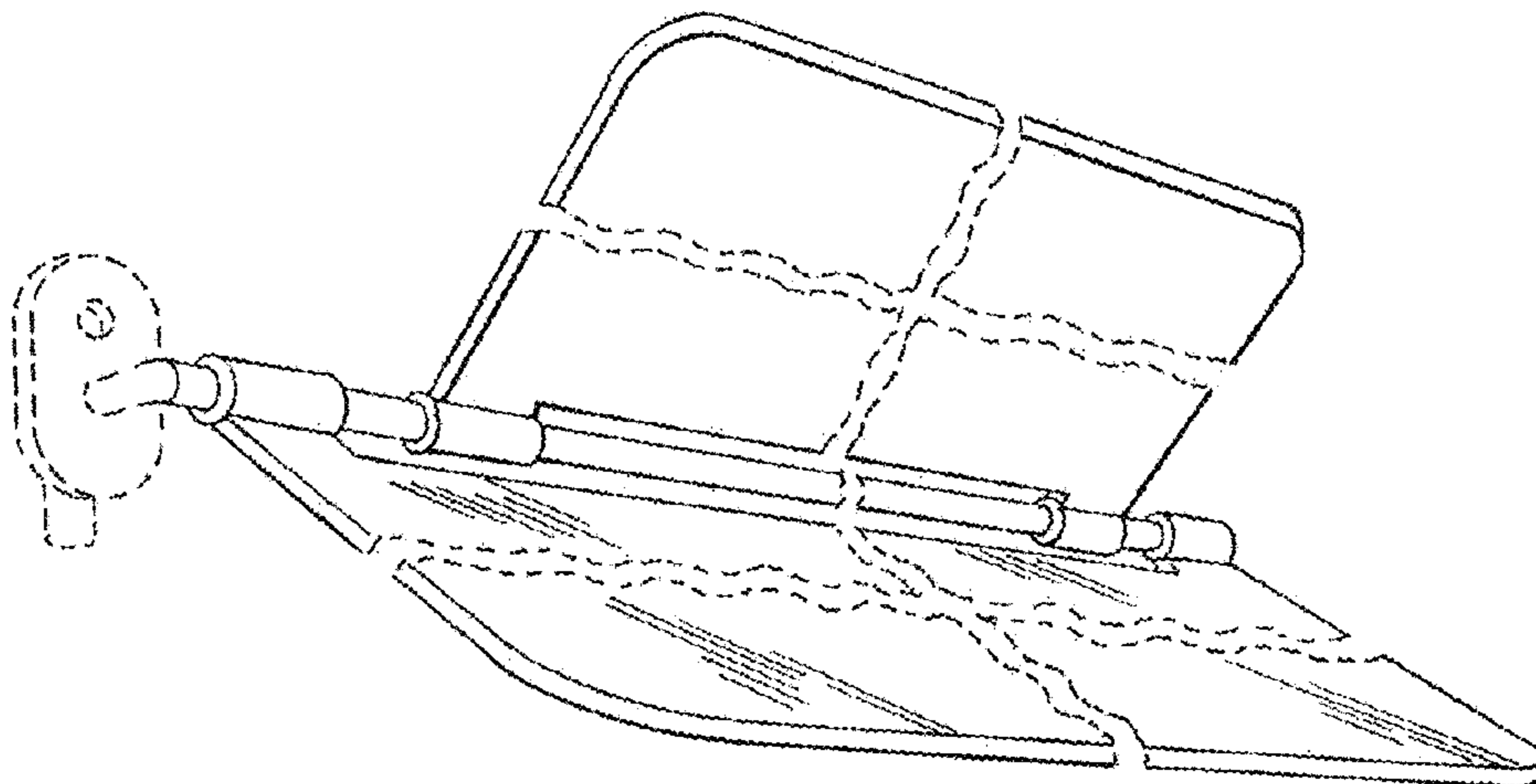
**DESCRIPTION**

FIG. 1 is a front perspective view of a vehicle visor first embodiment, showing the new design; FIG. 2 is a top perspective view thereof; FIG. 3 is an end view thereof; FIG. 4 is an end view thereof, opposite of FIG. 3; FIG. 5 is a first side elevational view thereof; FIG. 6 is a second side elevational view thereof, rotated 180° with respect to FIG. 5; FIG. 7 is a third side elevational view thereof; and, FIG. 8 is a fourth side elevational view thereof, rotated 180° with respect to FIG. 7.

The broken line showing of attachment brackets for the vehicle visor in all of the views is for the purpose of illustrating environmental structure and forms no part of the claimed design.

Each of the dash-dash wavy broken line pairs is for the purpose of illustrating that length and width of the vehicle visor form no part of the claimed design.

**1 Claim, 4 Drawing Sheets**



(56)

**References Cited**

U.S. PATENT DOCUMENTS

D762,539 S \* 8/2016 Marcus ..... D12/191  
2013/0001977 A1 1/2013 Marcus

OTHER PUBLICATIONS

2 in 1 Car Transparent Anti-glare Glass Car Sun Visor for Day &  
Night Driving, screen print of Nov. 12, 2014 from [www.e-prance.com](http://www.e-prance.com).

Screen print of Nov. 12, 2014 from [encrypted-tbn3.gstatic.com/images](http://encrypted-tbn3.gstatic.com/images).

\* cited by examiner

FIG. 1

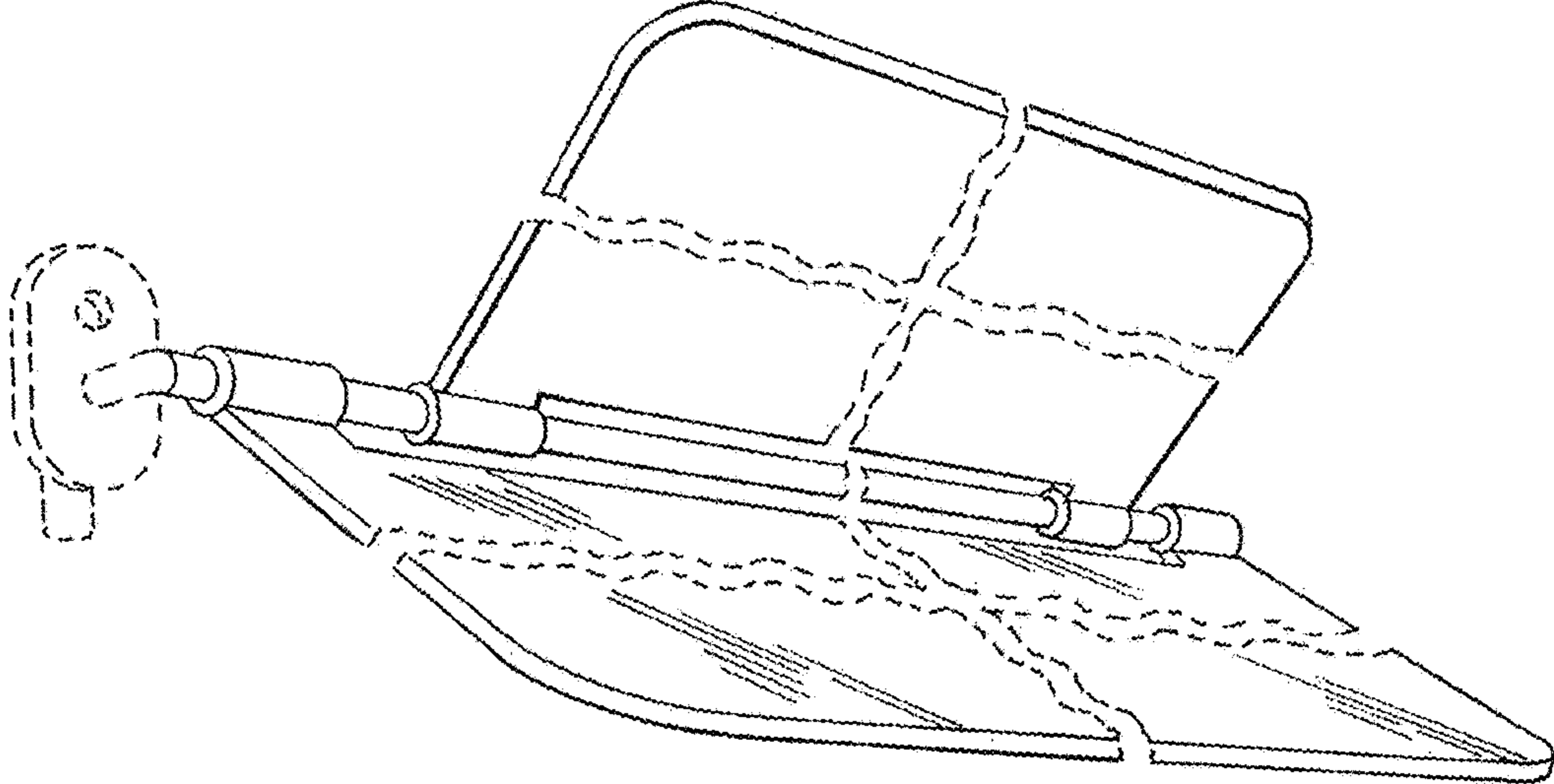


FIG. 2

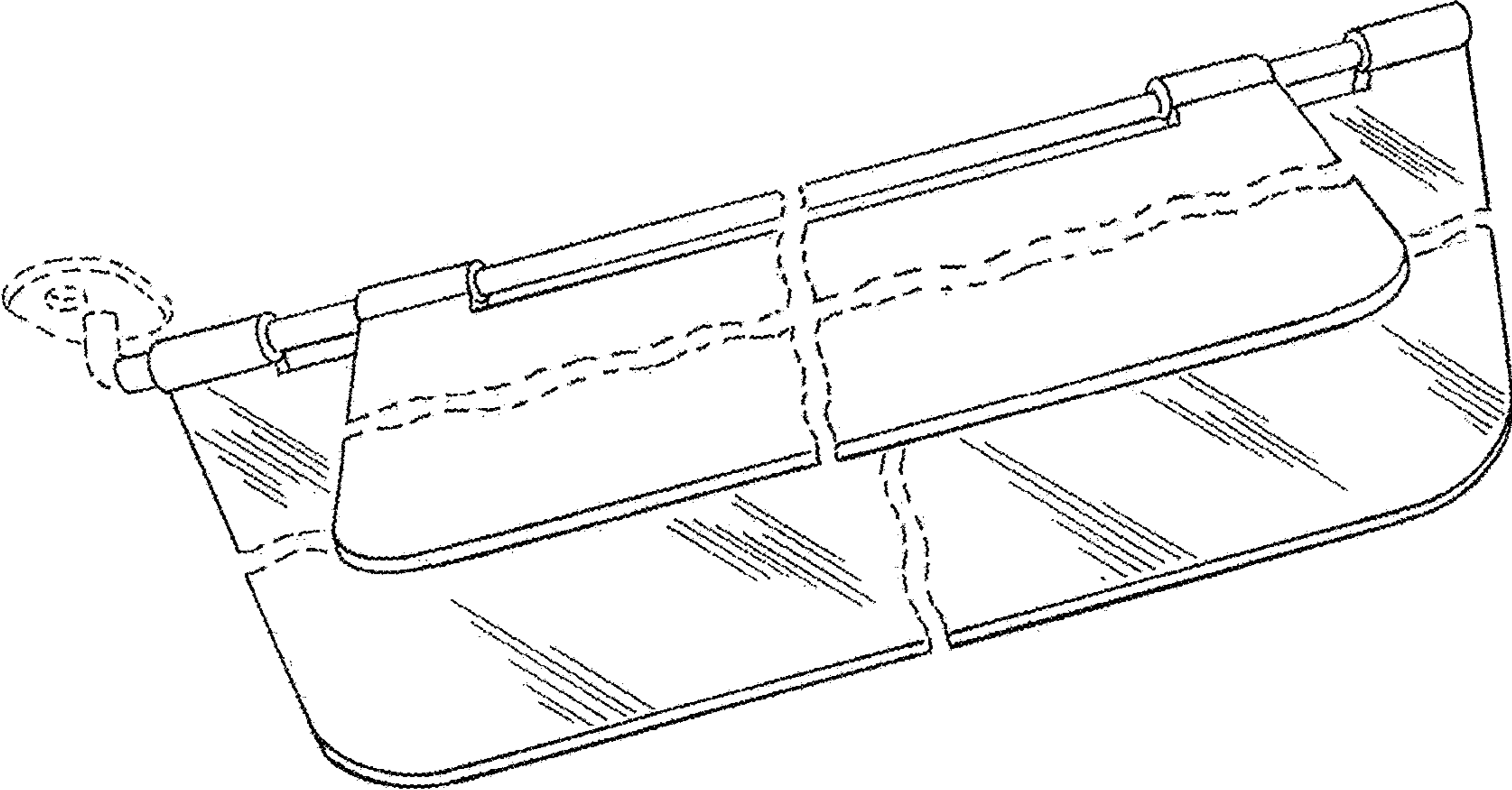


FIG. 3

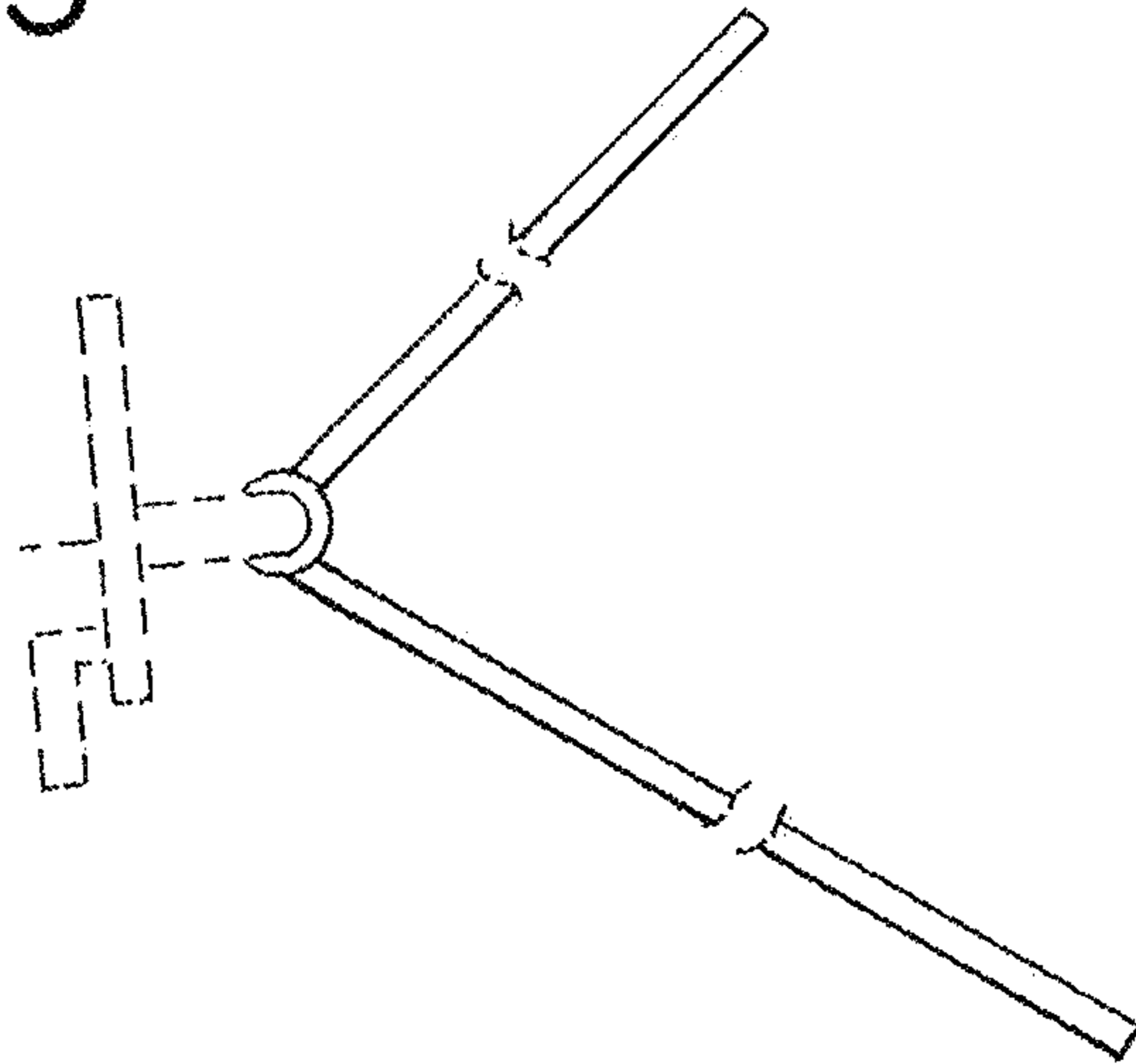


FIG. 4

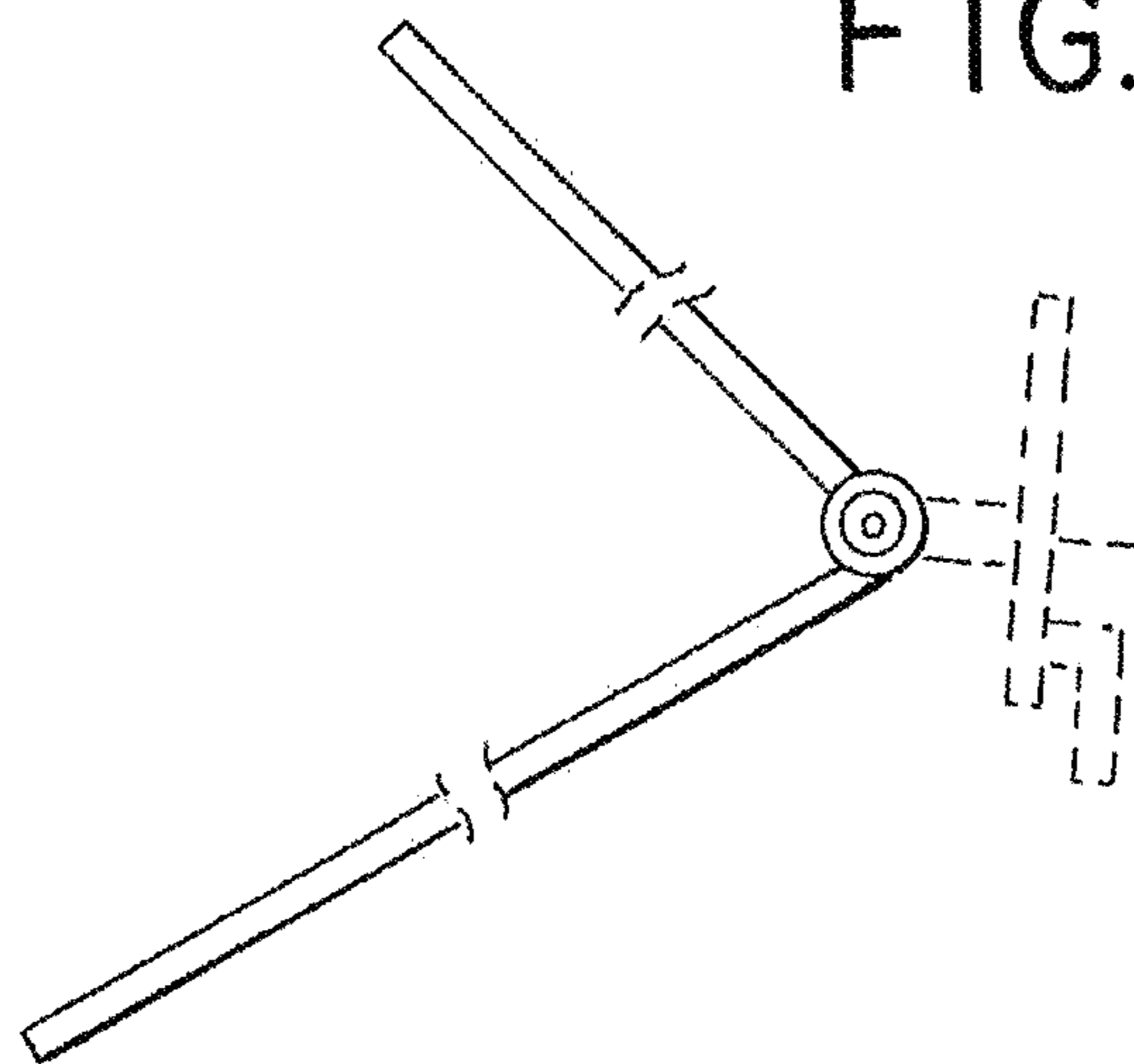


FIG. 5

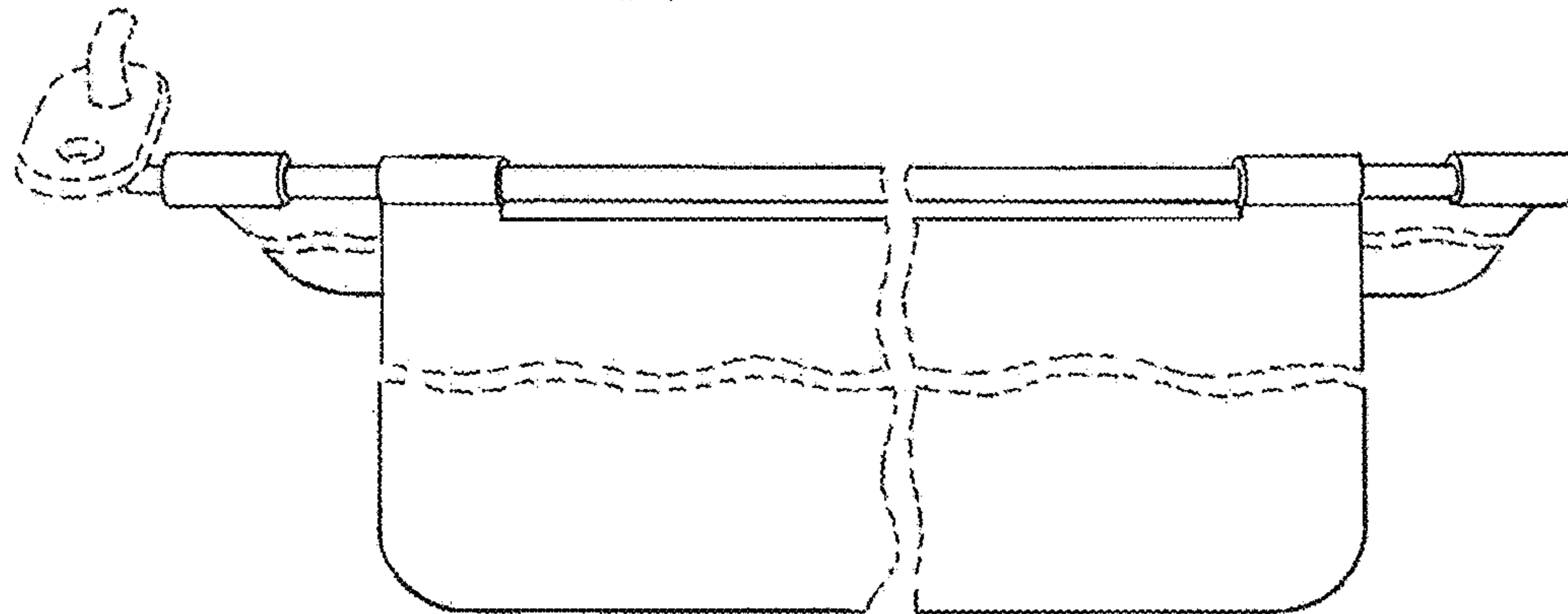


FIG. 6

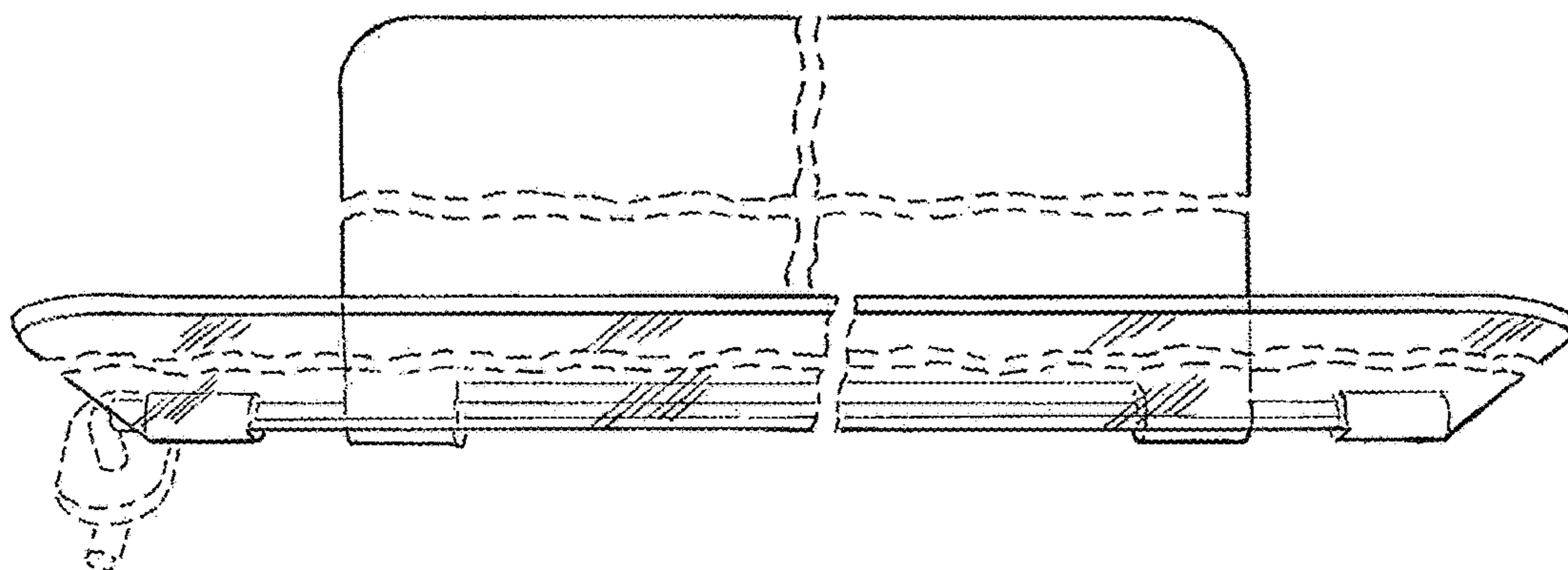


FIG. 7

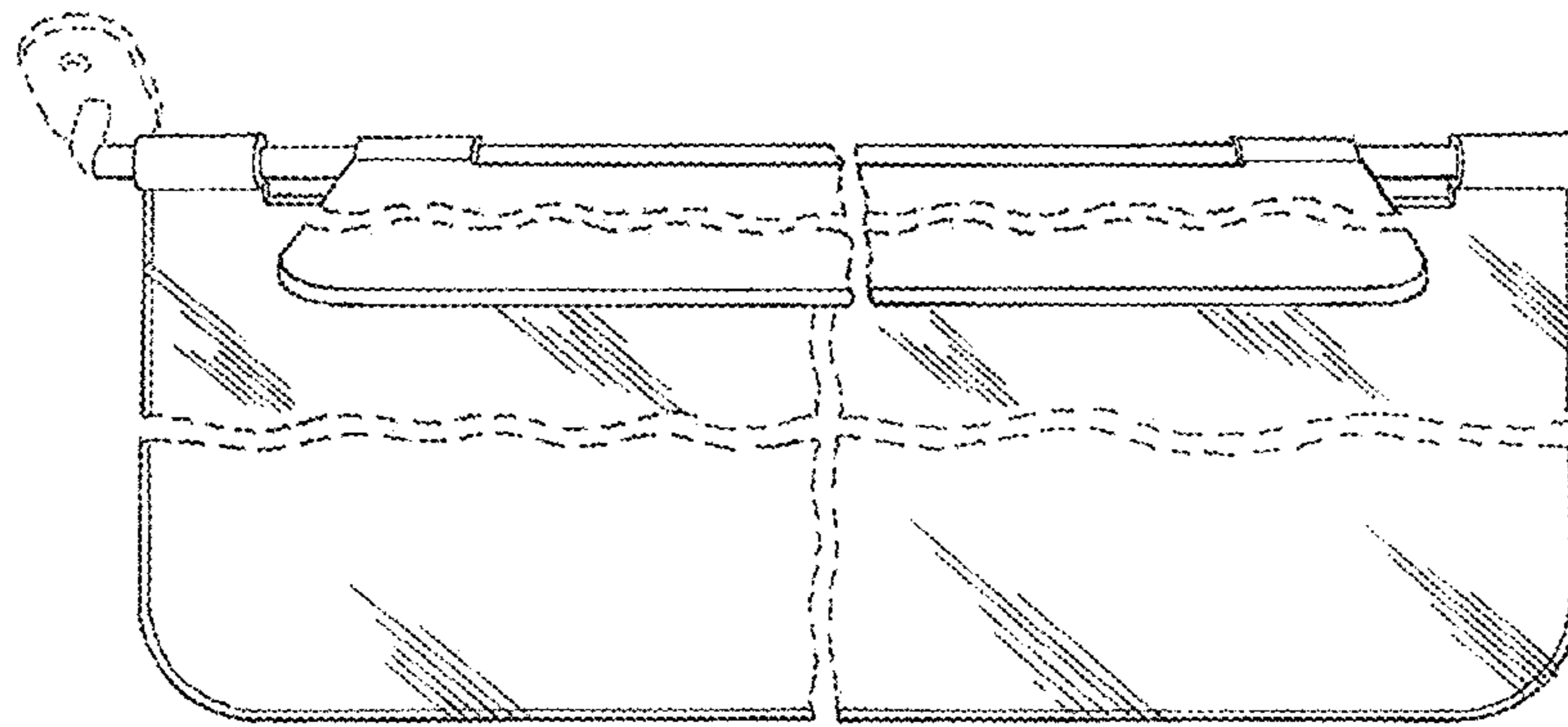


FIG. 8

