



US00D789842S

(12) **United States Design Patent**
Hellwig et al.

(10) **Patent No.:** **US D789,842 S**
(45) **Date of Patent:** **** Jun. 20, 2017**

(54) **RADIATOR GRILL FOR A VEHICLE**

(71) Applicant: **Daimler AG**, Stuttgart (DE)

(72) Inventors: **Volker Hellwig**, Stuttgart (DE);
Jean-Francois Huet, Auenwald (DE);
Gorden Wagener, Gaeufelden (DE);
Robert Lesnik, Leonberg (DE)

(73) Assignee: **Daimler AG**, Stuttgart (DE)

(**) Term: **15 Years**

(21) Appl. No.: **29/555,973**

(22) Filed: **Feb. 26, 2016**

(30) **Foreign Application Priority Data**

Aug. 31, 2015 (WO) DM/088392

(51) **LOC (10) Cl.** **12-16**

(52) **U.S. Cl.**
USPC **D12/163**

(58) **Field of Classification Search**
USPC D12/163, 196, 86, 90-92, 171, 169, 216;
180/68.1, 68.6; 293/193.11
CPC B62D 25/08; B62B 9/16; B60K 11/08;
B60R 19/52
See application file for complete search history.

(56) **References Cited**

U.S. PATENT DOCUMENTS

D664,070 S 7/2012 Futschik et al.
D664,078 S 7/2012 Futschik et al.
D664,478 S 7/2012 Futschik et al.
D686,544 S 7/2013 Futschik et al.

D688,173 S * 8/2013 Fetherston D12/164
D699,162 S * 2/2014 Fetherston D12/164
D721,299 S * 1/2015 Fetherston D12/92
D748,539 S * 2/2016 Futschik D12/163
D754,036 S * 4/2016 Futschik D12/163
D761,159 S * 7/2016 Lesnik D12/92

* cited by examiner

Primary Examiner — Melody N. Brown

(74) *Attorney, Agent, or Firm* — Crowell & Moring LLP

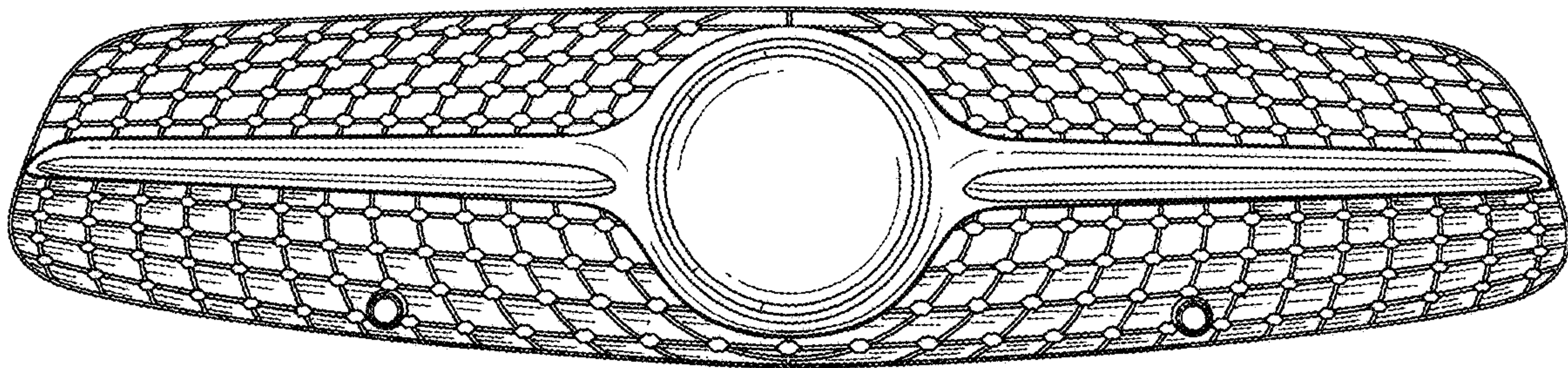
(57) **CLAIM**

The ornamental design for a radiator grill for a vehicle, as shown and described.

DESCRIPTION

This application contains subject matter related to the following co-pending U.S. design patent applications: Application Ser. No. 29/555,970, filed herewith and entitled “Vehicle, Toy, and/or Replicas Thereof”; Application Ser. No. 29/555,971, filed herewith and entitled “Front Portion of a Vehicle, Toy, and/or Replicas Thereof”; and Application Ser. No. 29/555,974, filed herewith and entitled “Radiator Grill for a Vehicle”. FIG. 1 is a right, front perspective view of a radiator grill for a vehicle according to the design, the left, front perspective view being mirror symmetrical; FIG. 2 is a front view thereof; FIG. 3 is a top view thereof; FIG. 4 is a right side view thereof, the left side view being mirror symmetrical; and, FIG. 5 is a bottom view thereof.

1 Claim, 4 Drawing Sheets



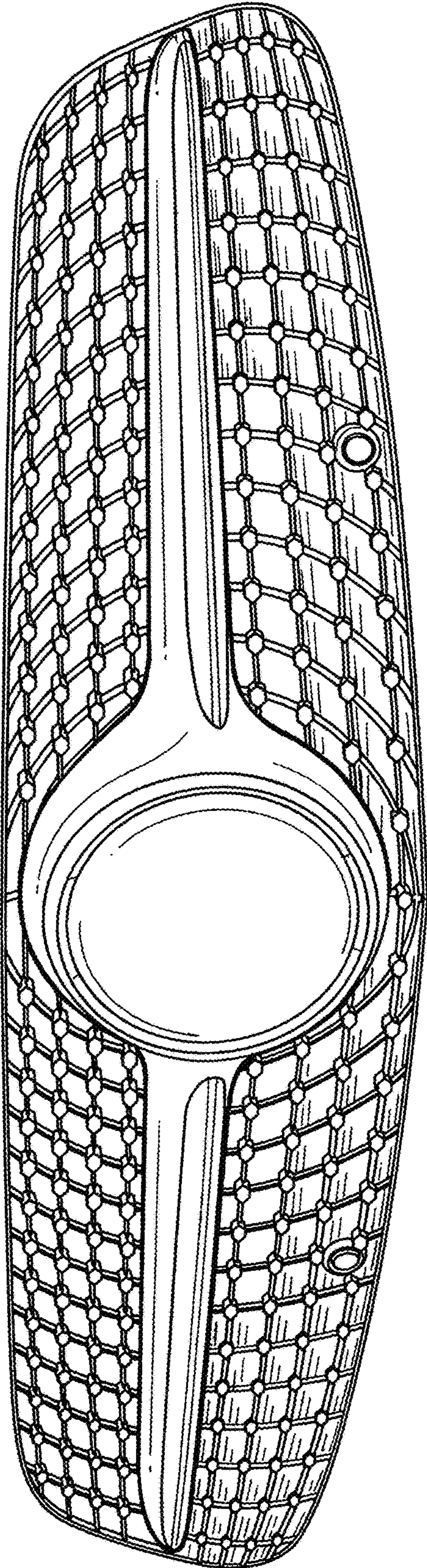


FIG. 1




FIG. 2

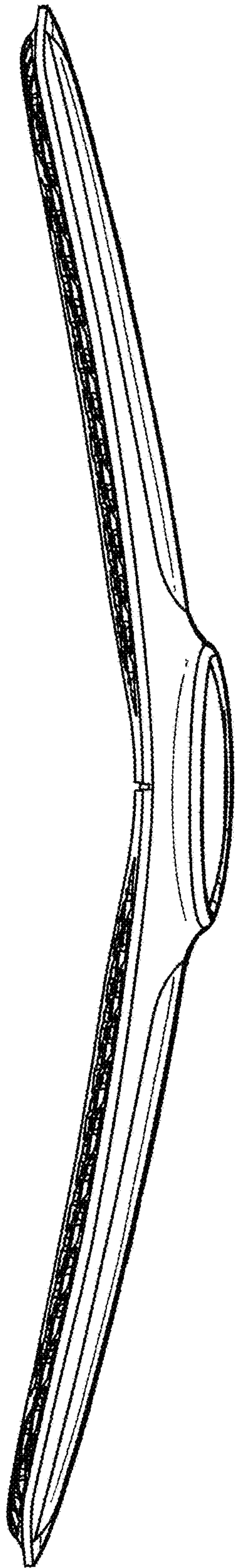


FIG. 3

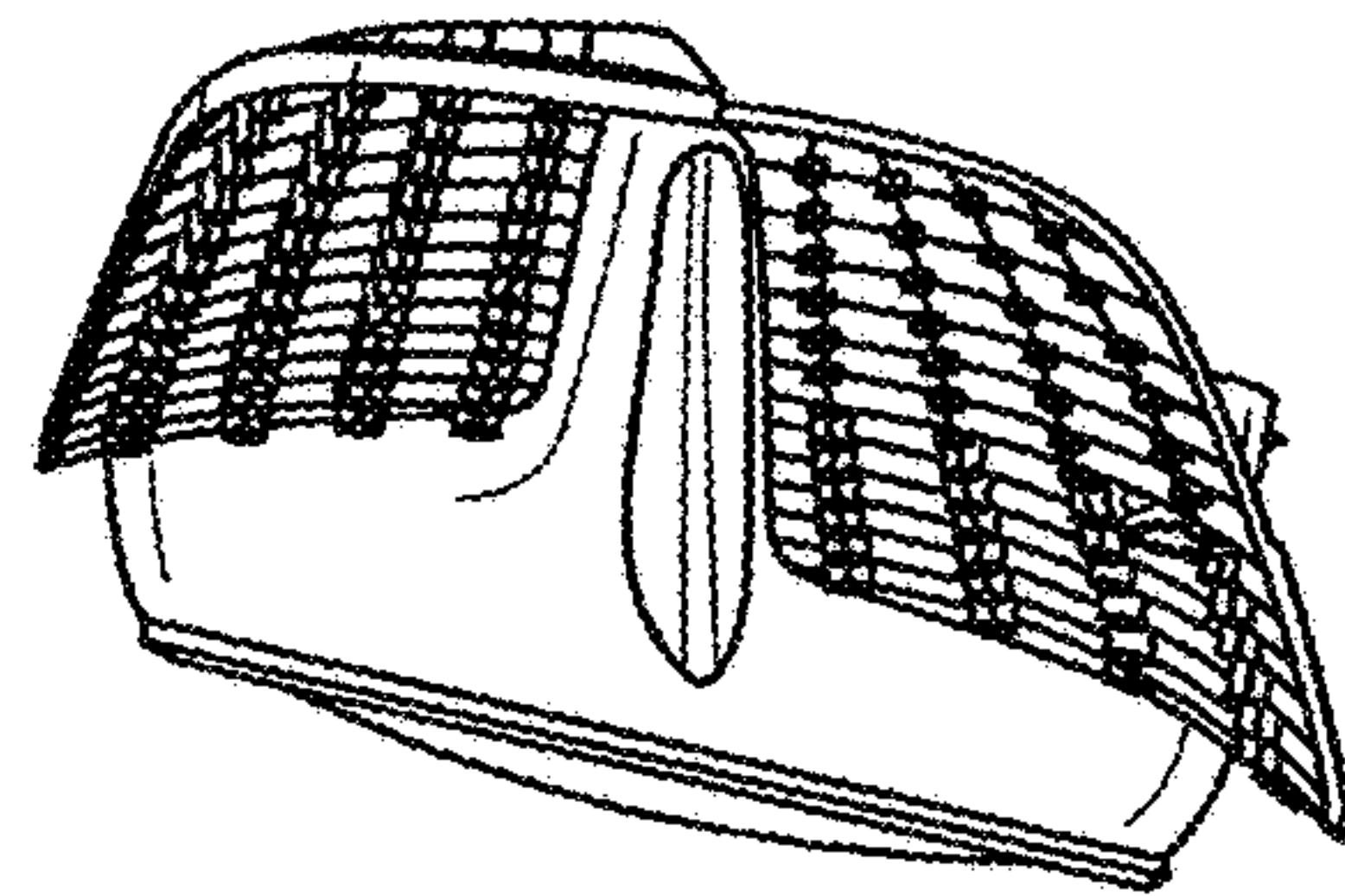


FIG. 4

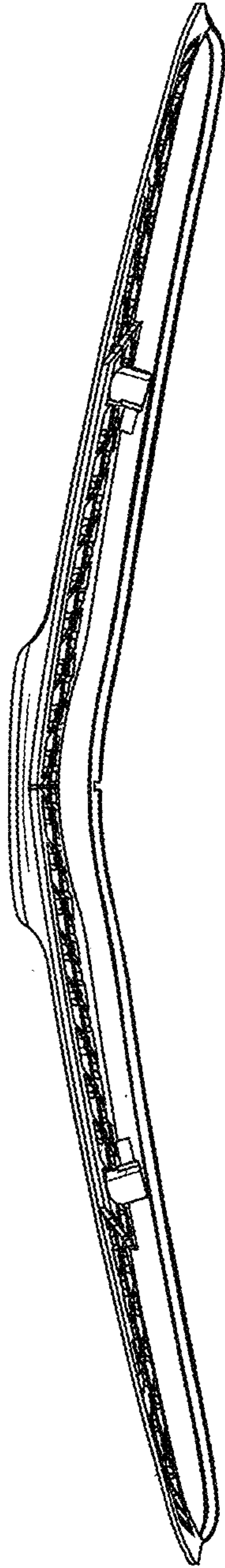


FIG. 5