



US00D789835S

(12) **United States Design Patent**
Kottmann

(10) **Patent No.:** **US D789,835 S**
(45) **Date of Patent:** **** Jun. 20, 2017**

(54) **MOTORCYCLE, TOY, AND/OR REPLICAS THEREOF**

(71) Applicant: **Bayerische Motoren Werke Aktiengesellschaft, Munich (DE)**

(72) Inventor: **Matthias Sebastian Kottmann, Munich (DE)**

(73) Assignee: **Bayerische Motoren Werke Aktiengesellschaft, Munich (DE)**

(**) Term: **15 Years**

(21) Appl. No.: **29/558,367**

(22) Filed: **Mar. 17, 2016**

(30) **Foreign Application Priority Data**

Sep. 18, 2015 (DE) 40 2015 100 991 U

(51) **LOC (10) Cl.** **12-11**

(52) **U.S. Cl.**
USPC **D12/110**

(58) **Field of Classification Search**
USPC D12/109, 110, 111, 114, 117, 126, 184, D12/186; D21/432, 458, 538
CPC B62D 37/00; B62D 57/00; B62K 9/00; B62K 11/04; B62K 17/00; B62K 19/48; B62M 7/12; F02B 61/02; A63H 17/21; B62J 17/00; B62J 17/04; B62J 29/00
See application file for complete search history.

(56) **References Cited**

U.S. PATENT DOCUMENTS

D399,174 S * 10/1998 Takeshita D12/110
D443,849 S * 6/2001 Chen D12/110
D455,677 S * 4/2002 Kokubu D12/110
D480,661 S * 10/2003 Kawawa D12/110
D488,102 S * 4/2004 Shimokawa D12/110
D519,061 S * 4/2006 Matsuno D12/110

D521,415 S * 5/2006 Kojima D12/110
D521,908 S * 5/2006 Hong D12/110
D538,204 S * 3/2007 Tako D12/110
D541,196 S * 4/2007 Kokubu D12/110
D547,242 S * 7/2007 Lambri B62K 5/08
D12/110
D555,544 S * 11/2007 Tanaka D12/110
D556,093 S * 11/2007 Tanaka D12/110
D556,640 S * 12/2007 Wu D12/110
D576,921 S * 9/2008 Tong D12/110
D596,535 S * 7/2009 Katagiri D12/110
D597,893 S * 8/2009 Hung D12/110
D605,562 S * 12/2009 Kitayama D12/110
D605,564 S * 12/2009 Hong D12/110
D610,045 S * 2/2010 Lambri D12/110
D617,237 S * 6/2010 Li D12/110

(Continued)

FOREIGN PATENT DOCUMENTS

EM 001846361-0001 2/2012
EM 001846361-0002 2/2012

(Continued)

Primary Examiner — Darlington Ly

(74) *Attorney, Agent, or Firm* — Crowell & Moring LLP

(57) **CLAIM**

The ornamental design for a motorcycle, toy, and/or replicas thereof, as shown and described.

DESCRIPTION

FIG. 1 is a front and left side perspective view of a motorcycle, toy, and/or replicas thereof showing my new design;
FIG. 2 is a left side elevation view thereof;
FIG. 3 is a right side elevation view thereof;
FIG. 4 is a front elevation view thereof;
FIG. 5 is a rear elevation view thereof;
FIG. 6 is a top plan view thereof; and,
FIG. 7 is a bottom plan view thereof.

1 Claim, 7 Drawing Sheets



(56)

References Cited

U.S. PATENT DOCUMENTS

D623,093	S	*	9/2010	Tsuji	D12/110
D627,689	S	*	11/2010	Ishiguri	D12/110
D635,489	S	*	4/2011	Tsukui	D12/110
D649,913	S	*	12/2011	Tsukui	D12/110
D651,137	S	*	12/2011	Lai	D12/110
D657,289	S	*	4/2012	Tanaka	D12/110
D666,533	S	*	9/2012	Wilm	D12/110
D666,534	S	*	9/2012	Wilm	D12/110
D670,206	S	*	11/2012	Nitta	D12/110
D680,912	S	*	4/2013	Lambri	D12/110
D690,624	S	*	10/2013	Okubo	D12/110
D718,668	S	*	12/2014	Kiska	D12/110
D729,125	S	*	5/2015	Matsuzawa	D12/110
D732,437	S	*	6/2015	Yang	D12/110
D739,792	S	*	9/2015	Ishiguri	D12/110
RE45,835	E	*	1/2016	Kohinata	D12/110
D774,960	S	*	12/2016	Nishimoto	D12/110
2011/0074183	A1	*	3/2011	Kanezuka	B62J 17/00 296/193.08

FOREIGN PATENT DOCUMENTS

EM	002122648-0001		10/2012			
EP	2168852	A1	*	3/2010	B62J 6/02
JP	2009126184	A	*	6/2009	B62J 6/02
JP	2012240520	A	*	12/2012	B62J 6/02

* cited by examiner



Fig. 1




Fig. 2




Fig. 3




Fig. 4




Fig. 5

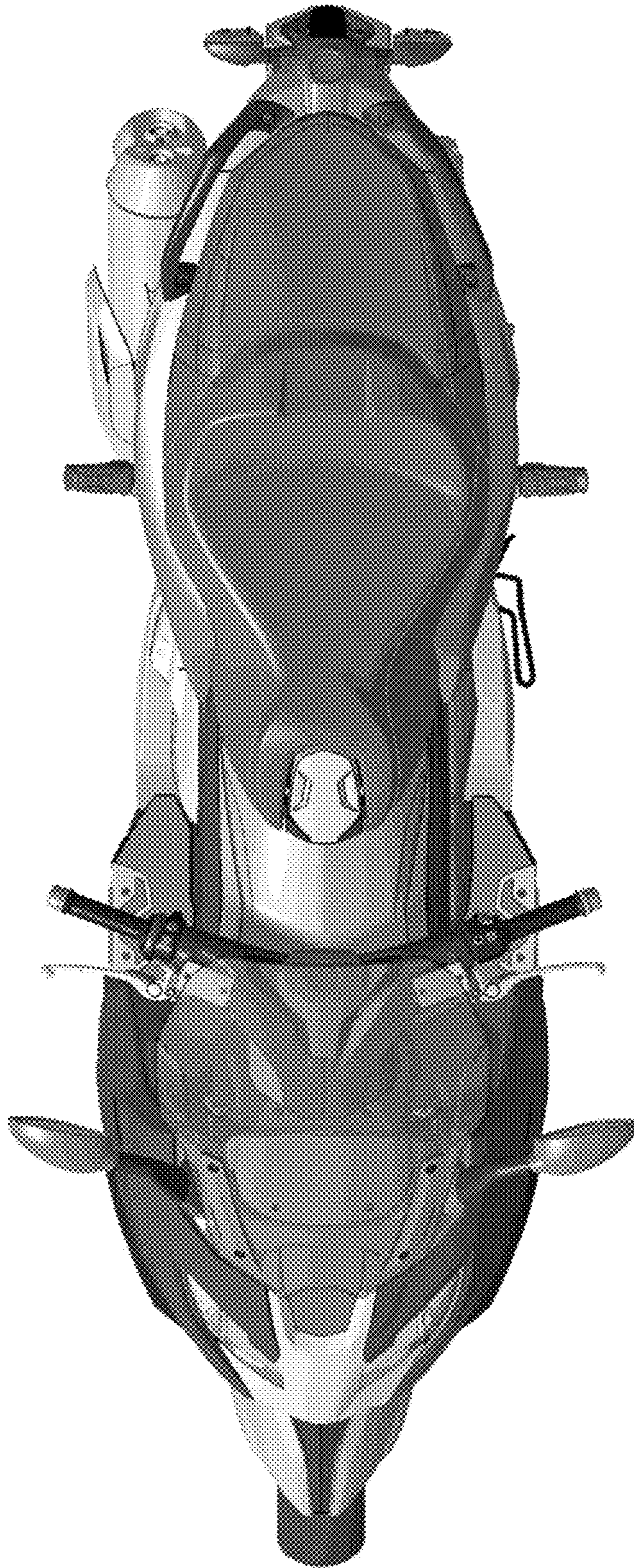


Fig. 6

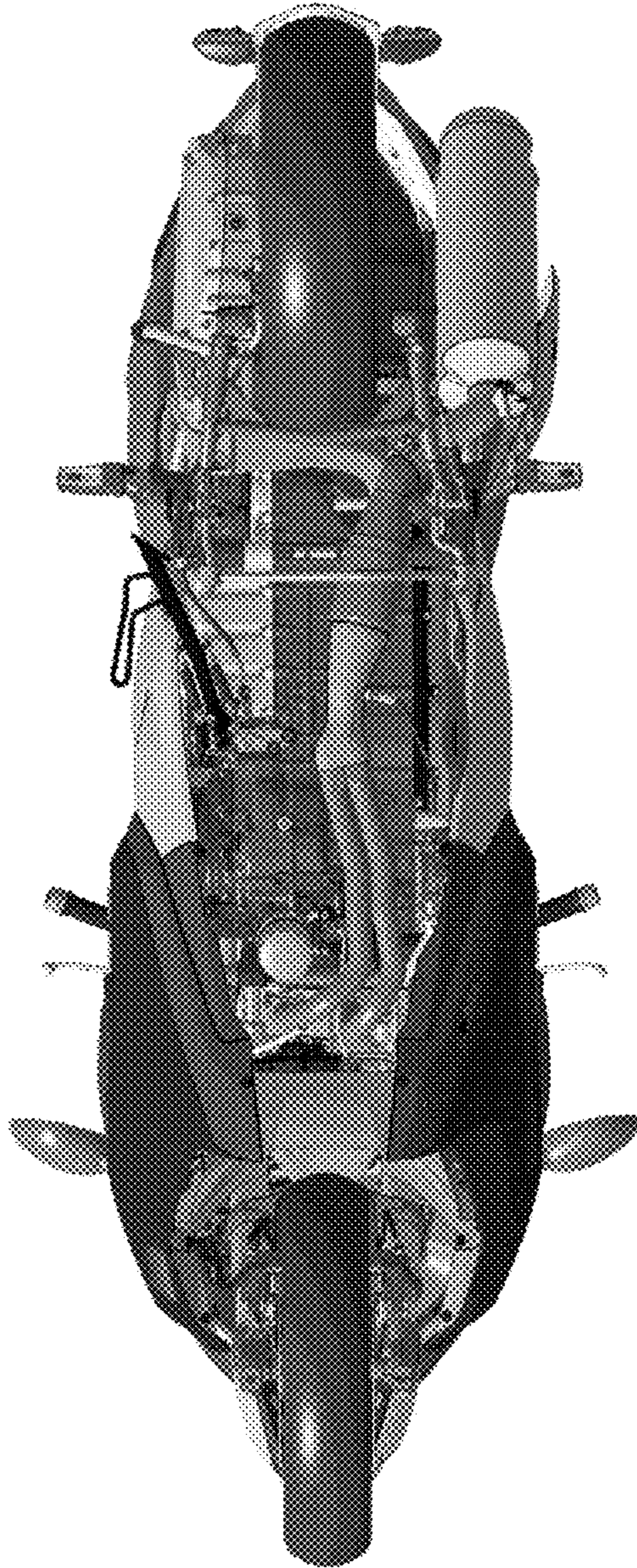


Fig. 7