



US00D789827S

(12) **United States Design Patent**
Yatsugi-Kang

(10) **Patent No.:** **US D789,827 S**

(45) **Date of Patent:** **** Jun. 20, 2017**

(54) **CHARM**

(71) Applicant: **HARRY WINSTON SA,**
Plan-les-Ouates (CH)

(72) Inventor: **Rie Yatsugi-Kang,** Cresskill, NJ (US)

(73) Assignee: **HARRY WINSTON SA,**
Plan-les-Ouates (CH)

(**) Term: **15 Years**

(21) Appl. No.: **29/567,237**

(22) Filed: **Jun. 7, 2016**

(30) **Foreign Application Priority Data**

Dec. 7, 2015 (WO) DM/088 461

(51) **LOC (10) Cl.** **11-01**

(52) **U.S. Cl.**
USPC **D11/81**

(58) **Field of Classification Search**
USPC D11/1, 2, 40-44, 79-86, 47, 48, 95, 97,
D11/98, 99, 100, 101, 121, 125, 91, 92,
D11/7, 8, 71; D21/525; D3/208-211;
D7/301, 302, 317, 318, 319, 320, 321,
D7/322; D27/162

CPC .. A44C 1/00; A44C 3/00; A44C 3/001; A44C
3/002; A44C 3/004; A44C 3/005; A44C
3/007; A44C 3/008; A44C 7/00; A44C
7/001; A44C 7/002; A44C 7/003; A44C
7/004; A44C 21/00; A44C 23/00; A44C
25/00; A44C 25/001; A44C 25/002; A44C
25/004; A44C 25/005; A44C 25/007;
A44C 25/008; A44C 17/02; A44C
17/0208

See application file for complete search history.

(56) **References Cited**

U.S. PATENT DOCUMENTS

D38,708 S * 7/1907 Holmes D7/321
D142,189 S * 8/1945 Katz D11/71
D150,421 S * 8/1948 Katz D11/48
D174,369 S * 4/1955 Barnhart D7/321
D287,213 S * 12/1986 Fornara D7/317

OTHER PUBLICATIONS

[Online] https://img1.etsystatic.com/134/0/10085345/il_570xN.896516067_qjgh.jpg. Retrieved Feb. 18, 2017.*

[Online] <https://ae01.alicdn.com/kf/HTB137NyLXXXXXc8XXXXq6xXFXXxE/hot-Charm-font-b-Pendants-b-font-font-b-Teapot-b-font-Antique-Bronze-Flower-Pattern.jpg>. Retrieved Feb. 18, 2017.*

* cited by examiner

Primary Examiner — Melanie Pellegrini

(74) *Attorney, Agent, or Firm* — Donald J. Ranft; Collen IP

(57) **CLAIM**

The ornamental design for a charm, as shown and described.

DESCRIPTION

FIG. 1 is a front left perspective view of a charm, showing my new design;

FIG. 2 is a rear right perspective view thereof;

FIG. 3 is a front view thereof;

FIG. 4 is a rear view thereof;

FIG. 5 is a left side view thereof;

FIG. 6 is a right side view thereof;

FIG. 7 is a top view thereof; and,

FIG. 8 is a bottom view thereof.

The portions of the charm shown in broken lines form no part of the claimed design.

1 Claim, 7 Drawing Sheets

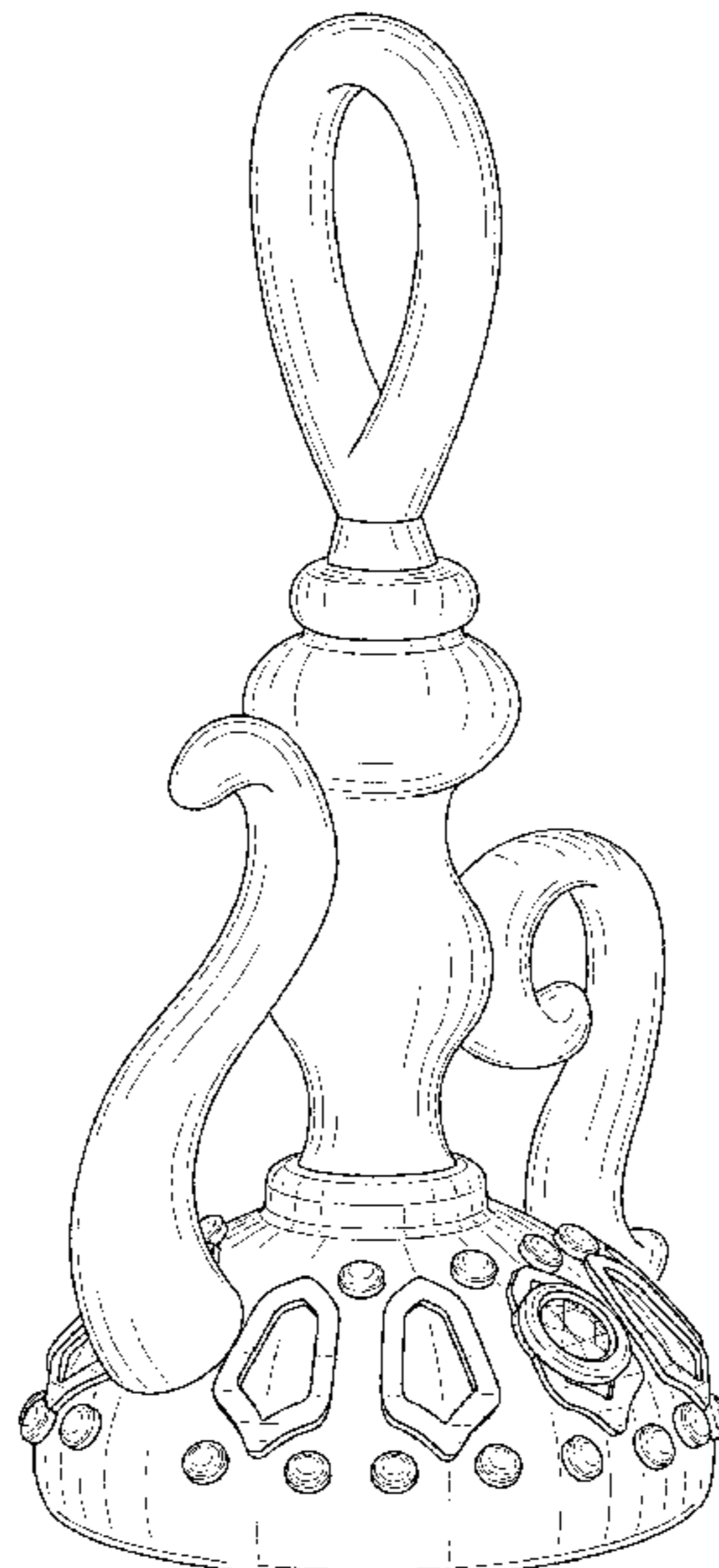




FIG. 1



FIG. 2



FIG. 3



FIG. 4

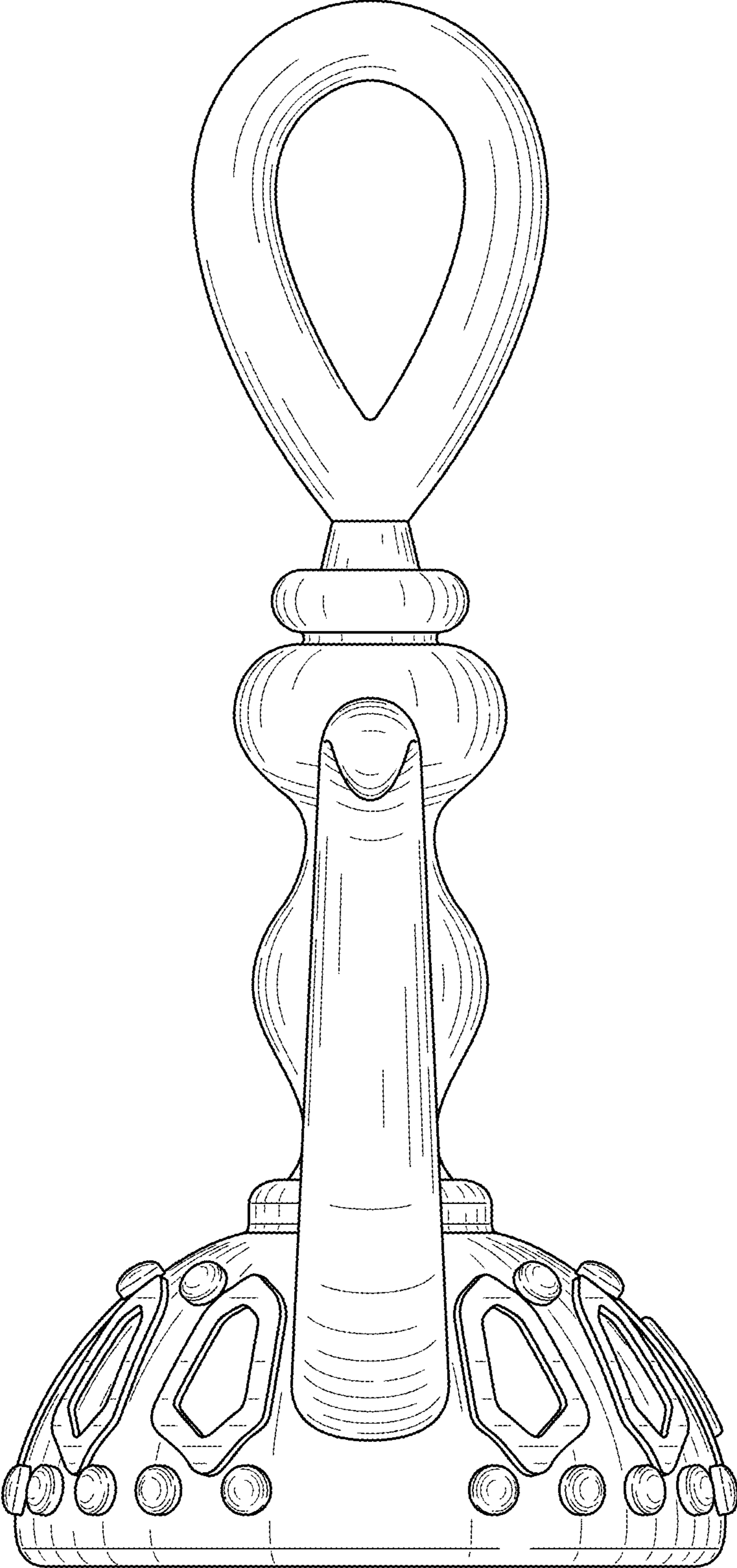


FIG. 5

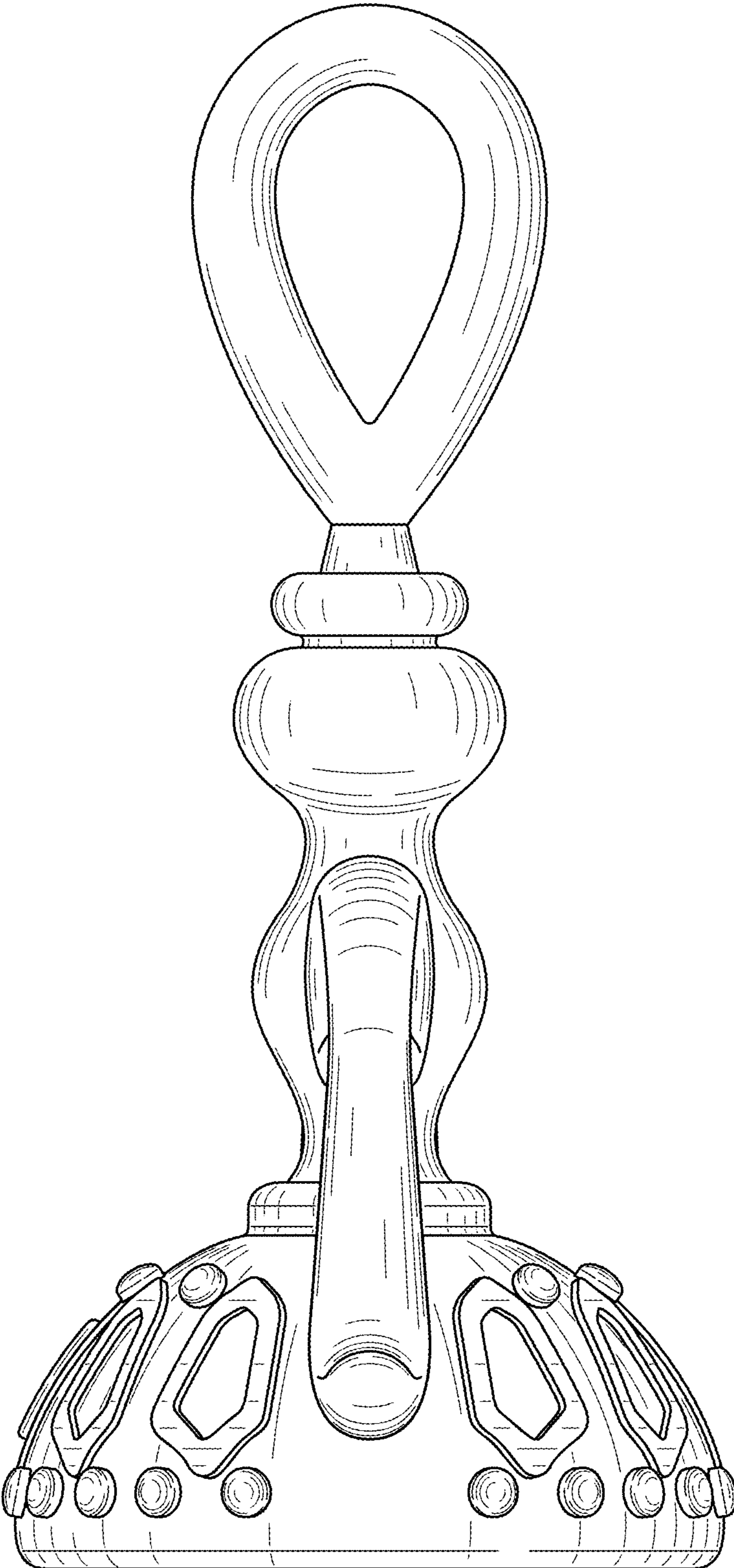


FIG. 6

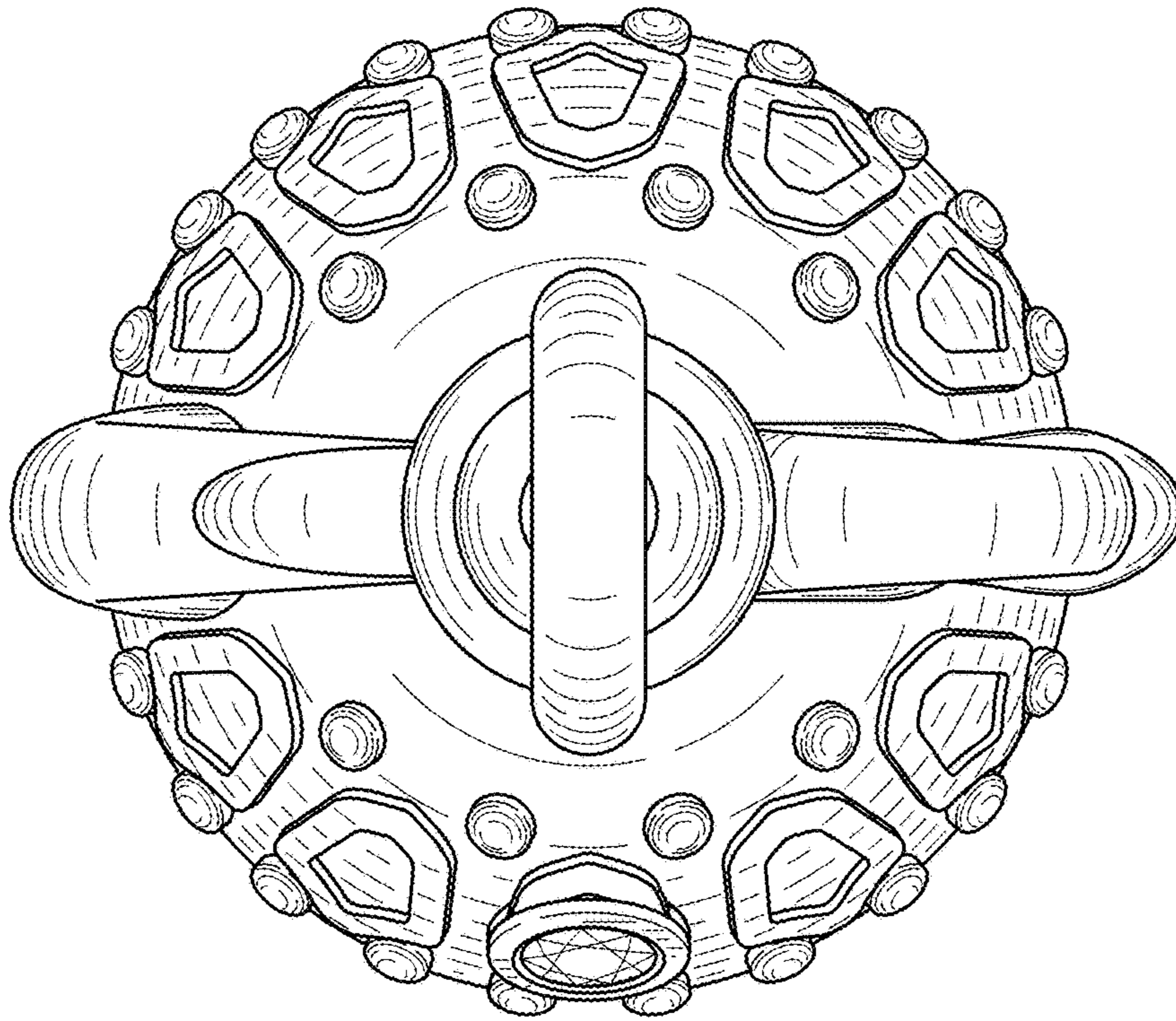


FIG. 7




FIG. 8