



US00D789802S

(12) **United States Design Patent**  
**Vouillamoz et al.**

(10) **Patent No.:** **US D789,802 S**  
(45) **Date of Patent:** **\*\* Jun. 20, 2017**

(54) **WRIST WATCH**

(71) Applicant: **HYT SA**, Bienne (CH)

(72) Inventors: **Lucien Vouillamoz**, Feusisberg (CH);  
**Sébastien Perret**, Bôle (CH)

(73) Assignee: **HYT SA**, Neuchâtel (CH)

(\*\*) Term: **14 Years**

(21) Appl. No.: **29/518,131**

(22) Filed: **Feb. 20, 2015**

**Related U.S. Application Data**

(63) Continuation-in-part of application No. 29/404,028,  
filed on Oct. 14, 2011, now abandoned.

(51) **LOC (10) Cl.** ..... **10-02**

(52) **U.S. Cl.**  
USPC ..... **D10/30**

(58) **Field of Classification Search**  
USPC ..... D10/30-39, 1-29, 122-132; 368/10,  
368/15-18, 21, 28, 37, 80, 223, 228, 232,  
368/276, 277, 281, 282, 285, 294, 295,  
368/308, 319

CPC ..... G04B 17/00; G04B 17/02; G04B 17/005;  
G04B 17/285; G04B 37/00; G04B  
37/0008; G04B 37/0058; G04B 45/00;  
G04B 45/038; G04B 45/0069; G04B  
45/0076; G04B 45/02; G04B 29/00

See application file for complete search history.

(56) **References Cited**

**U.S. PATENT DOCUMENTS**

D636,692 S	*	4/2011	Pospieszny	.....	D10/129
D677,176 S	*	3/2013	Ruffieux	.....	D10/39
D693,245 S	*	11/2013	Mille	.....	D10/39
D694,657 S	*	12/2013	Mille	.....	D10/39
D708,075 S	*	7/2014	Mille	.....	D10/39
D724,446 S	*	3/2015	Favre	.....	D10/124

D724,962 S	*	3/2015	Vaptzarof	.....	D10/39
D726,555 S	*	4/2015	Ruffieux	.....	D10/126
D727,753 S	*	4/2015	Laucella	.....	D10/39
D734,172 S	*	7/2015	Nishi	.....	D10/124
D743,814 S	*	11/2015	Miodrag	.....	D10/125
D744,863 S	*	12/2015	Behling	.....	D10/126
D744,865 S	*	12/2015	Behling	.....	D10/126
D744,866 S	*	12/2015	Behling	.....	D10/126
D751,421 S	*	3/2016	Perret	.....	D10/126
D751,930 S	*	3/2016	Miodrag	.....	D10/126

(Continued)

*Primary Examiner* — Susan Bennett Hattan

*Assistant Examiner* — Jennifer Wright

(74) *Attorney, Agent, or Firm* — Da Vinci Partners LLC;  
John Moeteli

(57) **CLAIM**

The ornamental design for a wrist watch, as shown and described.

**DESCRIPTION**

FIG. 1 is a top view of a wrist watch, showing our new design.

FIG. 2 is a bottom view of a wrist watch, showing our new design.

FIG. 3 is a right perspective view of a wrist watch, showing our new design.

FIG. 4 is a perspective view of a wrist watch, showing our new design.

FIG. 5 is a front perspective view of a wrist watch, showing our new design.

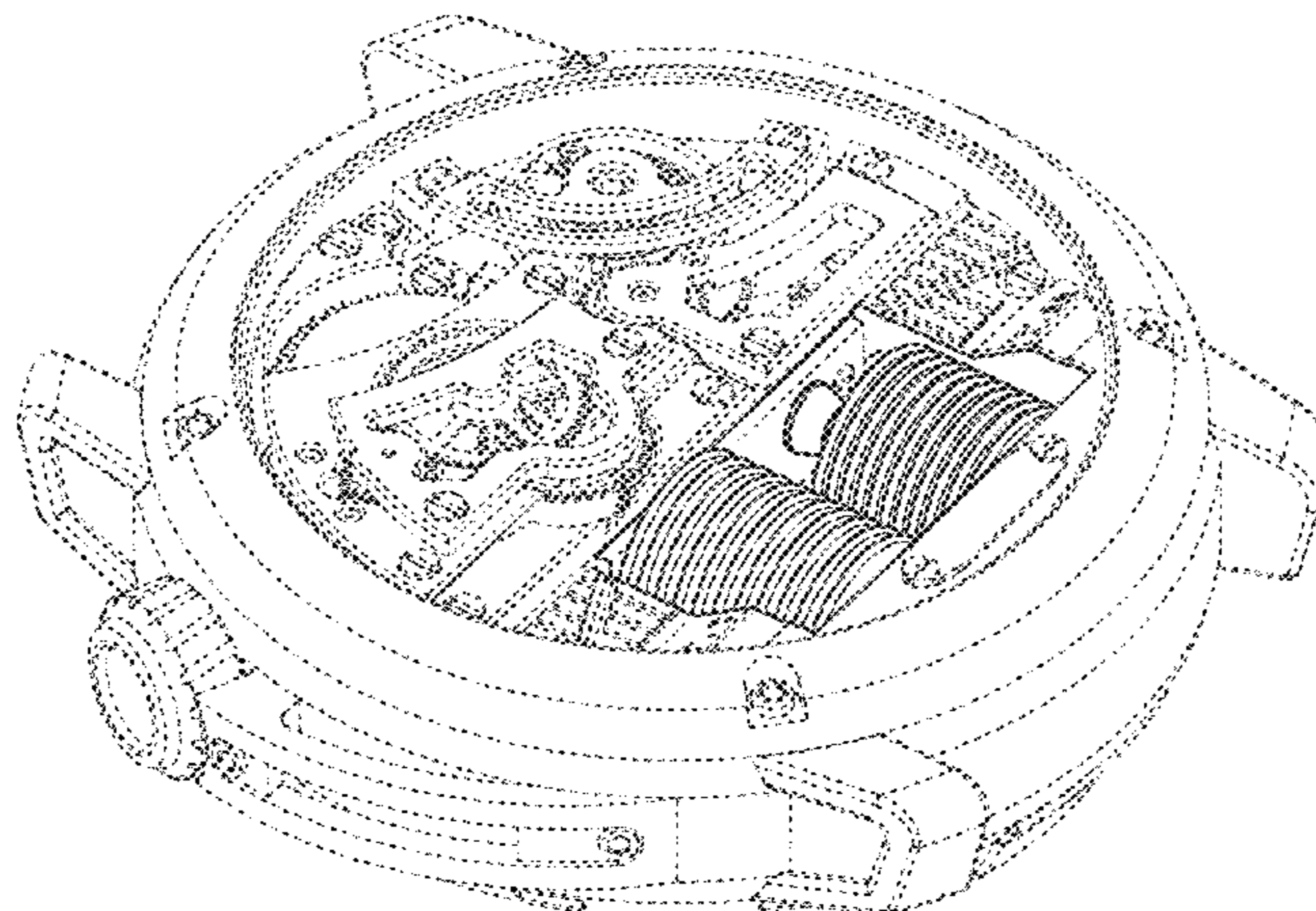
FIG. 6 is a bottom perspective view of a wrist watch, showing our new design.

FIG. 7 is a bottom right perspective view of a wrist watch, showing our new design; and,

FIG. 8 is a left side perspective view of a wrist watch, showing our new design.

The broken lines in the drawings depict parts of the wrist watch that form no part of the claimed design.

**1 Claim, 8 Drawing Sheets**



(56)

**References Cited**

U.S. PATENT DOCUMENTS

2009/0129209 A1\* 5/2009 Golay ..... G04F 7/0876  
368/80  
2010/0322036 A1\* 12/2010 Crettex ..... G04B 9/005  
368/80  
2014/0328146 A1\* 11/2014 Vouillamoz ..... F04B 53/14  
368/65  
2015/0098665 A1\* 4/2015 Vouillamoz ..... G04B 1/265  
383/40  
2016/0033936 A1\* 2/2016 Jaccard ..... G04B 1/14  
368/148

\* cited by examiner

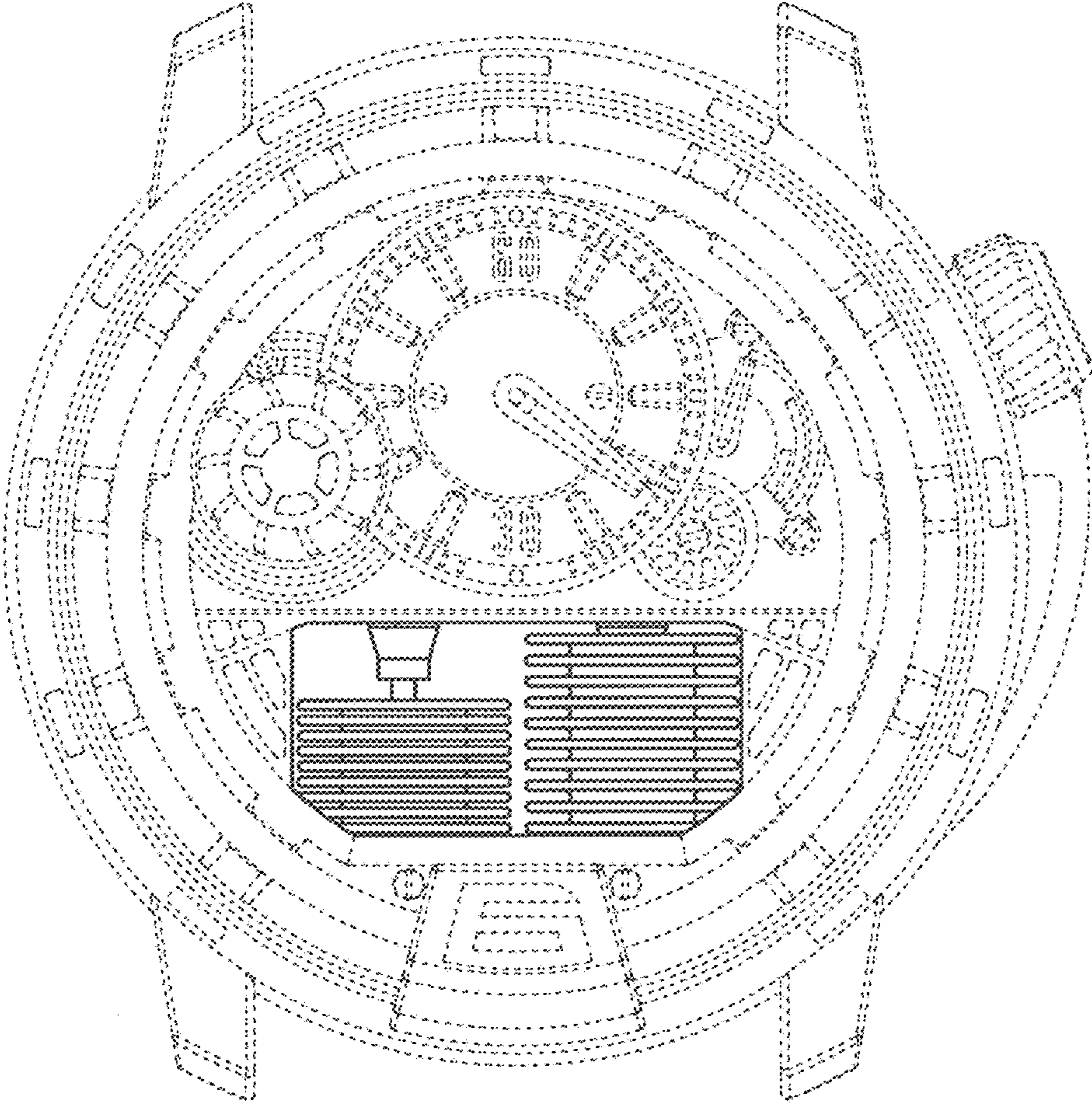


Fig. 1



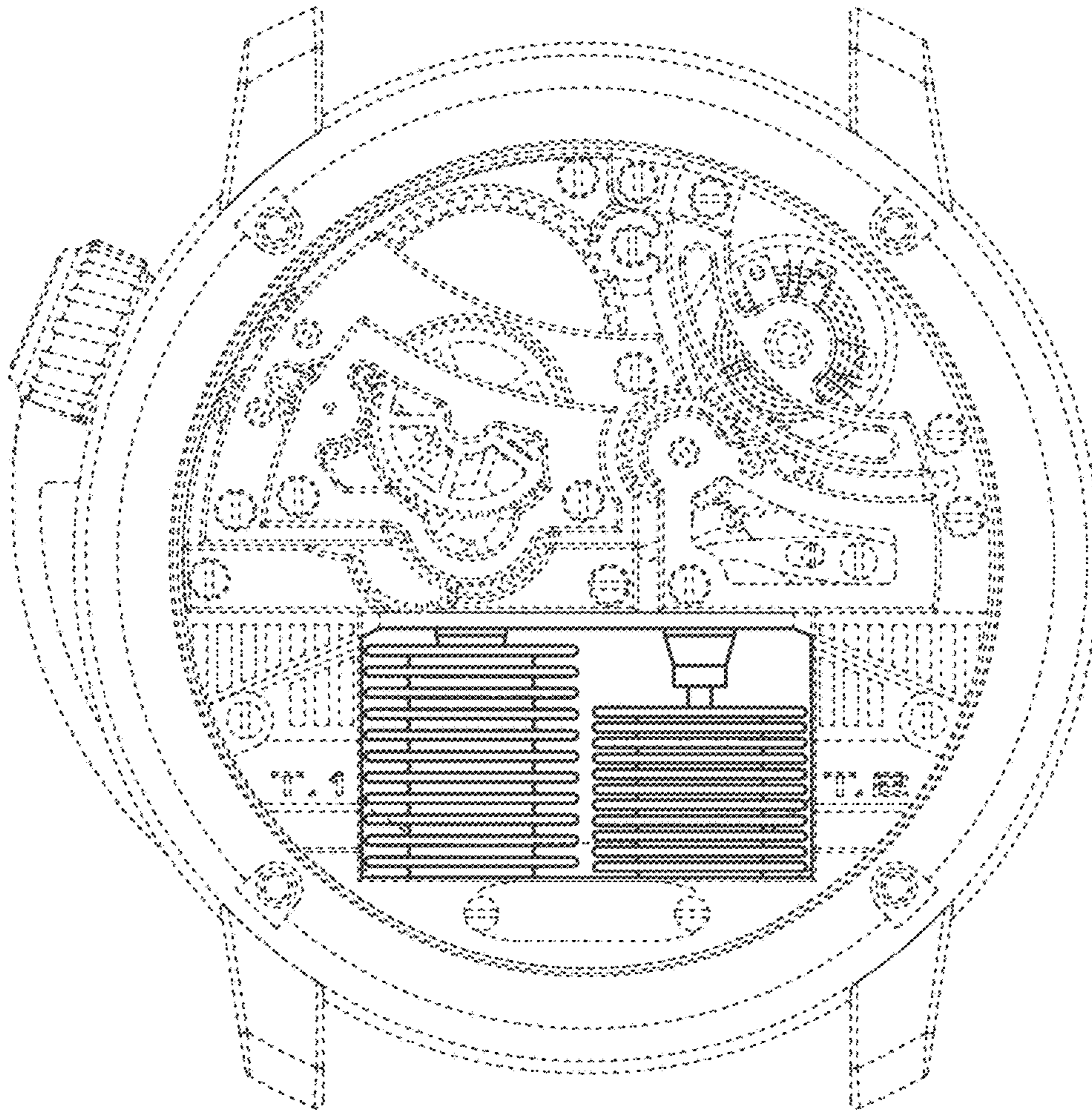


Fig.2

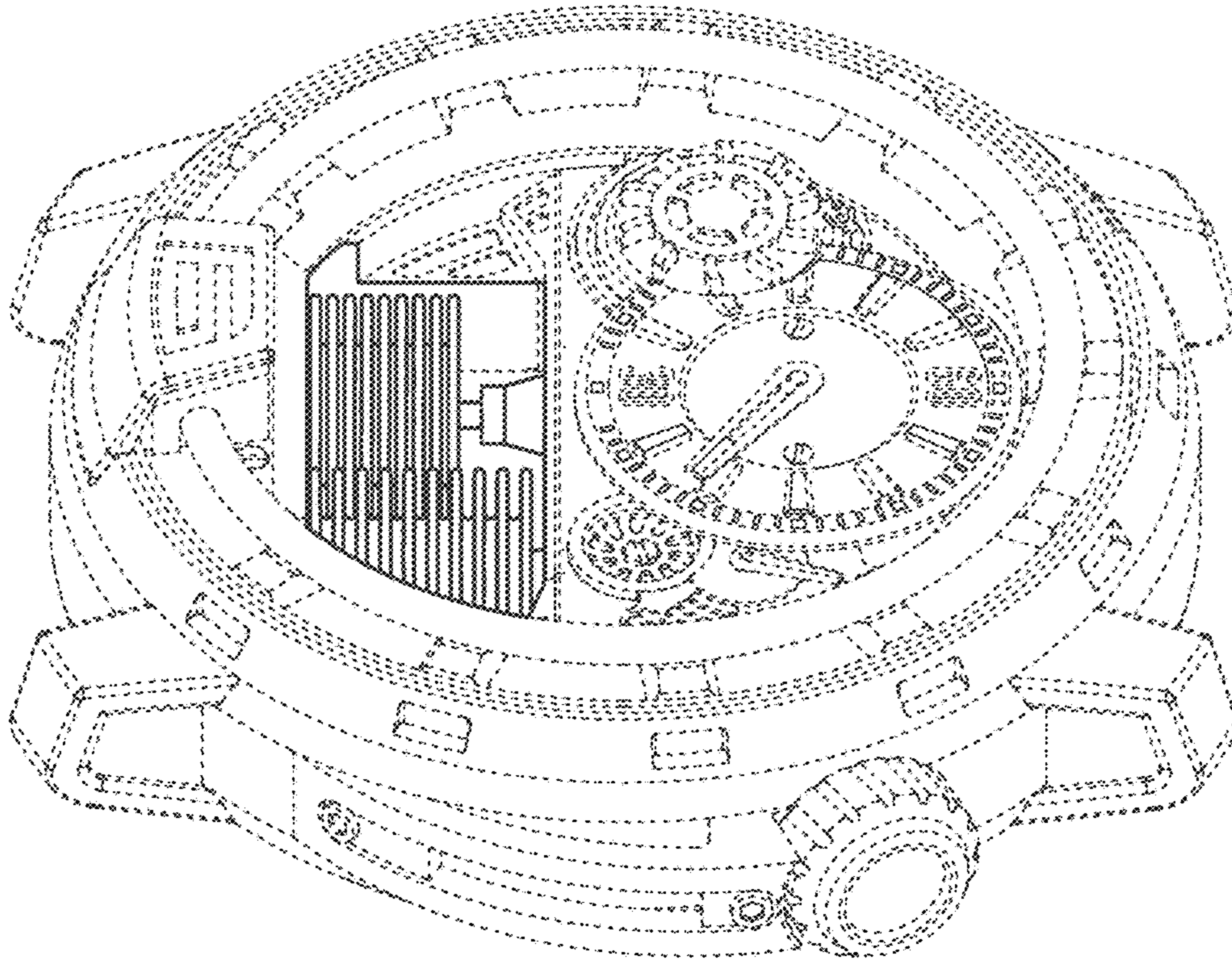


Fig.3



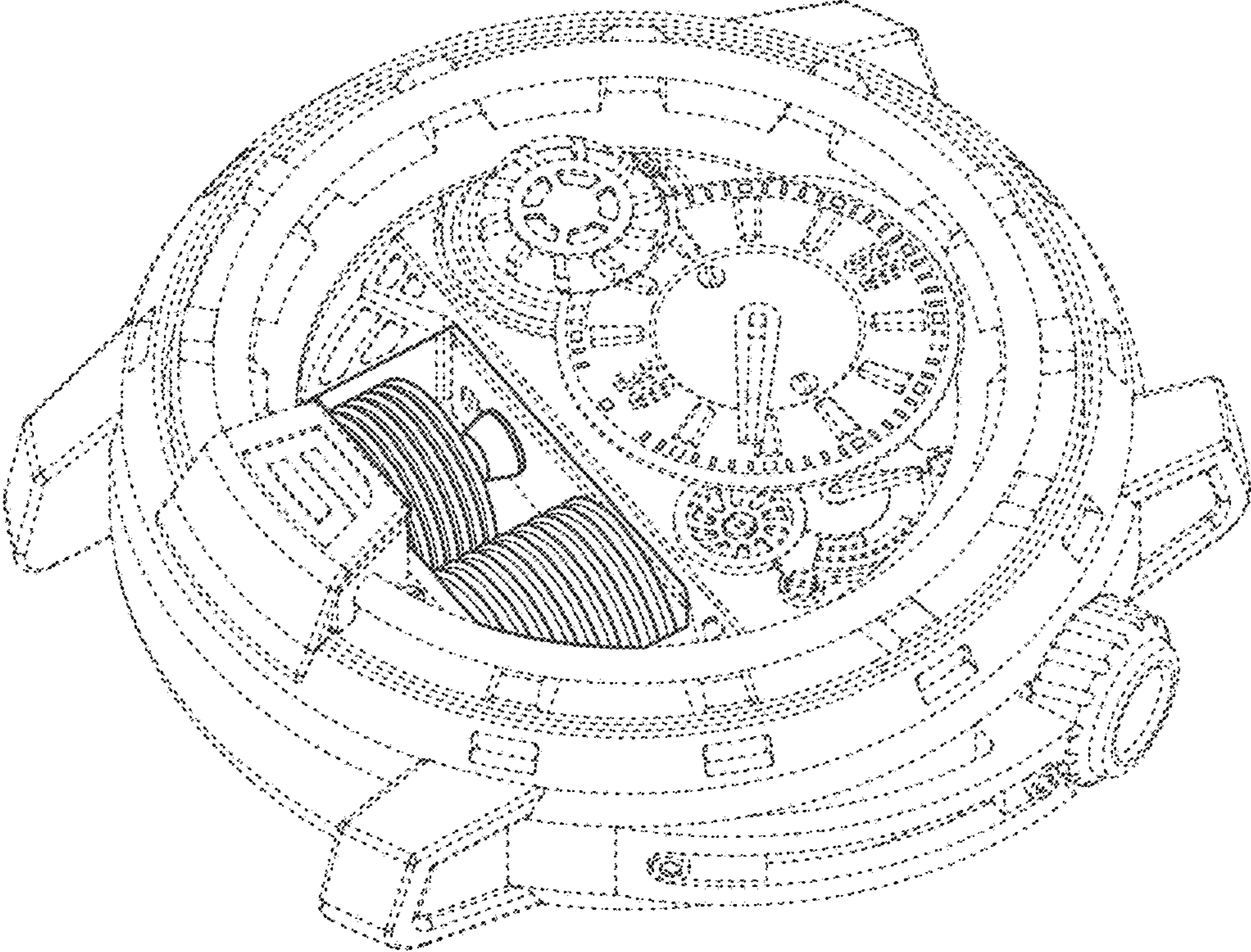


Fig.4

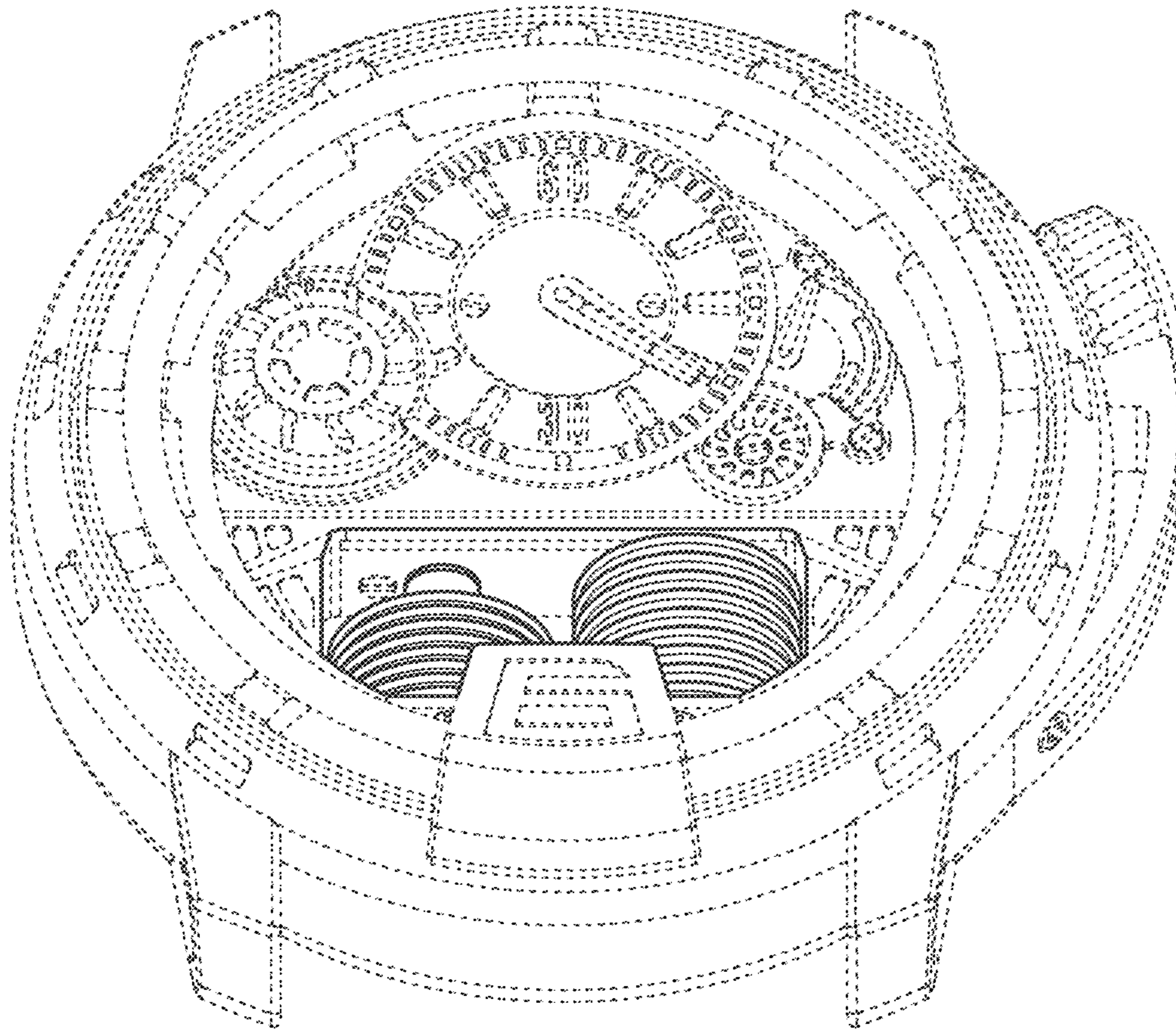


Fig.5



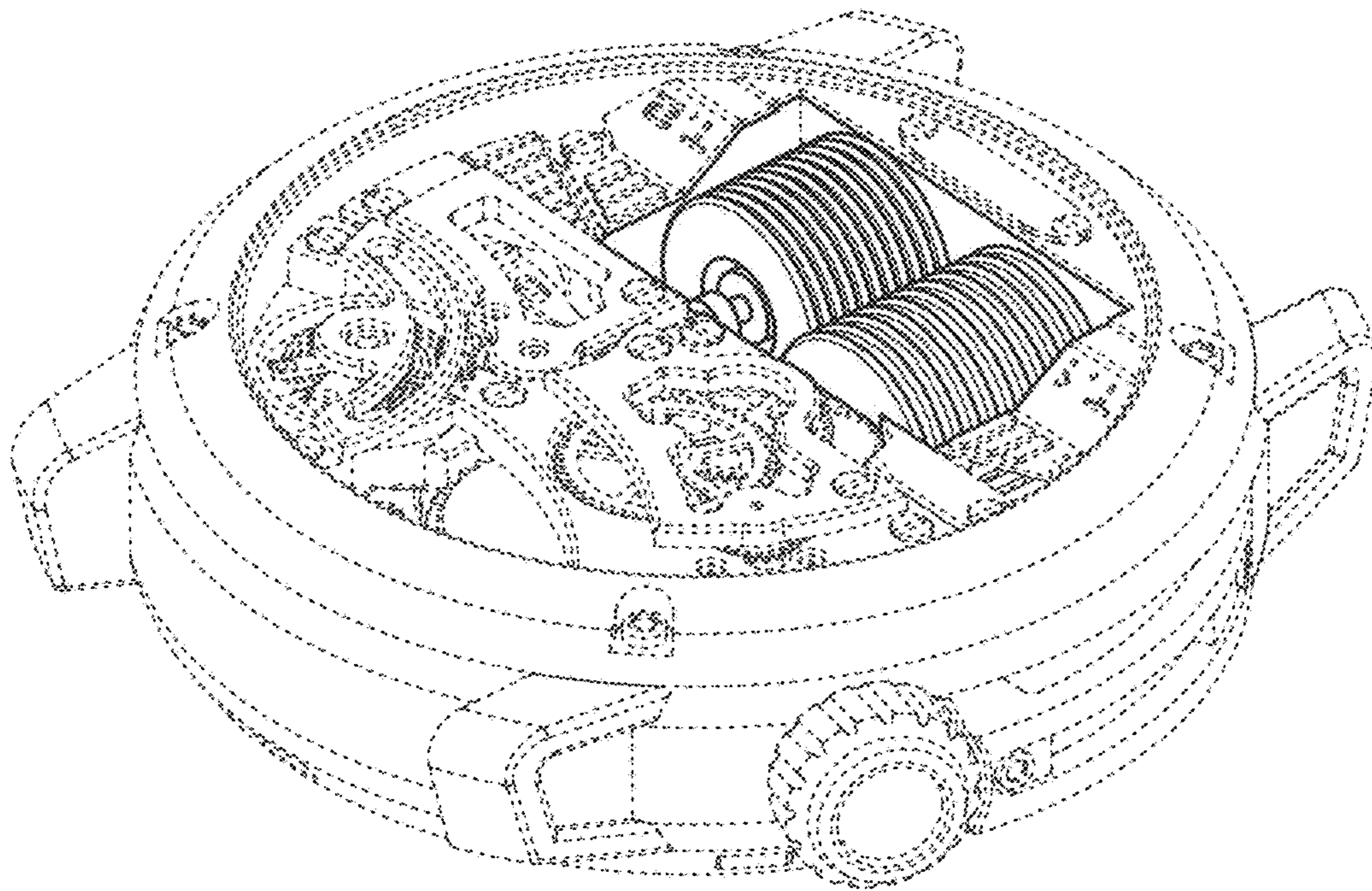


Fig.6



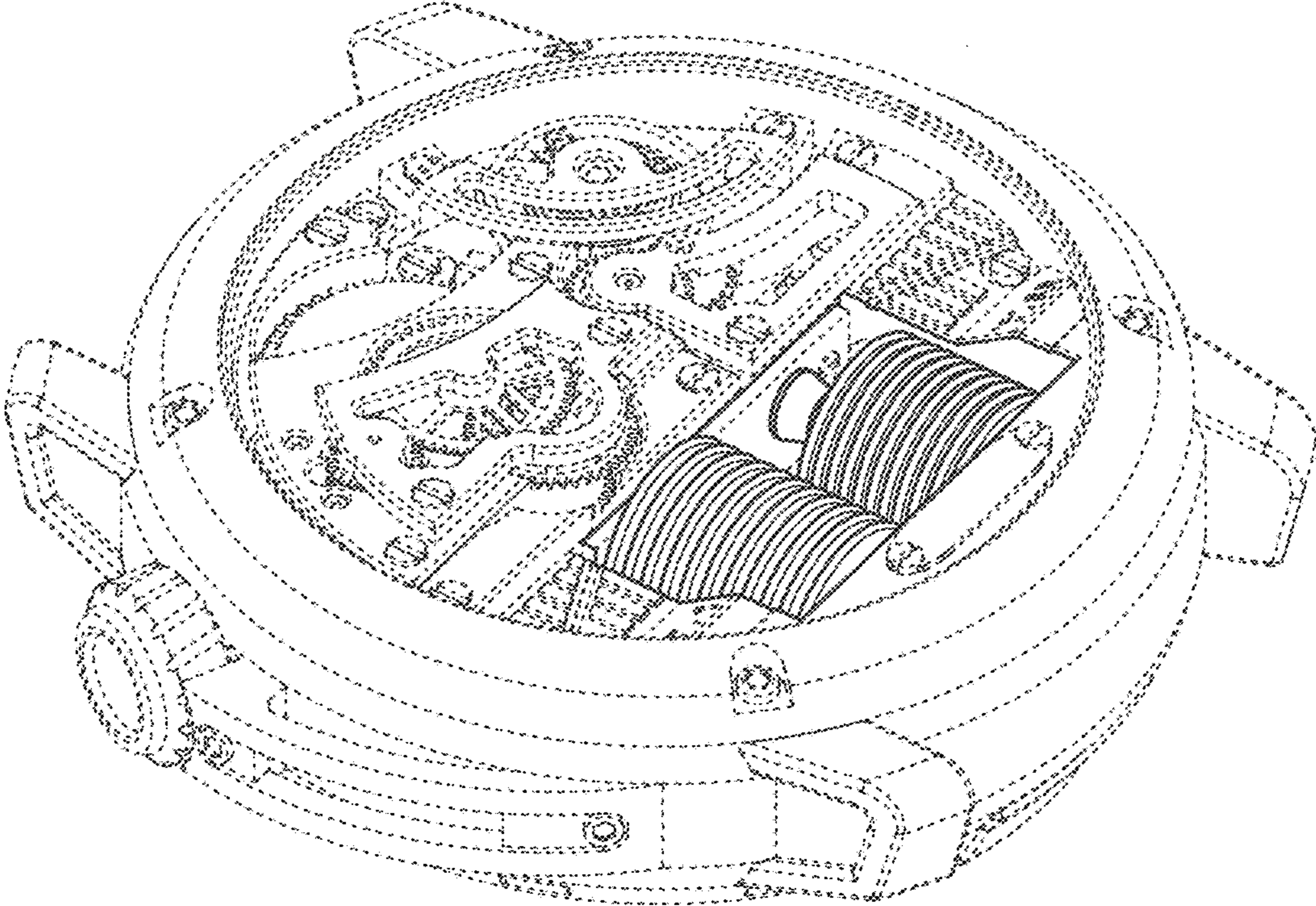


Fig.7

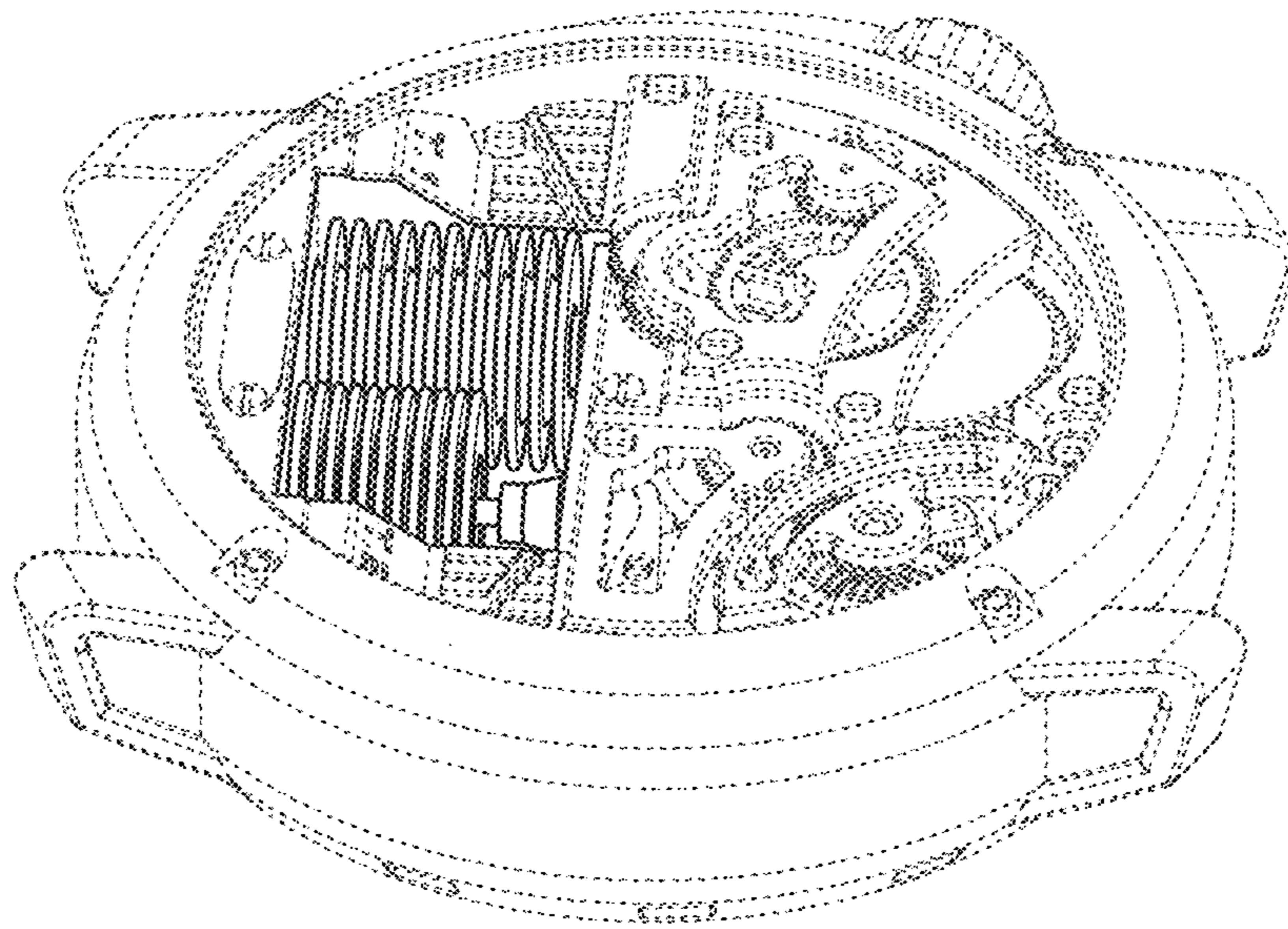


Fig.8