



US00D789801S

(12) **United States Design Patent** (10) **Patent No.:** **US D789,801 S**  
**Johnson** (45) **Date of Patent:** **\*\* Jun. 20, 2017**

(54) **CAT-SHAPED CLOCK**  
(71) Applicant: **London Johnson, Inc.**, Fishersville, VA (US)  
(72) Inventor: **Brian P. Johnson**, Fishersville, VA (US)  
(73) Assignee: **London Johnson, Inc.**, Fishersville, VA (US)

D471,116 S \* 3/2003 Suzuki ..... D10/40  
7,362,661 B1 \* 4/2008 Yager ..... G09B 19/12  
368/223  
D572,478 S \* 7/2008 Carlstedt ..... D3/203.1  
D576,056 S \* 9/2008 MacDonald ..... D10/40  
D613,187 S \* 4/2010 Bialek-Wester ..... D10/40  
D613,188 S \* 4/2010 Bialek-Wester ..... D10/15  
D643,065 S \* 8/2011 van der Lande ..... D19/142  
D753,513 S \* 4/2016 Deurloo ..... D10/40

(\*\*) Term: **15 Years**  
(21) Appl. No.: **29/556,884**

FOREIGN PATENT DOCUMENTS  
JP 4745355 B2 \* 8/2009 ..... A63H 13/00  
JP 4959734 B2 \* 9/2010 ..... A63H 13/00

(22) Filed: **Mar. 3, 2016**  
(51) **LOC (10) Cl.** ..... **10-01**  
(52) **U.S. Cl.**  
USPC ..... **D10/7; D21/617**  
(58) **Field of Classification Search**  
USPC .... D10/1-39, 40-45, 54, 122-132; D21/617  
CPC ..... A63H 17/40; A63H 17/41; A63H 13/02;  
A63H 3/24; A61F 5/44; G04F 3/022;  
A47J 45/068; A47J 36/32  
See application file for complete search history.


\* cited by examiner  
*Primary Examiner* — Sheryl Lane  
*Assistant Examiner* — Samantha Wood  
(74) *Attorney, Agent, or Firm* — Perkins Coie LLP


(56) **References Cited**  
U.S. PATENT DOCUMENTS  
D88,849 S \* 1/1933 Arnault ..... D10/7  
D90,919 S \* 10/1933 Waterbury ..... D10/7  
2,947,091 A \* 8/1960 McCrary ..... A61F 5/44  
116/67 R  
D312,974 S \* 12/1990 Conner ..... D10/46  
D314,515 S \* 2/1991 Kaneko ..... D10/23  
D315,509 S \* 3/1991 Kolibaba ..... D10/6  
D457,071 S \* 5/2002 Blauner ..... D10/30  
D458,759 S \* 6/2002 Landauer ..... D21/659  
D466,418 S \* 12/2002 Kwok ..... D10/15

(57) **CLAIM**  
The ornamental design for a cat-shaped clock, as shown and described.


**DESCRIPTION**  
FIG. 1 is a perspective view of a cat-shaped clock showing my new design, as viewed from the top and front.  
FIG. 2 is a front profile view thereof.  
FIG. 3 is a back profile view thereof.  
FIG. 4 is a left side view thereof.  
FIG. 5 is right side view thereof.  
FIG. 6 is a top plan view thereof; and,  
FIG. 7 is bottom plan view thereof.  
The broken line showing portions of the cat-shaped clock are included for the purpose of illustrating the environmental structure and forms no part of the claimed design.

**1 Claim, 4 Drawing Sheets**

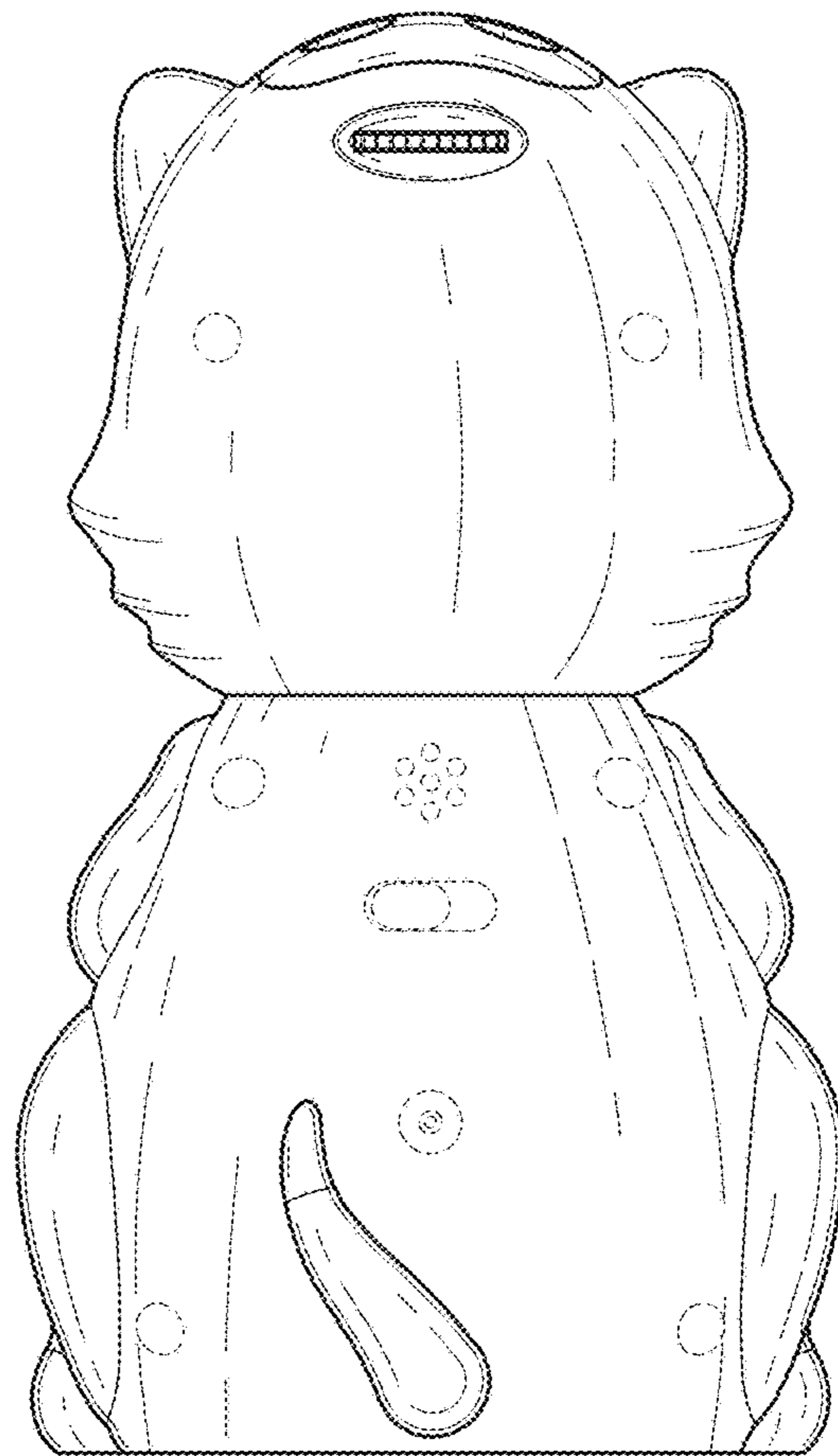




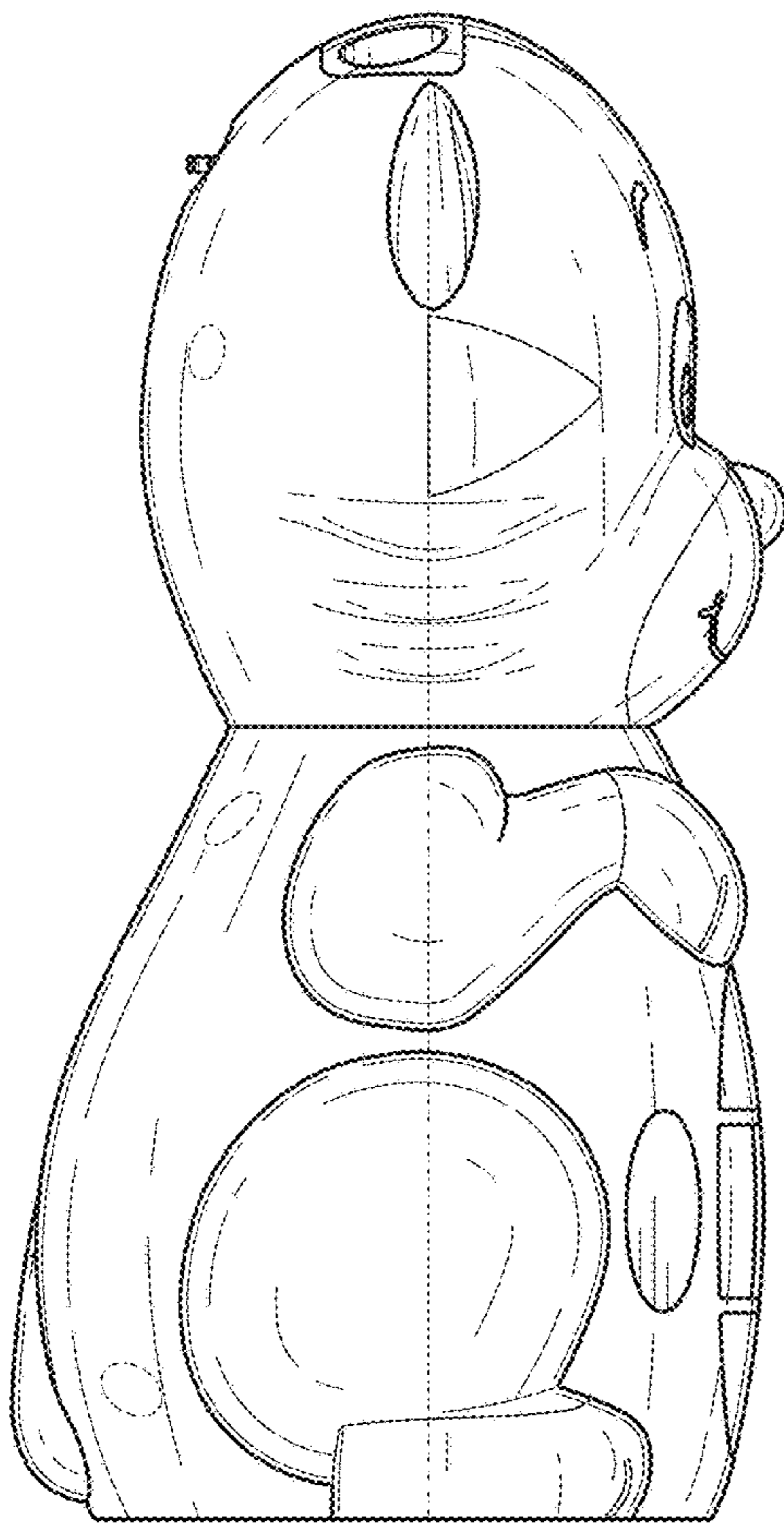
*Fig. 1*



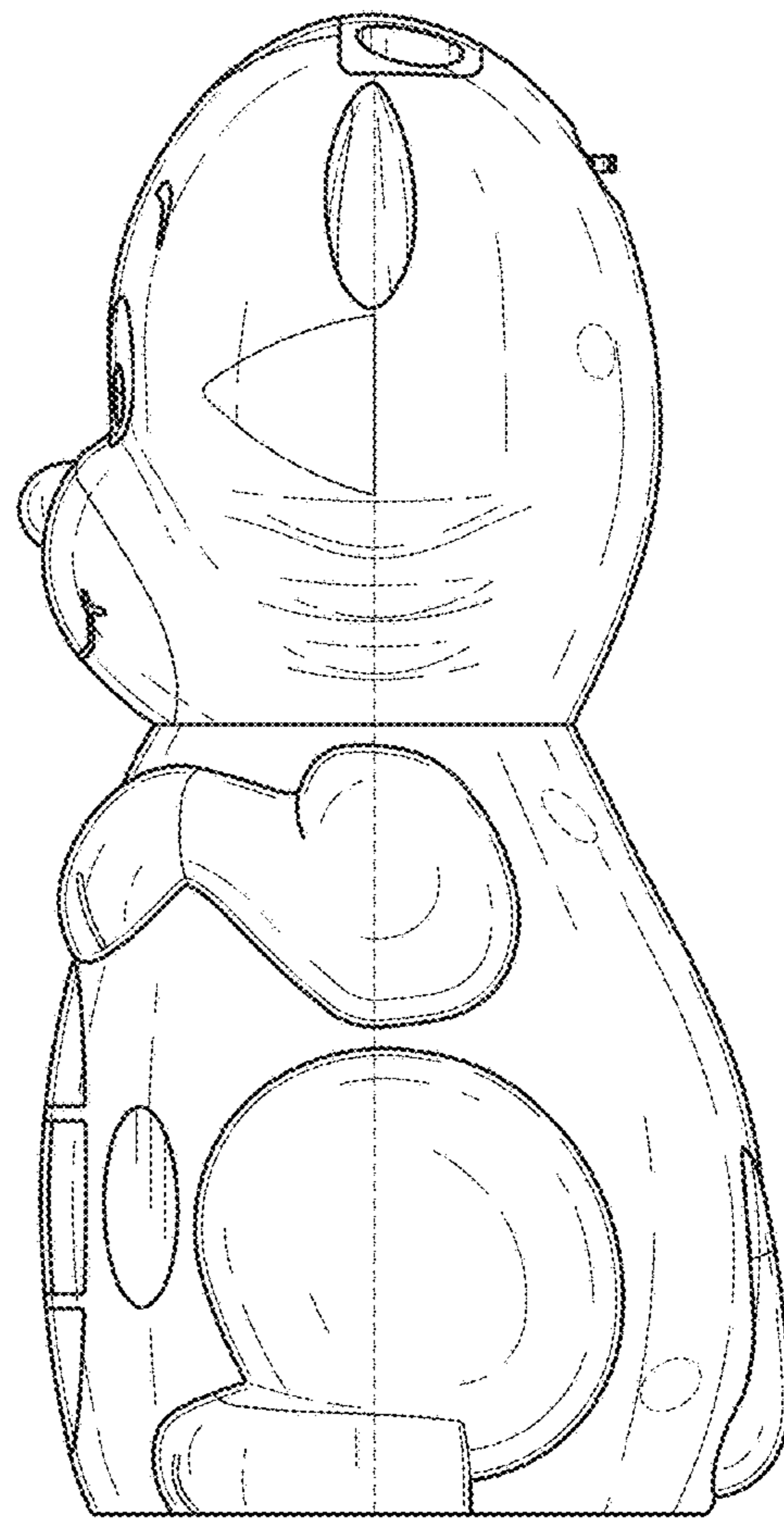
*Fig. 2*



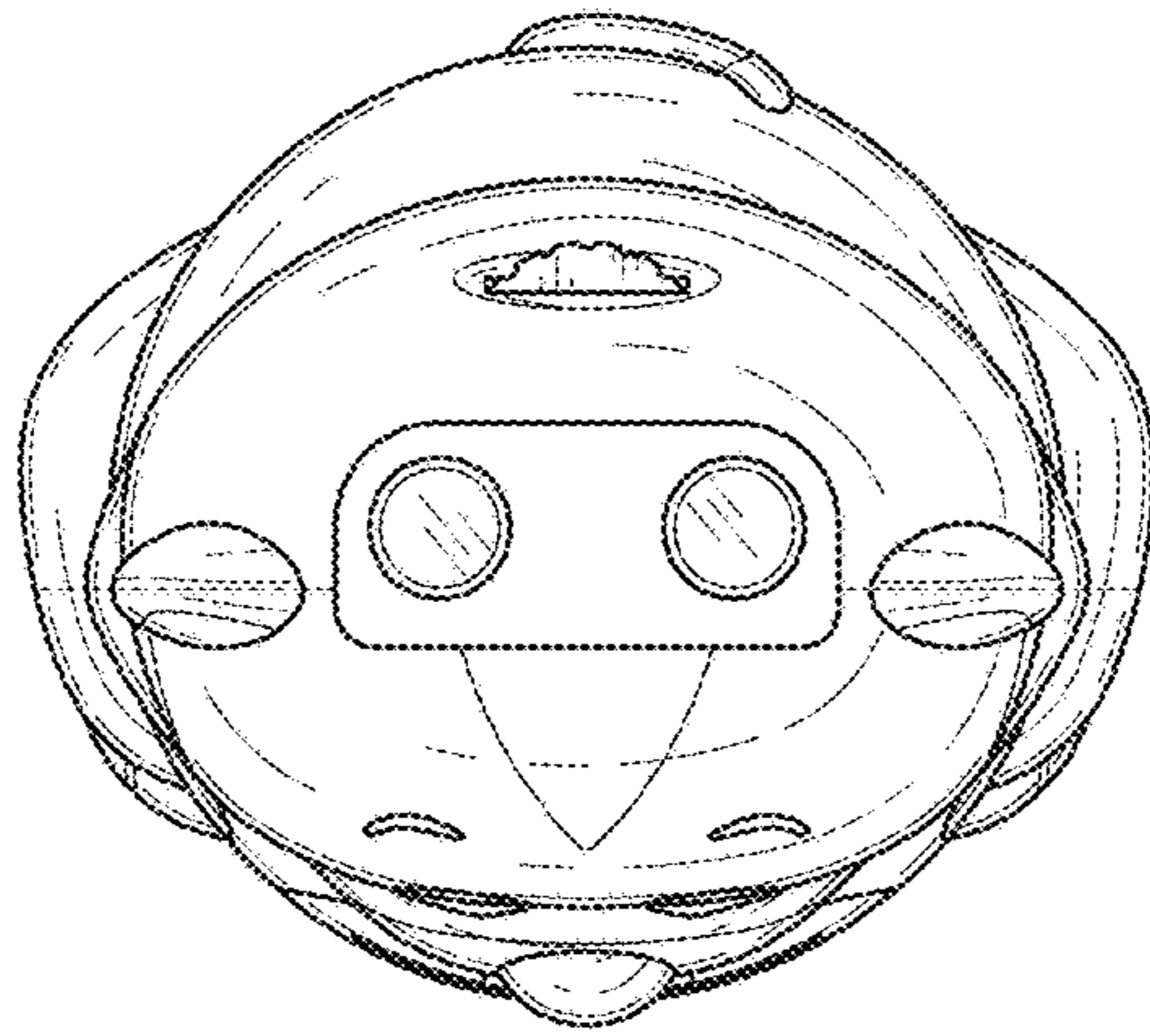
*Fig. 3*



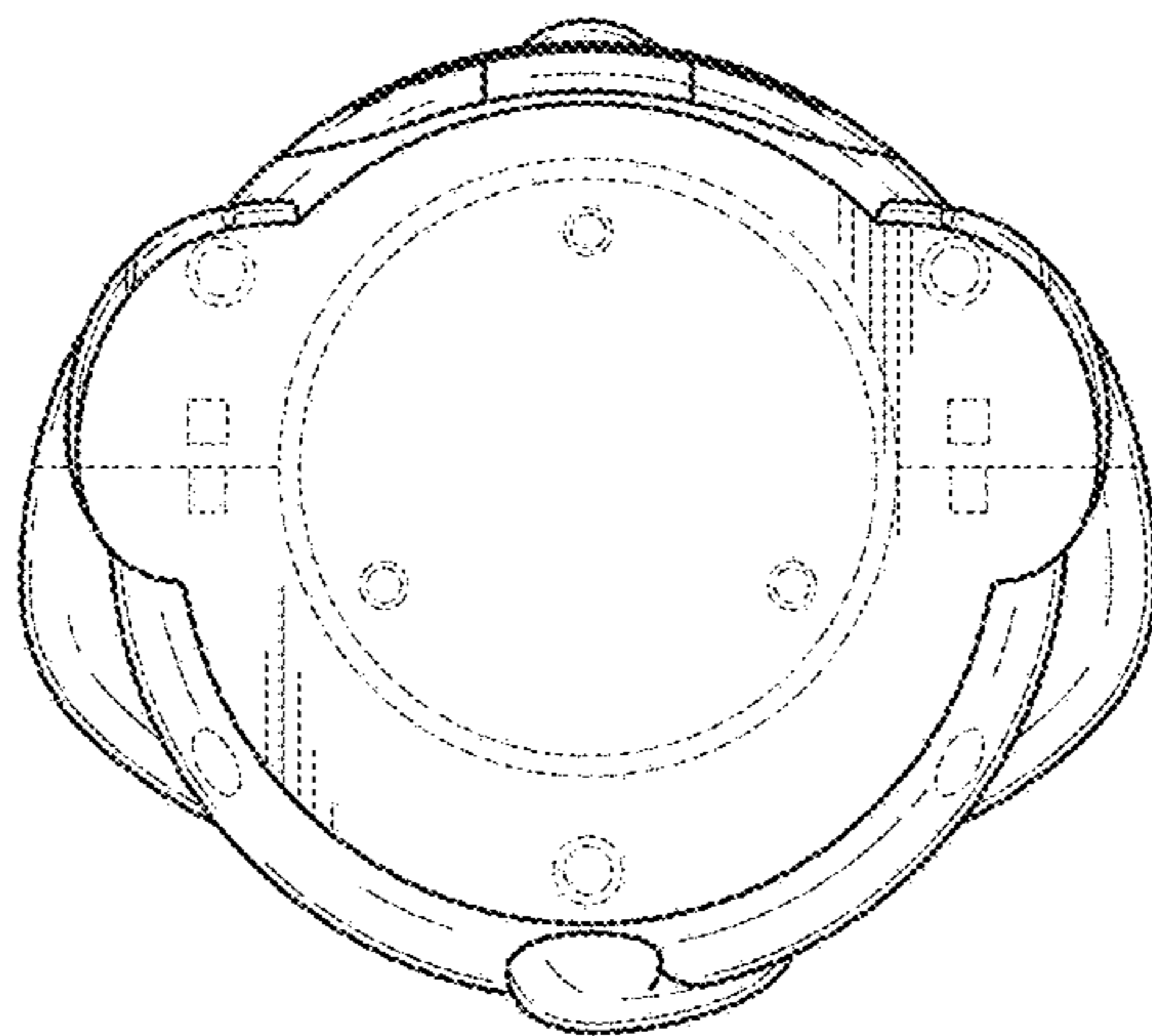
*Fig. 4*



*Fig. 5*



*Fig. 6*



*Fig. 7*