



US00D789792S

(12) **United States Design Patent**  
**Herbst**

(10) **Patent No.:** **US D789,792 S**  
(45) **Date of Patent:** **\*\* Jun. 20, 2017**

- (54) **BOTTLE**
- (71) Applicant: **O2Cool, LLC**, Chicago, IL (US)
- (72) Inventor: **Scot Herbst**, Santa Cruz, CA (US)
- (73) Assignee: **O2COOL, LLC**, Chicago, IL (US)
- (\*\*) Term: **15 Years**
- (21) Appl. No.: **29/577,408**
- (22) Filed: **Sep. 13, 2016**

**Related U.S. Application Data**

- (63) Continuation of application No. 29/518,123, filed on Feb. 20, 2015, now Pat. No. Des. 770,851.
- (51) **LOC (10) Cl.** ..... **09-01**
- (52) **U.S. Cl.**  
USPC ..... **D9/516**; D9/560; D9/564; D9/575
- (58) **Field of Classification Search**  
USPC ..... D9/516, 520, 530, 541, 542, 559, 560,  
D9/564, 569, 571, 574, 575, 715, 719;  
D7/507, 509-511, 515, 601, 602, 619.1,  
D7/622  
CPC ..... B65D 1/02; B65D 1/0223; B65D 23/102;  
B65D 2251/023; B65D 83/38  
See application file for complete search history.

(56) **References Cited**

**U.S. PATENT DOCUMENTS**

D229,889 S	1/1974	Brody	
D381,271 S	7/1997	Paoloski	
5,971,184 A	10/1999	Krishnakumar et al.	
D443,827 S *	6/2001	Krishnakumar	D9/537
D447,697 S	9/2001	Schultz et al.	
D468,645 S	1/2003	Nelson et al.	
D471,466 S *	3/2003	Nelson	D9/560
D493,368 S	7/2004	Goda	
D502,403 S	3/2005	Chirico	

D507,489 S	7/2005	Chirico	
D522,870 S	6/2006	Venkataraman et al.	
D523,753 S *	6/2006	Corker	D9/538
D539,155 S	3/2007	Steinmann	
D539,657 S	4/2007	Webb et al.	
D547,665 S	7/2007	Lepoitevin	
D548,092 S	8/2007	Klemm	
D551,984 S	10/2007	La Kier et al.	
D567,662 S	4/2008	Feen et al.	
D579,338 S	10/2008	Hestehave	
D605,517 S	12/2009	Caldwell	
D609,103 S	2/2010	Marold et al.	
D612,687 S	3/2010	Gilbert et al.	
D618,509 S	6/2010	Aarnoudse et al.	
D632,967 S *	2/2011	Hughes	D9/542
D646,977 S	10/2011	Martin	
D657,684 S	4/2012	Venkataraman et al.	

(Continued)

*Primary Examiner* — Ian Simmons

*Assistant Examiner* — Keith Frank

(74) *Attorney, Agent, or Firm* — Thompson Coburn, LLP;  
Alan H. Norman

(57) **CLAIM**

The ornamental design for a bottle, as shown and described.

**DESCRIPTION**

FIG. 1 is a first perspective view of a bottle showing my new design;

FIG. 2 is a second perspective view thereof;

FIG. 3 is a front view thereof;

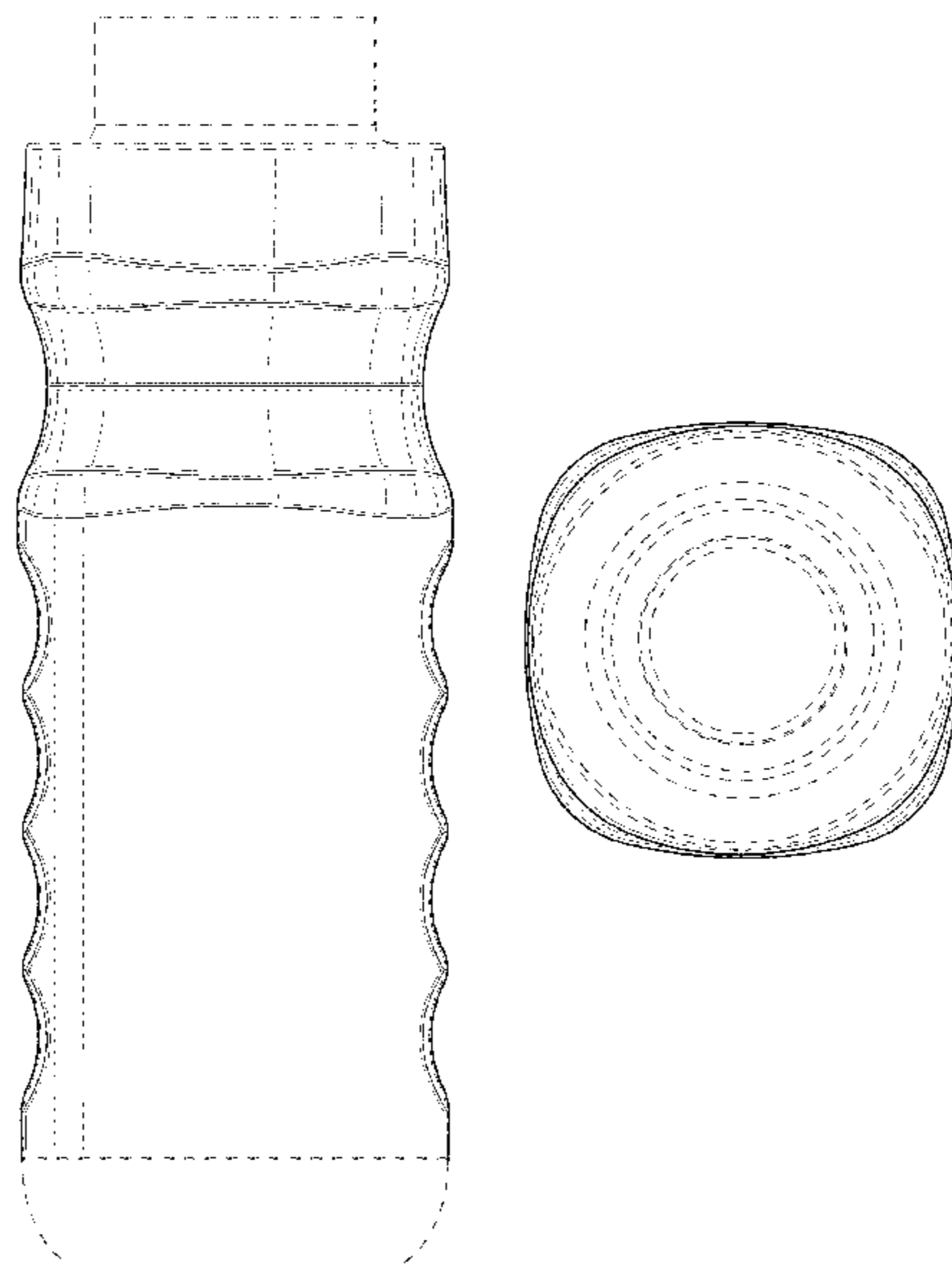
FIG. 4 is a right side view thereof;

FIG. 5 is a top view thereof; and,

FIG. 6 is a bottom view thereof.

The broken lines immediately adjacent the shaded areas represent the bounds of the claimed design while all other broken lines are directed to environment and are for illustrative purposes only; the broken lines form no part of the claimed design.

**1 Claim, 5 Drawing Sheets**



(56)

**References Cited**

U.S. PATENT DOCUMENTS

D661,196 S	6/2012	Heisner et al.	
D663,629 S	7/2012	Finlay et al.	
8,640,900 B2 *	2/2014	Heisner .....	B65D 23/102 215/384
D720,622 S	1/2015	Gelov	
D725,476 S *	3/2015	Kuzma .....	D9/541
D727,162 S *	4/2015	Gaydon .....	D9/544
D732,967 S *	6/2015	Heisner .....	D9/500
D732,968 S *	6/2015	Heisner .....	D9/500
D739,733 S *	9/2015	Steward .....	D9/500
D753,503 S *	4/2016	Kuzma .....	D9/560
D762,480 S *	8/2016	Yourist .....	D9/542
2015/0001172 A1 *	1/2015	Geithmann .....	B65D 1/0246 215/42

\* cited by examiner


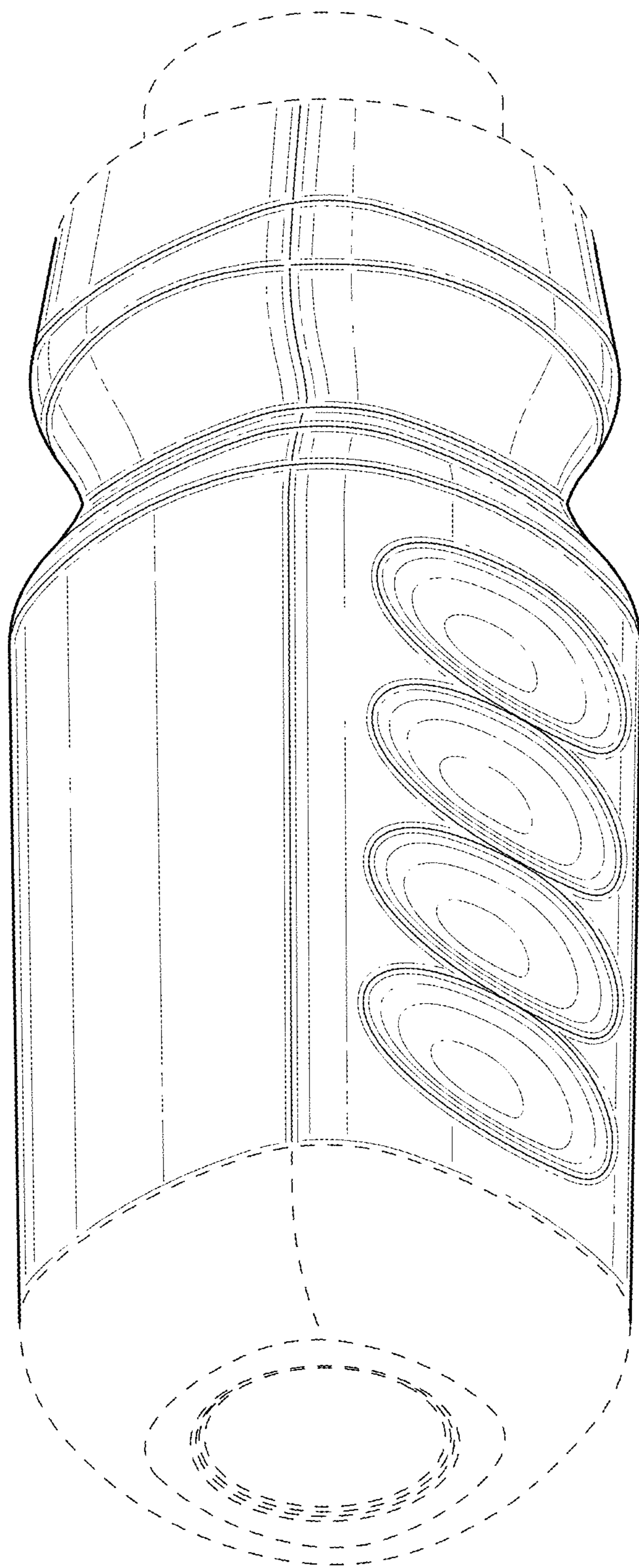


FIG. 1



**FIG. 2**



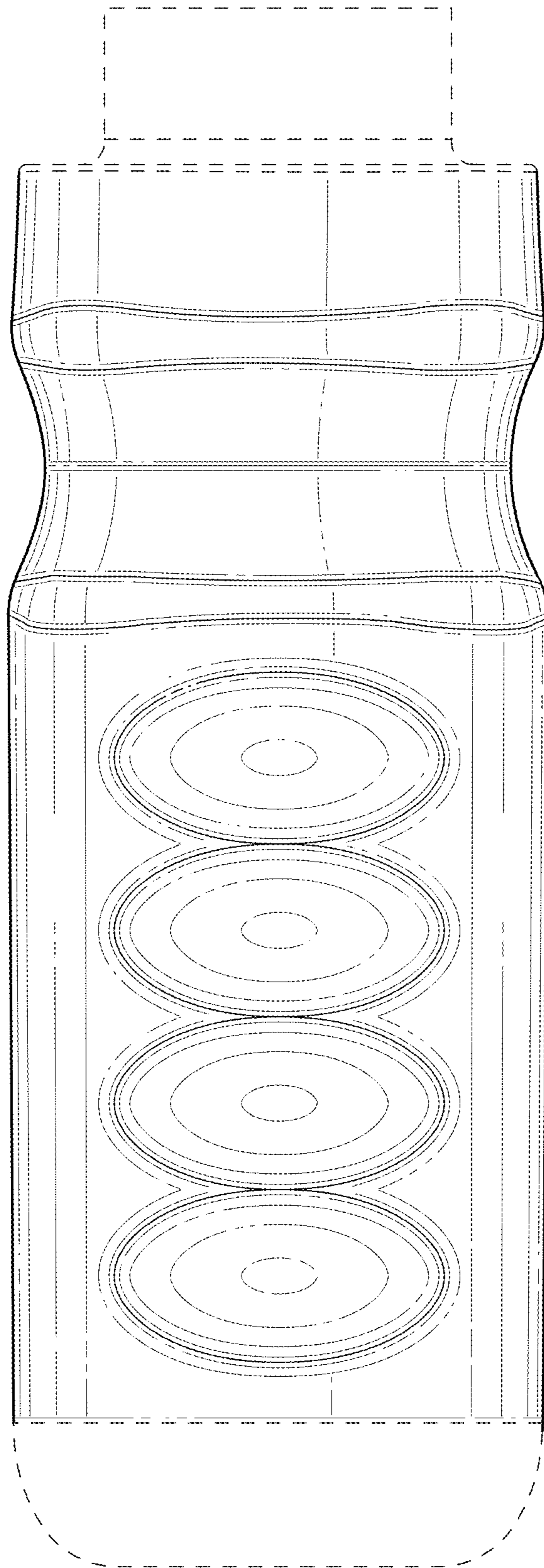


FIG. 3

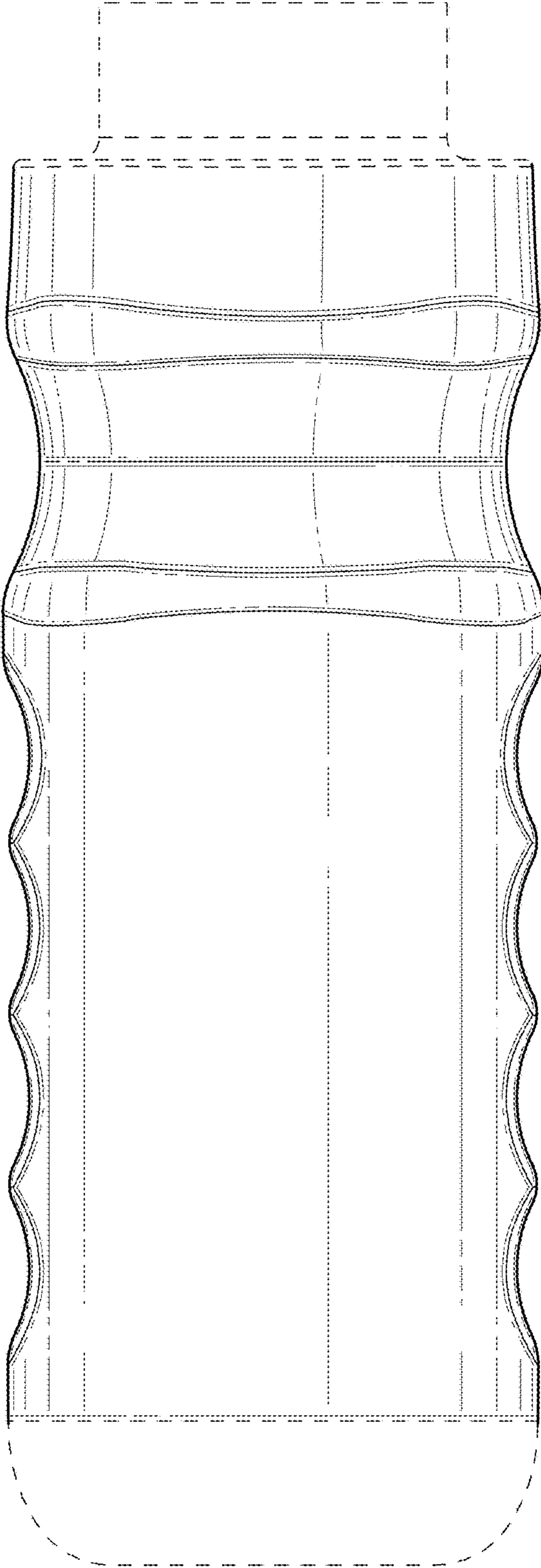
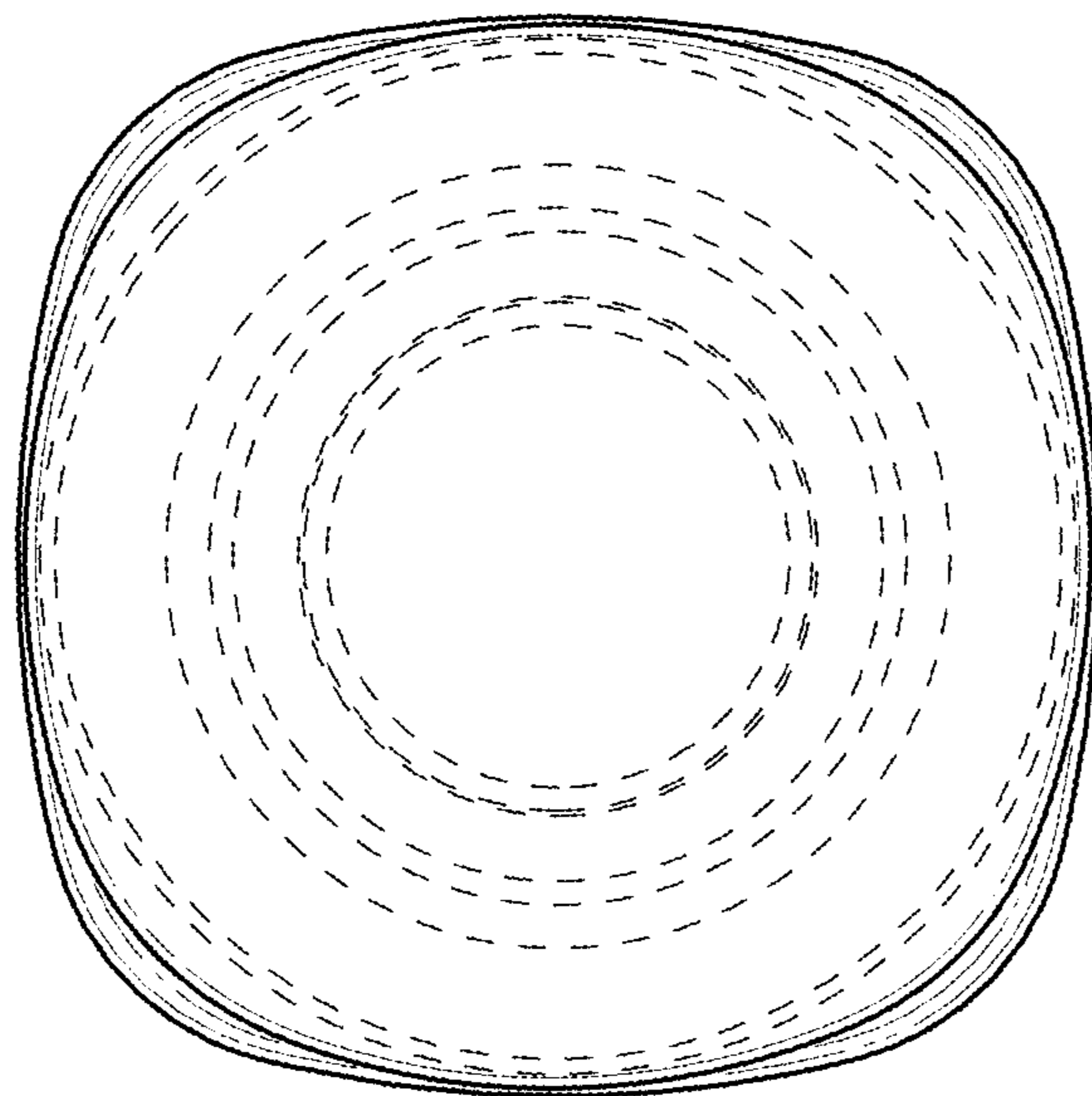
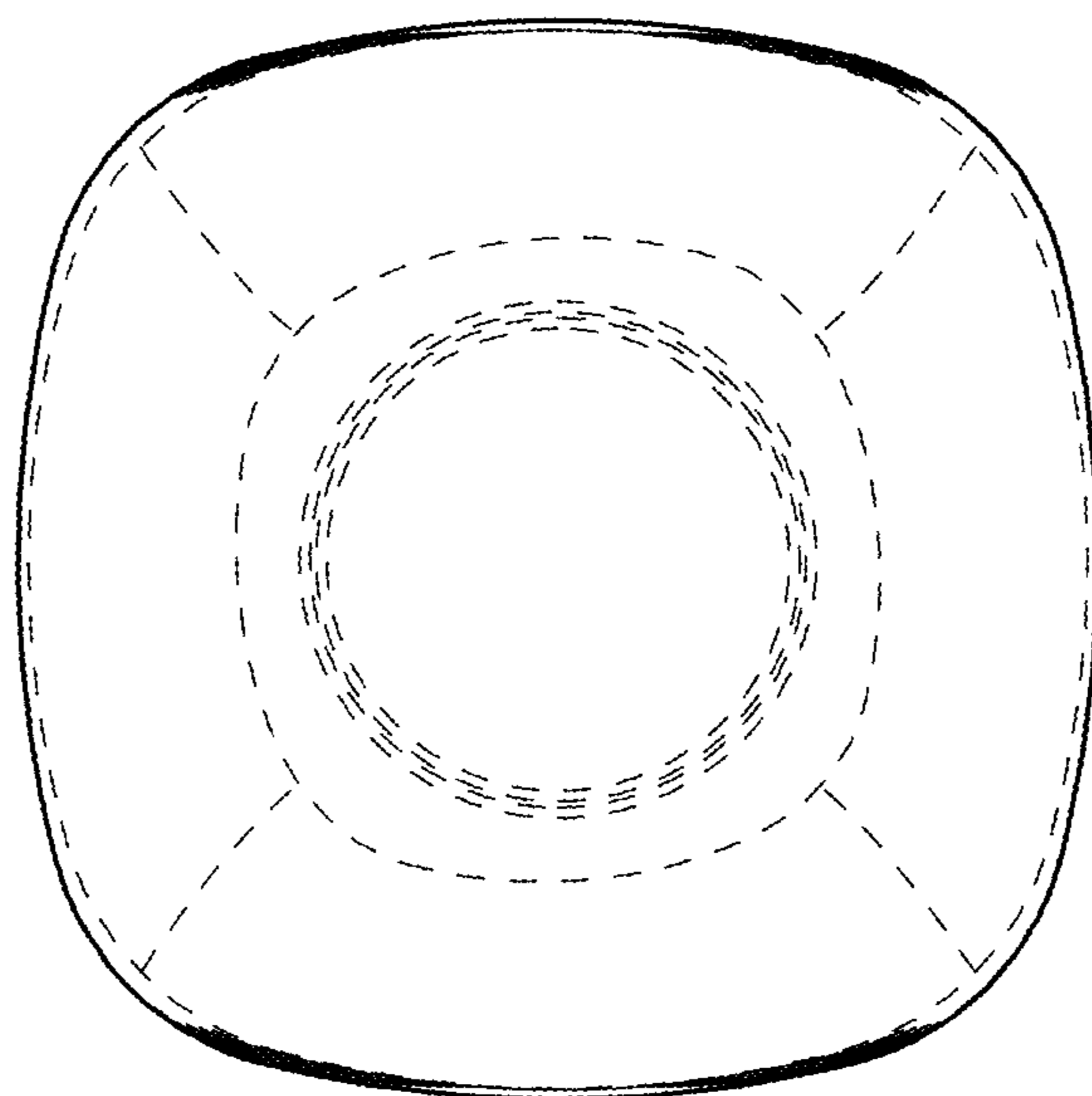


FIG. 4



**FIG. 5**



**FIG. 6**